Ramakrishna Mission Vivekananda Centenary College

Rahara, Kolkata 700118
College with Potential for Excellence(CPE)
Accredited by NAAC with Grade A

Department of English Language
Ramakrishna Mission Vivekananda Centenary College, Rahara

Project Work in English classroom:
Title: A PAYEMENT APP OF GREAT HELP

A short film
To illustrate the features and skill of Speaking

By
ANSHU BHATTACHYARYA
AND
SUPRATIM PAL
1st Year 1st Semester
[Department of Physics]

January 7, 2022

[Date of Submission]

Declaration:

We declare that we, ANSHU BHATTACHYARYA and SUPRATIM PAL students of 1st Year 1st Semester of Physics Department, Ramakrishna Mission Vivekananda Centenary College, Rahara worked on my English project on my own and I used the resources which are mentioned in the bibliography.

1) Anshu Bhattacharya

2) Supratim Pal

.....

[Signature]

ANSHU BHATTACHYARYA

SUPRATIM PAL

1st Year 1st Semester
RKMVC College Rahara

Acknowledgements:

We would like to thank to Mr. Manas Moulic, Asst. Prof. in English, RKMVCC, Rahara, for his invaluable help, advice and patience. We would also like to thank Chandan Bhattacharya,father of Anshu Bhattacharya for the support. We would like to thank everyone who helped and took part in the project, for their work and assistance.

Contents

page no

Introduction 5

1. Theoretical part

1.1. About project work 5
1.1.1 Pedagogical references of project work 5
1.1.1.a What is Speaking as a Language Skill 5
1.1.2 Project work in a language classroom 6
1.1.3 The advantages of project work 7
1.1.4 Benefits to learners 7-8
1.1.5 The role of a teacher 8-9
1.2. Stages of a project 9

2. Practical part

2.1. Introduction to the project 10
2.2. Motivation and registration 10
2.3. The Film 10
2.3.1. Story line 11
2.3.2. Cast 11
2.3.3. Technical Specifications

Conclusion 11

Resumé 12

Bibliography 13

Appendix 14

Introduction:

I and my friend made a project. It focuses on the importance of helping hand. It is too trivial but of great importance. We made the project ourselves .We were guided by our respected teacher.It was filmed by both of us .The film has been sent to the whatsapp no of our teacher.

About Project Work:

Interdisciplinary Project Work is a learning experience that provides primary and secondary school students with the opportunity to synthesise knowledge from various areas of learning and apply it to real-life situations. Students collaborate with their peers and communicate their ideas effectively to achieve a common objective.

Pedagogical References of Project Work:

Project-based learning (PBL) is a student-centered pedagogy that involves a dynamic classroom approach in which it is believed that students acquire a deeper knowledge through active exploration of real-world challenges and problems. Students learn about a subject by working for an extended period of time to investigate and respond to a complex question, challenge, or problem. It is a style of active learning and inquiry-based learning. PBL contrasts with paper-based, rote memorization, or teacher-led instruction that presents established facts or portrays a smooth path to knowledge by instead posing questions, problems or scenario.

1.1.1 Pedagogical References:

1.1.1 a) Speaking as a Language Skill

Language is an important and integral part of speaking. The words must suit the occasion and audience. The right combination of words and gestures can inspire people to involve in action and dedicate themselves to a cause. If one can speak with confidence and passion, people will relate with him and remember him.

1.1.2 Project work in a language classroom:

The classroom should be active, supportive and co-operative We learn to speak naturally in our mother tongue but linguists have contrasting theories about the process we learn to speak in our mother tongue. However, when it comes about learning a second or a foreign language, most of the linguists agree that it is a very difficult task and it's a skill that cannot be acquired without effort. So, learning to speak in English for the non-natives of this language requires much effort and practice. Let's have a brief discussion on speaking a second/foreign language.

Speaking is the skill that makes human beings different from and superior to the species of living beings. Speaking is a complex cognitive and linguistic skill. A child learns to speak through interaction with the people around him/her in their native language. Every normal adult can speak in his/her native language without effort and this skill is a natural one. But speaking in a foreign language is not natural and it requires conscious effort throughout the whole process.

Speaking is a verbal skill that involves words and sounds. It also involves:

Meaning: connotation, denotation, grammar

Sociality, Relationship,

Affect: formal, informal, slang, turn-taking

Cultural Issues: class, ethnicity, nationality, religion, gender, dialect.

Sound Elements: how volume, pitch, pace, and nature of sound complement/contradict/replace words.

Speaking is a production skill that involves listening skill. Without listening, speaking is not possible and the relationship between these two skills is corresponding. The role of speaking as performance is to transmit information before an audience. It generally incorporates public speaking. It focuses on form, accuracy, organization, and sequencing, etc. of speaking. For example, political speeches, conducting a class debate, giving a lecture, etc. use speaking as performance.

1.1.3 The advantages of project work:

Project work is work which focuses on completely a task. It involves a lot of resources – time, people and materials. It only provides opportunities for students to collaborate their own ideas, learning or passion but also teaches then skills such as problem solving and helps to develop additional skills like critical thinking and time management.

Project-based learning (PBL) is a powerful teaching method that has extensive benefits for students, ranging from critical thinking to project management to self-confidence. According to research conducted by The Autodesk Foundation, studies have shown that project-based learning is linked to significant improvements in student test scores, attendance and classroom engagement. It also gives teachers the opportunity to build stronger relationships with their students by acting as their hands-on learning facilitator. In essence, PBL is an instructional method where students collaborate with others and "learn by doing." The same skills learned through PBL are also many of the skills sought by employers.

1.1.4 Benefits to learners:

The learners are benefitted to a great extent. They can develop various skills that are useful for future. These include deeper engagement, problem solving skill, power of thinking, time management.

Collaboration:

Relationships formed during collaboration is a huge part of PBL. Not only do students learn how to work better in groups—providing their own input, listening to others, and resolving conflicts when they arise—they build positive relationships with teachers, which reinforces how great learning is. Students also form relationships with community members when working on projects, gaining insight for careers and beyond.

Problem Solving:

Students learn how to solve problems that are important to them, including real community issues, more effectively—even learning from failure and possibly starting over.

Creativity:

Students apply creative thinking skills to innovate new product designs and possibilities for projects.

In-Depth Understanding: Students build on their research skills and deepen their learning of applied content beyond facts or memorization.

Self-Confidence:

Students find their voice and learn to take pride in their work, boosting their agency and purpose.

Critical Thinking:

Students learn to look at problems with a critical thinking lens, asking questions and coming up with possible solutions for their project.

Perseverance:

When working on a project, students learn to manage obstacles more effectively, often learning from failure and making adjustments until they're satisfied with their work.

Project Management:

Students learn how to manage projects and assignments more efficiently.

Curiosity:

Students get to explore their curiosities, ask questions and form a new love for learning.

Empowerment:

Students take ownership over their projects, reflecting on and celebrating their progress and accomplishments.

1.1.5 The role of a teacher:

A teacher plays a pivotal role in implementing a project. He is a guiding star. He instills courage in them, explains its benefits that can lead them to a better future. He is the resource provider and mentor.

Designer: The ISTE Standards emphasize the teacher's role as designer of authentic learning experiences that address content standards.

In the PBT framework, two teaching practices support this goal: design and plan is about the decisions teachers make before students launch into a project, from choosing an authentic focus for inquiry to anticipating what students might make or do to demonstrate their understanding.

Skilled PBL designers allow for flexibility in their plans to make adjustments as a project unfolds. Considerations about technology integration, outside experts and potential audiences also come into play as part of project design. Throughout a project, teachers align to standards by connecting activities and assessment to learning targets. Project-based teachers make sure that students understand what the learning goals are and why they matter.

Facilitator: The ISTE Standards call on teachers to facilitate learning with technology to support student achievement. Several PBT practices bring more detail to the role of teacher as facilitator.

Build the culture is paramount for the success of PBL experiences that are student-centered and inquiry-driven. Part of culture-building is an emphasis on excellence and the use of peer critique (along with revision based on feedback) to get to great results.

It takes time to engage students in creating shared norms and setting personal goals. Culture-building doesn't happen just at the start of the school year or launch of a project; it's ongoing, involving both teacher and students.

Manage activities is another PBT practice that supports effective facilitation. To improve their project management skills, teachers can focus on strategies for improving teamwork, time management and integrating tools for inquiry and creativity.

Engage and coach, yet another PBT practice, emphasizes the teaching moves that help students take risks, persist through challenges and celebrate successes.

Collaborator: The ISTE Standards emphasize collaboration with teaching colleagues as well as between teachers and students. Similarly, several of the PBT practices emphasize strategies for collaboration.

When teachers design and plan, for example, they improve projects by inviting feedback from colleagues (and sometimes from students, as well). In fact, many project-based teachers use the same protocols for peer critique with colleagues that they use with their students.

1.2. Stages of a project

At first the project was initiated by our teacher. He explained the pros and cons of a project. Then the project was planned. After that I and my friend made a team and toiled hard for the executing the project. Our respected teacher monitored the project to execute it successfully.

a. Choosing and purposing the Project

b. Executing the Project

c. Providing a situation

d. Planning of the Project

e. Recording of the Project

f. Evaluation of the Project.

2. Practical part

2.1. Introduction to the project

Mobile App- A Helping Hand

A mobile payment app helped immensely in solving a problem instantly.The project has been centred round it.

2.2. Motivation

One day we were returning home from school .We met a person enroute.He missed the last bus of his route.He looked puzzled and very sad.A person coming with his son from opposite direction noticed it .He asked his son to get down from the bike and took him on the bike and helped him to avail himself of the bus.This incident instilled in us zeal to do something if such situation arises.

2.3. The Film

A Payment App of Great Help

2.3.1. Story line

Once we were attending online classes of our college in the evening. Suddenly one of our friend's plan validity of internet connection expired. Both of us were at a loss. Suddenly an idea occurred to our mind. Plan validity was recharged with the help of that idea. The help actually was possible for a mobile payment app- "**Phone pe".**

2.3.2. Cast

1.ANSHU BHATTACHARYA

2.SUPRATIM PAL

2.3.3 Technical Specifications

Runtime-01 min 56 sec

Camera-REALME 7 Mobile Phone (64 Mega Pixel)

Conclusion:

This incident of helping hand ,though trivial,was of great practical value.It gave pleasure and scope for fulfillment of long cherished desire. Timely solution of this real life problem was noteworthy.

Resumé :

1) NAME- ANSHU BHATTACHARYA

ADDRESS-SURI,BIRBHUM

CLASS-B.SC.1ST YEAR,1ST SEMESTER

DEPARTMENT-PHYSICS

ROLL NO-136

NAME OF THE COLLEGE- RAMAKRISHNA MISSION VIVEKANANDA CENTENARY COLLEGE,RAHARA,KOLKATA.

2)NAME- SUPRATIM PAL

ADDRESS-KOTASUR ,SAINTHIA,BIRBHUM

CLASS-B.SC.1ST YEAR,1ST SEMESTER

DEPARTMENT-PHYSICS

ROLL NO-142

NAME OF THE COLLEGE- RAMAKRISHNA MISSION VIVEKANANDA CENTENARY COLLEGE,RAHARA,KOLKATA.

BIBLIOGRAPHY

Website:

1)www.englishclub.com

2)www.projectsmart.com

3)www.merriamwebster.com

APPENDIX-A

Ramakrishna Mission Vivekananda Centenary College
Rahara, Kolkata 700118
College with Potential for Excellence (CPE)
Accredited by NAAC with Grade A

Department of English Language
Ramakrishna Mission Vivekananda Centenary College, Rahara

Project work in English classroom:

-: THE HELPING HAND :-

A short film
To illustrate the features and skills of Speaking

By

[*PRIYANSHU ROY, MANOJIT KAPAT, SWARNADEEP ADHIKARY, SOUVIK DAS*]

Students
1st Year 1st Semester
[Physics Department]

January 2022
[Date of Submission]

Declaration:

I declare that we, Priyanshu Roy, Manojit Kapat, Swarnadeep Adhikary, Souvik Das, student of 1st Year 1st Semester of Physics Department, Ramakrishna Mission Vivekananda Centenary College, Rahara worked on my English project on my own and I used the resources which are mentioned in the bibliography.

…..……..……

…….

[Signature]
[Priyanshu Roy, Manojit Kapat, Swarnadeep Adhikary, Souvik Das]
1st Year 1st Semester
RKMVC College
Rahara

Acknowledgements

I would like to thank Mr. Manas Moulic, Asst. Prof. in English, RKMVCC, Rahara, for his invaluable help, advice and patience.
I would also like to thank my family for the mental support.
I would like to thank to my friends who took part in the project, for their work and enthusiasm

CONTENT

- Introduction

1 Theoretical part

1.1 About the project

1.1.1 What is Speaking as a Language Skill

1.1.2 Project work in a Language Classroom

1.1.3 The advantages of project work

1.1.4 Benefits of learner

1.1.5 The role of a teacher

1.2 Stages of a Project

2 Practical Part

2.1 Introduction to the project "**[The helping hand]**"

2.2 Motivation and registration

2.3 " **The Helping Hand** "

2.3.1 Storyline

2.3.2 Cast

2.3.3 Technical Specifications

- Conclusion
- Resume
- Bibliography

Introduction:

This project deals with the perspective of speaking in English, while acting in a short film. The skill of English speaking and its use in communication is very important in today's world, where speaking skills are needed very much.
Skills can be developed in a much more interesting way if it is done while doing project work which includes ways to improve speaking skills and manners.
Short films are a very good and innovative way as a project to encourage and improve the skills and ability of the students to present their thoughts in an effective and collective way before the audience.

Also project work of this level increases the efficiency of students to cope up and deal with different situations in life.
In present day English speaking people are given more chances in the corporate world, since English is a common language of communication, so students can practice and make themselves adapt in such an environment beforehand, if they had done this type of project work in their school or college.

At last we will say that the given project work is a blessing for us and we did it with our full spirit.

1.THEORETICAL PART

1.1 About project work - The project is all about displaying the skill of speaking in english. Short film is all about communicating with other fellow actors.

This short film is about helping people in need, helping others is a very kind act. This deals with helping and showing passion for helping others.

The nature of helping and the skill of speaking in English is a part of this project.

1.1.1 What is speaking as a language skill -

Speaking is the delivery of language through the mouth. To speak, we create sounds using many parts of our body, including the lungs, vocal tract, vocal chords, tongue, teeth and lips. Good communication skills in life will ensure everyone around us understands us and we understand them. You will be confident and assertive. There will be less misunderstanding and we will rarely have to face issues that come with poor communication. It will be easy for us to make and keep friends.

1.1.2 Project work in a language classroom-

In a language classroom project work acts like a boost to the language skills of the students. It helps them to learn and improve their skills and ability to conduct themselves in the specific language which they have been taught. Project work like Short films are interesting and enjoyable topics for students. They furnish students to develop speaking skills practically.

1.1.3 The advantages of projects works -

Project work enhances the ability of students to learn in an easy way and remember things for a longer time. For a language (english) skill development classroom, work like short films are a very good project for students to learn the skills of speaking in english. They help students to practically test themselves before the natural environment where they have to speak in english to communicate with other people.

1.1.4 The benefits of the learner -

It has many benefits for the learners, it helps them to improve their skills of communicating in english. It also prepares them to deal with such a situation when they face it in real life.

1.1.5 The role of a teacher -

The teachers' role in Project-Based Learning is unique and pervasive. An educator's ability to transition from the role of instructor to that of a mentor or collaborator can make or break it. PBL, if done well, helps inculcate skills such as active learning and problem-solving in students. These skills are useful in workplaces while working on similar projects.

Projects enhance deeper learning because students must acquire and apply concepts and ideas. Additionally, PBL has the potential to improve competence in thinking (learning and metacognition). This is because students need to formulate plans, track progress, and collaborate with others. They also evaluate solutions to real-world problems.

1.2 Stages of a project -

The five stages of projects are:-

1. **Project initiation**
2. **Project planning**
3. **Project execution**
4. **Project monitoring and controlling**
5. **Project closing**

2. PRACTICAL PART

2.1 Introduction to "THE HELPING HAND"

Doing this project was an absolute honor for us.

It was a dream project for us from our respected Sir.

Helping people in need is the basic idea behind this project work. The pleasure we got by helping people is beyond explanation.

We learned many things while performing this act.

This project consists of a short film, "The helping hand", where we helped people to reach their destination when they needed the most help.

This 2 minute video conveyed many qualities of humans which every person should have at least till humanity survives.

2.2 Motivation and registration -

The motivation for this short film has come from the inner feeling of helping people in need.
First of all this film shows the most common trait of humans (who are a social species) to help others in need. But this trait of helping others is quite missing in the present times. Many of the people are busy in their daily schedule and spend little time communicating with people who might need help.
Through this short film we have tried to show that humanity still exists in this world, and if any one thinks to help others then he can very easily help others who seriously need help.
Further if we help others in need then it will create a chain like process, like that one person who has been helped will grow in himself the feeling and satisfaction of helping and will try to help others, in this manner the more people who will be helped will again help more people and so on.

2.3 The film -

The helping hand :-

2.3.1 Storyline :-

The story starts with two people standing on a railway platform. They were confused and were unable to make any decision of which train to take, they were going to Sealdah but

were not sure enough to take any train to Sealdah since they were new in that route.
They were talking about this and suddenly another person came to help them. He helped them to reach Sealdah as he was also on the way to go to Sealdah.
On reaching Sealdah they met with a person who was a friend of the person who helped them to reach them to Sealdah., who was going to College street and since those two people had to go to college street too, so they went there with the help of their friend.

With this everyone was helped and every one was happy and satisfied.

2.3.2 Cast -

{ Priyanshu roy, Manojit kapat, Swarnadeep adhikary, Souvik Das }

Conclusion :-

All together this project was a very good one. It represented the idea of helping others as well as improving our skills of communicating in english.

I would like to thank all my beloved friends who helped us complete this beautiful project and would also like to thank our respected sir who has given us this golden opportunity to show our talent by performing in this Short Film.

Resume:-

1. Priyanshu
2. Swarnadeep.docx
3. Manojit. DOC
4. Souvik

Bibliography :-

- ☐ Google
- ☐ https://www.projectsmart.com/project-management/the-stages-of-a-project.php
- ☐ https://en.wikipedia.org/wiki/Short_film
- ☐ https://en.wikipedia.org/wiki/English_language
- ☐ AECC project sample given by sir (project format)

RAMAKRISHNA MISSION VIVEKANANDA CENTENARY COLLEGE

Rahara, Kolkata-700118

An Autonomous College

College with potential for Excellence(CPE)

Accredited by NAAC with Grade A

Department of English Language

Project work in English classroom:

HELPING HAND

[HELP ONE TO FILL UP A FORM]

To illustrate the features and skills of Speaking

By

KULDIP BETAL (REG. NO : A01-1112-113-047-2021)

&

SHOVAN GAYEN (REG NO: A01-1112-113-017-2021)

Student Of

1st Year 1st Semester

MATHEMATICS DEPARTMENT

January 07 ,2022

DECLARATION

We declare that we ,**KULDIP BETAL & SHOVAN GAYEN** students of 1st Year 1st Semester of **MATHEMATICS** Department**, Ramakrishna Mission Vivekananda Centenary College, Rahara** worked on our English project on our own and we used the resources which are mentioned in the bibliography.

Kuldip Betal

&

Shovan Gayen

Signatures

of

KULDIP BETAL(Roll-361)

&

SHOVAN GAYEN(Roll-318)

1st Year 1st Semester

RKMVC College

Rahara

ACKNOWLEDGEMENTS

We are very thankful to Prof. Manas Moulic of our project guider for giving us some ardent help and suggestions during the preparation of this project & we are always thankful to our Principal Swami Kamalasthananda Maharaj & Vice Principal Swami Vedanuragananda Maharaj and Greatly thankful to our beloved H.O.D. Dr. Pravanjan Kumar Rana was providing us some important information about this project .We also greatful to our elder brother for help us by giving his laptop & internet.

CONTENTS: **PAGE NO.**

Introduction	5

1.Theoretical part

1.1. About project work	6
1.1.1.Pedagogical references of project work in the past	6
1.1.1.a. What is Speaking as a Language Skill	6
1.1.2 Project work in a language classroom	7
1.1.3 The advantages of project work	7
1.1.4 Benefits to learners	7
1.1.5 The role of a teacher	8
1.2. Stages of the project	8

2. Practical part

2.1. Introduction to the project "[**HELP ONE TO FILL UP A FORM**]"	9
2.2. Motivation and registration	9
2.3. The Film "[**HELP ONE TO FILL UP A FORM**]"	9
2.3.1. Story line	9
2.3.2. Cast	11
2.3.3. Technical Specifications	11

Conclusion	12

Resume	13

Bibliography	17

INTRODUCTION

Living on same planet but with differen fate. They need help. Help from humans not from angles. Should we bother to think about them.

HELPING HANDS (A Few Words)

Its matter of Fact that there are different categories of people. Some are living high standard life with all the comforts they desire, but majority of people in the world are living their life below standard.

However, it is acceptable but what about those who have no idea about standards. They are living mysterious. They don't live but spend their life.

There is another grade of people who are called white collar. They endure hardships. They dare to suffer but don't ask for help.

There are Cancer patients, there are homeless people, hungry children, uneducated youngmen, unemployed fathers.

We can give hope. We have to provide them basic necessities of life.

We have decided to launch a helping program to findout the needy persons who deserve help but don't have courage to ask for help. The help with steemit power, without even spending anything, just by promoting the cause.

Project is designed to ensure silent help not to affect the dignity of human being & Hopefully it ll be launched by 01-Sep-2017.

SOPs for the program will be shared with the Community soon.

We need your support to do this. We ll not ask for donations. However will be accepted if you want to donate at your own desire for the noble cause.

You can help by promoting this project giving a full Upvote, Resteem & Following.

1.Theoretical Part

1.1. About project work :

Project work is work which focuses on completing a task. Project work normally involves a lot of resources - time, people and materials - and learners practise a range of skills and language systems.

In the classroom,project work may provide many opportunities to meet a variety of learning aims but it requires strong classroom management skills. Learners need independence in planning and realizing the work but they also need the teacher to act as a driver in ensuring it is carried out in a way that meets learning aims.

1.1.1.Pedagogical references of project work in the past :

Project work is a major activity for all students during their school or college days. Many people are known for coming out with creative ideas but there are very few of them who actually bring the idea on paper and present the facts in the form of a good project report.

But we are not familiar to this type of project work before this sencessional project work. So we should follow to our class teacher's word. And we should also try to take help from our classmate & internet.

1.1.1.a. What is Speaking as a Language Skill :

Speaking is the delivery of language through the mouth. To speak, we create sounds using many parts of our body, including the lungs, vocal tract, vocal chords, tongue, teeth and lips. Speaking is the second of the four language skills, which are-

1.Listening 2.**Speaking** 3.Reading 4.Writing.

1.1.2 **Project work in a language classroom :**

Project work is work which focuses on completing a task. Project work normally involves a lot of resources - time, people and materials - and learners practise a range of skills and language systems.In the classroom.

Project work may provide many opportunities to meet a variety of learning aims but it requires strong classroom management skills. Learners need independence in planning and realizing the work but they also need the teacher to act as a driver in ensuring it is carried out in a way that meets learning aims.

1.1.3 **The advantages of project work :**

It develops the child's ability to work with his or her peers, building teamwork and group skills. It allows the teacher to learn more about the child as a person. It helps the teacher communicate in progressive and meaningful ways with the child or a group of children on a range of issues.

1.1.4 **Benefits to learners :**

Project based learning also has other advantages for students. These include:

1.Deeper engagement and interaction with learning content,
2.Encouragement of higher order thinking and problem-solving skills,
3.Development of peer and professional networks,
4.Engagement with potential employers and career mentors,
5.Fostering of 21 st century skills like collaboration and communication,
6.Enhanced autonomy and agency in learning,
7.A sense of mastery and self-efficacy,
8.Gaining valuable career insight.

1.1.5 The role of a teacher ;

The teachers' role in Project-Based Learning is unique and pervasive. An educator's ability to transition from the role of instructor to that of a mentor or collaborator can make or break it. As is evident from our previous blog, PBL, if done well, helps inculcate skills such as active learning and problem-solving in students. These skills are useful in workplaces while working on similar projects.

Projects enhance deeper learning because students must acquire and apply concepts and ideas. Additionally, PBL has the potential to improve competence in thinking (learning and metacognition). This is because students need to formulate plans, track progress, collaborate with others. They also evaluate solutions to real-world problems.

However, the drawbacks of this teaching methodology become immediately apparent to educators when they try to adopt this model in classrooms.

1.2.Stages of a project:

- At first our beloved sir gave us all the informations about the project work .
- Then we collected further information from other source like internet and our friends.
- Later we made a script of our film
- Thereafter we drew a rough sketch of our project.
- After that we started our project work.
- Our elder brother helped us to shoot our film.
- Then we edited our film .
- Then we wrote all process as a written project work.
- Then we submit our short flim & written project work to our sir

2. Practical Part

2.1. Introduction to the project "[HELP ONE TO FILL UP A FORM]" :

The topic of our project is about **'HELPING HAND'** .This project helps us to learn how to express our body language and it also helps us to improve our speaking skill too.When we are trying to help others in any way we can ,we feel peace from our heart.

2.2. Motivation and registration :

The teacher's role in motivation includes, but is not limited to, creating an environment conducive to learning. The teacher's role in encouraging support of students' autonomy, relevance, and relatedness of the material increases motivation to learn. Additionally, the teacher's ability to develop students' competence, interest in subject taught, and perception of self-efficacy are all important factors that influence students' motivation to learn.

To complete the project whenever I have to face problems, my guide & teacher revered Manas Moulic help me a lot.

2.3. The Film "HELP ONE TO FILL UP A FORM"

2.3.1 Story Line :

Kuldip : (Knocks the door twice) Shovan ! Shovan !

Shovan : Who are you ?

Kuldip : Hey, I am Kuldip ! Please open the door.

Shovan : Ohh ! Wait , I am coming.

Kuldip : Okay ! I am waiting.

[Opens the door]

Shovan : Come in ! Sit down.

Kuldip : Hey, Shovan good to see you !

Shovan : How's it going ?

Kuldip : Yeah , good. Working a lot, & you ?

Shovan : [Silent]…….

Kuldip : Do you have any problem ?

Shovan : No……. I cann't understand this part of this form.

Kuldip : Let me see.

Shovan : Take this (Shovan hands over the form to kuldip).

Kuldip : Which part ?

Shovan : [Indicates the part by the pen.]

Kuldip : Oh !!!!! this part.

Shovan : Yeah !!!!

Kuldip : In these boxes you should write best of five subject's marks of H S.

Shovan : Okay, Understood !!!

Kuldip : Don't forget to write the grade of the marks.

Shovan : I will write this portion. Thanks a lot for helping me.[They shake hands]

THE END

2.3.2 Cast :

Producer & Editor : Mr. Sayan Ghosh

Director : Avradeep Chakrabarty

Actor : Kuldip Betal

Actor : Shovan Gayen

Camera man : Mainak Das

Scripted by : Shovan Gayen , Kuldip Betal

Location : 38, Paschim Para, Near RKMVC College, Rahara ; Kol - 700118

2.3.3. Technical Specifications :

- **Mobile Camera (moto g9 : 48 MP)**
- **Laptop (Lenovo ideapad 320)**

The film is sent by Shovan Gayen (7584918811),on 7th January,2022.

CONCLUSION

Thus we have come to the end of this short project. In this project we have covered the various topics under **HELPING HAND.**It was a wonderful learning experience for us while working on this project. This project has developed our thinking skills related to the topics. This project have us real insight into the English communication.We enjoyed each and every bit work I had put into this project.

RESUME

KULDIP BETAL

Kurchigaria,Paba

Hooghly,West Bengal

Pin-712614

E-Mail : betalkuldip@gmail.com

Career Objective

- I want to complete Phd from IIT.

Personal Profile

Father's Name	:	Mr. Dipak Kumar Betal
Date of Birth	:	14/12/2003
Marrital Status	:	Unmarried
Nationality	:	Indian
Height	:	183 cm.
Weight	:	96 kg.
Colour of Eyes	:	Black
Colour of Hair	:	Black
Vision	:	Normal
Passport No.	:	N6274645

Education Qualification

- 10th passed from West Bengal Board of Secondary Education
- 12th passed from West Bengal Council of Higher Secondary Education
- Started B.SC in Mathematics Hons. in Ramakrishna Mission Vivekananda Centenary College

Professional Qualification

- Six month Computer Course (CCA) from Hajipur Computer Centre

Language Known

- Bengali
- English
- Hindi

Hobbies

- Cricket

SHOVAN GAYEN

Deshra, Bankura

West Bengal-722141

E-Mail- shovangayen0405@gmail.com

Career Objective

- I want to be a Executive Officer

Personal Profile

Father's Name	:	Mr Balaram Gayen
Date of Birth	:	04/05/2003
Marrital Status	:	Unmarried
Height	:	170 cm
Weight	:	59 Kg
Colour of Eyes	:	Black
Colour of Hair	:	Black
Vision	:	Normal

Education Qualification

- 10th passed from West Bengal Board of Secondary Education
- 12th passed from West Bengal Council of Higher Secondary Education
- Started B.SC in Mathematics Hons. in Ramakrishna Mission Vivekananda Centenary College.

Professional Qualification

- Six month Computer Course (CCA) from Sarada Computer Centre

Language Known

- Bengali
- English
- Hindi

Hobbies

- Cricket

BIBLIOGRAPHY

1. https://www.teachingenglish.org.uk/article/project-work
2. https://www.englishclub.com/speaking/what-is-speaking.htm#:~:text=Speaking%20is%20the%20delivery%20of,Listening
3. https://www.destinationimagination.org/blog/10-benefits-of-project-based-learning/
4. https://evelynlearning.com/teachers-role-project-based-learning/
5. https://rkmvccrahara.org/
6. I have taken help from our respected teacher Manas Moulic.

RAMAKRISHNA MISSION VIVEKANANDA CENTRENARY COLLEGE

Rahara, Kolkata 700118

College with Potential for Excellence

Accredited by NAAC with Grade A

Department of English Language

RAMAKRISHNA MISSION VIVEKANANDA CENTRENARY COLLEGE, Rahara

Project work in English classroom :

A short film

To illustrate the features and skills of speaking

By

DIPTANGSHU TAPADAR

Leaner

1st Year 1st Semester

Department of Chemistry

By

PRITAM CHAKRABORTY

Leaner

1st Year 1st Semester

Department of Chemistry

January 2022

DECLARATION :

I declare that I, Diptangshu Tapadar and Pritam Chakraborty, student of 1st Year 1st Semester of CHEMISTRY department, Ramkrishna Mission Vivekananda Centenary college ,Rahara worked on my English project on my own and I used to resources which are mentioned in bibliography.



Diptangshu Tapadar

Roll No: 229

1st Year 1st Semester

RKMVC COLLEGE

RAHARA

Pritam Chakraborty

Roll No: 241

1st Year 1st Semester

RKMVC COLLEGE

RAHARA

ACKNOWLEGDEMENT :

I would like to thank MR. Manas Moulic , Asst. Prof. in English , for his invaluable help, advice and patience.

I would also like to thank my family and my friends for his support.

I would like to thank to my pupils who took part in the project, for their work and enthusiasm.

CONTENT INTRODUCTION

1.THEORETICAL PART:

1.1. About project work

1.1.1 Pedagogical references of project work

1.1.1.a What is Speaking as a Language Skil

l 1.1.1.b What is Language skill

1.1.2 Project work in a language classroom

1.1.3 The advantages of project work

1.1.4 Benefits to students

1.1.5 The role of a teacher

1.2. Stages of a project

2. PRACTICAL PART :

2.1. Introduction to the project "FACILITATION

2.2. Motivation and registration

2.3. The Film "FACILITATION "

2.3.1. Story line

2.3.2. Cast

2.3.3. Technical Specifications

Conclusion

Resumé

Appendix

INTRODUCTION :

Speaking is an act of making vocal sounds. We can say that speaking means to converse, or expressing one's thoughts.It helps us to develop our language speaking skill.So our English classroom has given this project about the topic “HELPING HAND”. After getting this I and my friend both have started to discuss about it and started to making our script.

THEORETICAL PART :

1.1 ABOUT PROJECT WORK :

Speaking skills are defined as the skills which allow us to communicate effectively. They give us the ability to convey information verbally and in a way that the listener can understand.

1.1.1 PEDOLOGICAL REFERENCES OF PROJECT WORK :

1.1.1.a WHAT IS SPEAKING AS A LANGUAGE SKILL :

Speaking is the delivery of language through the mouth. To speak, we create sounds using many parts of our body, including the lungs, vocal tract, vocal chords, tongue, teeth and lips. In our own language, speaking is usually the second language skill that we learn.

1.1.1.b WHAT IS LANGUAGE SKILL :

Language is essentially a skill. It is not a content-based subject likeScience, Social Studies, Mathematics, etc., which aim is to imparting information and fill the human mind with knowledge. Since language is a skill, it naturally comes under psychomotor domain. Language is a complex skill involving four sub skills, which are as follows

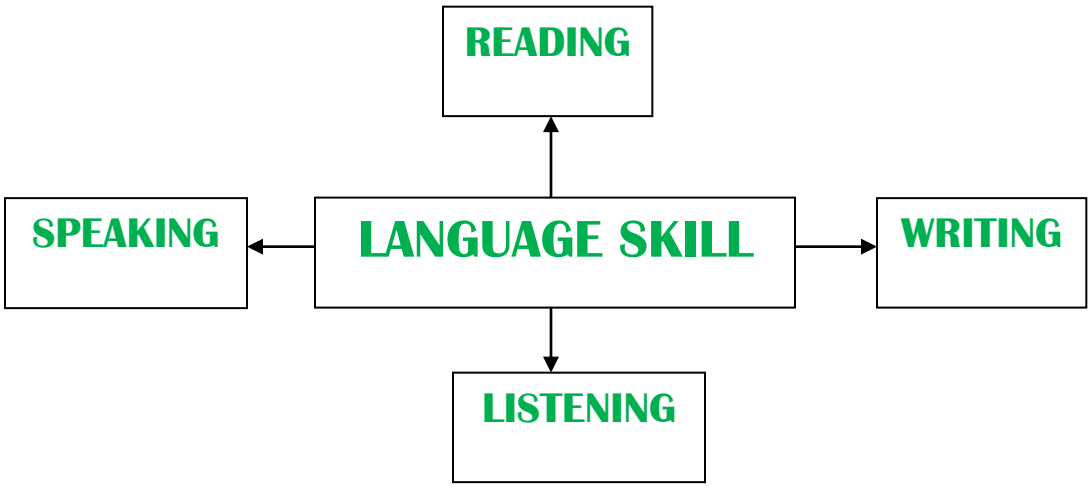

1.1.2 PROJECT WORK IN A LANGUAGE CLASSROOM :

We have given this project in our English classroom. Our respected teacher helps us by giving every information about this project work. After knowing about this project work , we started to discuss about this project. Then we started to make the script and start to shoot this film.

1.1.3 ADVANTAGES OF PROJECT WORK :

Our film “HELPING HAND” helps us a lot. It helps the student to communicate in English frequently and also promotes the group work, self-assessment learning and oral-writing expression skill. The project inspires our modern generation to help people in need.

1.1.4 BENEFITS OF A LEARNER :

Our project motivate ourselves to help classmate by giving them ewvery informaion in any educational field. It helps us to increase the coordination between friends or classmates. By using English language , we can increase our communication skill and also helps us to increase our reading skill.

1.1.5 THE ROLE OF A TEACHER :

Our teacher Mr. Manas Moulic sir helps us a lot. His every time support and enthusiasm always encourage us. He helps us ti improve our TIME MANAGEMENT, SPEAKING SKILL, TEAM WORK.He gives us every information about this project.

1.2 STAGES OF THE PROJECT :

The stages of the project are –

1. INITIATION
2. PLANNING
3. EXECUTION
4. PERFORMING
5. PROJECT END

PRACTICAL PART :

2.1 INTRODUCTION TO THE PROJECT :

Our teacher Mr Manas Moulic , sir gave us the project "Helping Hand" where we have to perform and make a short film based on it. So we performed a short film named as "Facilitation"where the friendship between tu two of us is shown beautifully. We are very pleased to share our little experience through this amazing project**.**

2.2 MOTIVATION AND REGISTRATION :

We choice ‘HELPING HAND’ project because it is a type of extremely adjustable jig used in soldering and craftwork to hold materials near each other. It develops responsibility and builds self-confidence and also contributes to a positive culture .so, I think this project is benefited to us .

2.3.THE FILM “FACILITATION” :

2.3.1 STORYLINE

Diptangshu was reading ‘chemistry’ for the upcoming examination but he felt tensed .He was unable to understand some topics. suddenly his friend, Pritam called him .Diptangshu told him the problem. Then Pritam solved the all problems. In the examination day ,Diptangshu had done his exam very well for his friend’s help.

2.3.2. CAST:

DIPTANGSHU TAPADAR & PRITAM CHAKRABORTY

2.3.3. TECHNICAL SPECIFICATIONS :

- **DEVICE NAME :** Mi 10i & REDMI 11X
- **CAMERA :** 108 MP & 48 MP
- **RESOLUTION :** 1280 × 720 PIXEL & 1080 PIXEL
- **EDITING APP** : KINEMASTER MOBILE APP
- **DURATION** : 1 min 05 sec
- **TAKEN ON** : 26 DECEMBER 2021

CONCLUSION :

We are very grateful to act on this project. By this project our selfconfidence grows up and it increases the bonding and understanding to each other . This project is intended to be a vehicle of support that our communities need the most .It grows up our brain to figure out new kinds of thoughts. Finally ,We say that this project helps us a lot of things.

RESUME :

STUDENT 1

NAME : DIPTANGSHU TAPADAR

DATE OF BIRTH : 15/12/2002

LANGUAGE PROFICIENCY : BENGALI, ENGLISH ,HINDI

FATHER'S NAME : ASIM KUMAR TAPADAR

MOTHER'S NAME : SUPRIYA TAPADAR

BLOOD GROUP : B+

ADDRESS : 287/3,BASUDEVPUR ROAD, SARAT PALLY,SHYAMNAGAR

MOBILE NO : 9339675959

E-MAIL : tapadardiptangshu@gmail.com

AGE : 19

STUDENT 2

NAME :PRITAM CHAKRABORTY

DATE OF BIRTH : 05/06/2003

LANGUAGE PROFICIENCY : BENGALI,ENGLISH, HINDI

FATHER'S NAME : PARITOSH CHAKRABORTY

MOTHER'S NAME : MANASI CHAKRABORTY

BLOOD GROUP : B+

ADDRESS : 64/5,NEHRU MARKET, EAST KAPTE PARA ROAD,SHYAMNAGAR

MOBILE NO : 6289339041

E-MAIL : pritamchakroborty038@gmail.com

AGE : 18

APPENDIX

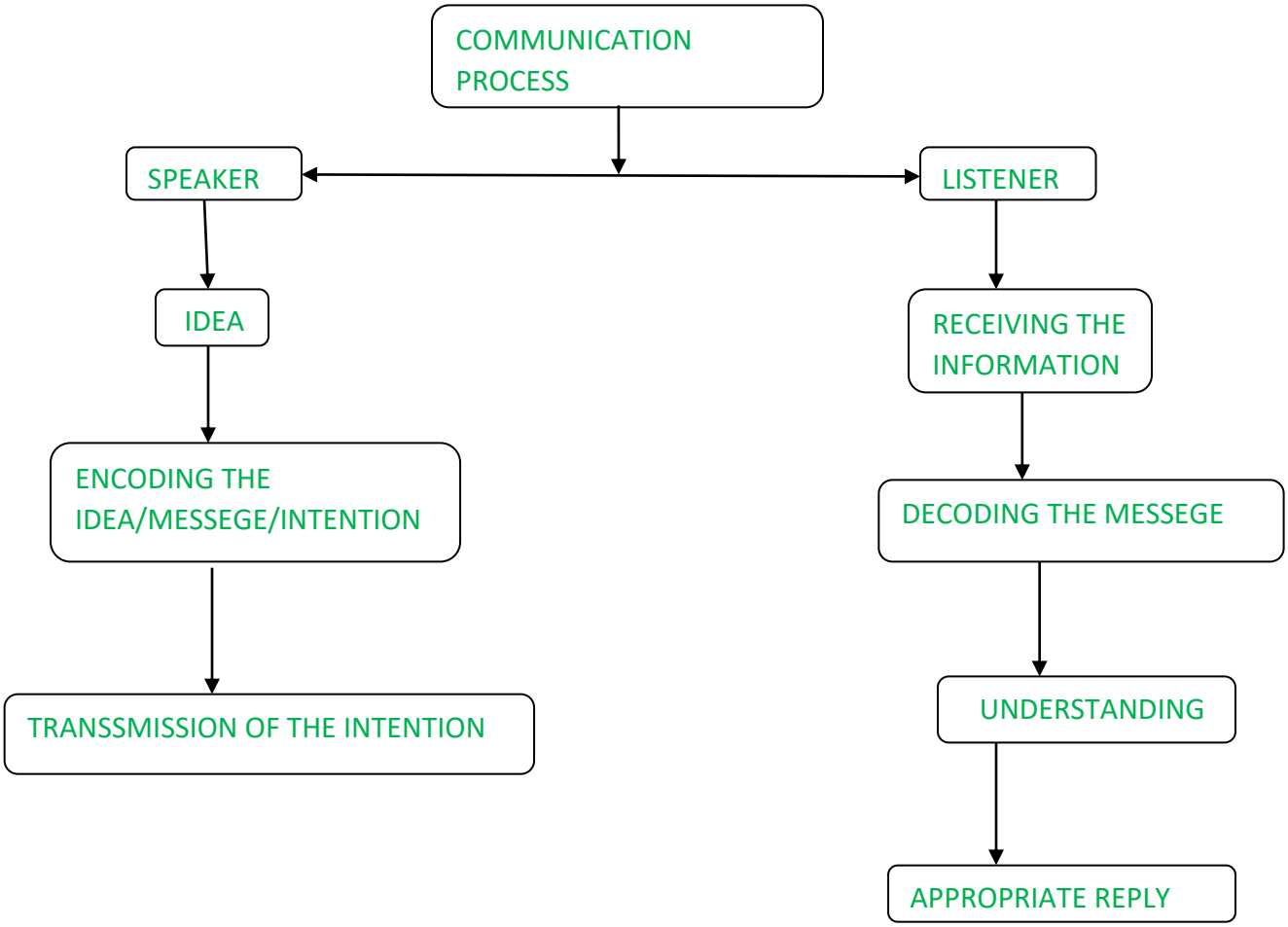
COMMUNICATION PROCESS
SPEAKER
LISTENER
IDEA
RECEIVING THE INFORMATION
ENCODING THE IDEA/MESSEGE/INTENTION
DECODING THE MESSEGE
TRANSSMISSION OF THE INTENTION
UNDERSTANDING
APPROPRIATE REPLY

Ramakrishna Mission Vivekananda Centenary College

Rahara, Kolkata 700118
College with Potential for Excellence (CPE)
Accredited by NAAC with Grade A

Department of English Language
Ramakrishna Mission Vivekananda Centenary College, Rahara

Project work in English classroom:

[Helping Hands]
A short film
To illustrate the features and skills of Speaking

By
[Suman Biswas]

1st Year 1st Semester
[Physics Department]

January 7th, 2022
[Date of Submission]

Declaration:

I declare that I, ……SUMAN BISWAS…… a student of 1st Year 1st Semester of ……PHYSICS……. Department, Ramakrishna Mission Vivekananda Centenary College, Rahara worked on my English project on my own and I used the resources which are mentioned in the bibliography.

Suman Biswas

……

[Signature]
[Suman Biswas]
1st Year 1st Semester
Physics Department
RKMVC College
Rahara

Acknowledgements

I would like to thank to Mr. Manas Moulic, Asst. Prof. in English, RKMVCC, Rahara, for his invaluable help, advice and patience.
I would like to thank my RMKVCC friend Debdut Saha for his help as my co-actor to do this Project work successfully

CONTENTS

	Page
Introduction	1
1.Theoretical part	1-2
1.1. About project work	1
1.1.1 Pedagogical references of project work	1
1.1.1.a What is Speaking as a Language Skill	1
1.1.2 Project work in a language classroom	1
1.1.3 The advantages of project work	1
1.1.4 Benefits to learners	1
1.1.5 The role of a teacher	2
1.2. Stages of a project	2
2. Practical part	2-3
2.1. Introduction to the project [Helping Hands]"	2
2.2. Motivation and registration	2
2.3. The Film "[Helping Hands]" 41	2
2.3.1. Story line	2
2.3.2. Cast	2
2.3.3. Technical Specifications	2
Conclusion	3
Resume	4
Bibliography	5

INTRODUCTION (1)

Speaking skills are defined as the skills which allow us to communicate effectively. They give us the ability to convey information verbally and in a way that the listener can understand. Speaking is an interactive process where information is shared, and if necessary, acted upon by the listener.
The project work is all about a short film which was given by our AECC professor Mr.Manas Moulic sir. The subject of the film deals with helping others,precisely in my project i had helped on of my friend in fixing the chain of his bicycle.

1.Theoretical part

1.1 About project work

This project is basically a short film the subject matter of which is that i had helped one of my friend who was facing difficulties in fixing his bicycle chain while i was going for a morning walk

1.1.1Pedagogical references of project work

1.1.1(a) What is speaking as a language skill

Speaking skills are defined as the skills which allow us to communicate effectively. They give us the ability to convey information verbally and in a way that the listener can understand. Speaking is an interactive process where information is shared, and if necessary, acted upon by the listener. So, it's important to develop both speaking and listening skills in order to communicate effectively.. Speaking skills are one of the most important skills we learn, as they allow us to communicate with others and express our thoughts and feelings. Speaking skills can be separated into formal and informal speaking skills, and we use both types of speaking skills in a variety of contexts throughout life.

1.1.2 Project work in a language classroom

Mr.Manas Moulic sir asked us to do this short film as a part of AECC project work

1.1.3 The Advantages of a project work

Project work boost up the self confidence of a person in doing team work and enhances critical thinking to overcome obstacle that may come during the making process of it.

In this case of short film project it will improve the writing and speaking skills and the ability to communicate with other efficiently

A person gets a chance to explore various field and gather knowledgeable stuff

1.1.4 Benefits to learner

Learners through this project can get an idea of how team work proceed with efficiency.They can also improve their communication skills both speaking and writing(script)skills by observing conversation between the characters in the short film.In addition to this the project also give a social message that to help others without any hesitation,so this project will (2) develop a social value in the mind of the learners.

1.1.5 The role of a teacher

Mr.Manas Moulic sir had help in making us understand the whole concept of the short film project work.Sir guided us the correct way to approach for the project and also the writing part of it.Sir also boosted our confidence level that helped us to do this project with ease.

1.2 Stages of the project

First of all myself and debdut(friend) had one virtual meeting in order to decide the content of the short film, after thorough discussion we came to a conclusion that the subject matter of our short film would be to help one friend in fixing bicycle chain who is facing problem to fix it. Then we wrote script and dialog of our project and one particular date to shoot the film. There after we chose a suitable place for this purpose. Then I edited the short film for making it presentable. And that's how the project got completed.

2. Practical part

2.1 Introduction to the project(HELPING HANDS)

The title of the project(short film) is Helping Hands. It is a part of our AECC project given by Mr. Manas Moulic sir. As mentioned above the title signifies that we need to help other in their difficulties selflessly. In my case i have helped my friend in fixing in bicycle chain while I was going for a morning walk.

2.2 Motivation and registration

So basically my motivation to choose this subject for my short film project had a real life reference.Few days back when I was riding on my bicycle early morning as part of daily exercise (cycling) I faced a similar problem of not being able to fix my bicycle chain which got slipped off from the rim. But fortunately one uncle was passing by noticed me and approached me to help to fix the chain which made me really grateful to that uncle.So I implemented this real life experience of mine in my project work.

2.3 The Film(HELPING HANDS)

The video(short film) had been send to telegram account of Manas Moulic sir.

2.3.1 Story line

The film starts with me(suman) having morning walk and suddenly notice one of my friend(debdut) was trying to fix his bicycle chain but failing to do it even after repeated try. So I approached towards him asking what had actually happened to the bicycle. On hearing that bicycle chain had slipped off from the rim. I assured him that I will fix it and he don't need to worry about it. After few try I am able to fix it for proper riding. Then he thanked me for my help.Then the film ends with my friend going away riding on his bicycle.

2.3.2 Cast

Suman Biswas(as one who is helping)
Debdut Saha(as one who got helped)

2.3.3 Technical Specifications

The short film was shot by a phone:Redmi note 9 pro max
Cameras:4(main camera 64mp)
Tripod was used for the shoot
Filmora:editing software

(3)

Conclusion

To conclude with this I would say that it was an amazing experience to do this project work.I have gain a lot experience in various field such as communication skills, writing script and dialog, organising the place of shooting and editing too. It's also boost up my confidence to do team work and communicate.

Resume

CONTACT

SUMAN BISWAS

biswassuman6900@gmail.com

9903571320

21,Durganagar Rabindrapally kolkata-700065
P/s-Nimta p/o-Rabindranagar

OBJECTIVE

Have a aim to do research work associated with physics

EDUCATION

1st semester
- **Ramakrishna Mission vivekananda centenary college, WB state university**
  Bsc Physics Honours

2021
- **St Stephen's school dum dum**
  12th board(ISC)
  89.5%

2019
- **St Stephen's school dum dum**
  10th board(ICSE)
  92.5%

SKILLS

- Basic knowledge in video editing

INTERESTS

- Sports
- Film

LANGUAGES

- English
- Hindi
- Bengali

PERSONAL DETAILS

- Date of Birth : 19/05/2002
- Nationality : Indian

Bibliography (5)

https://www.twinkl.co.in/teaching-wiki/speaking-skills#:~:text=Speaking%20skills%20are%20defined%20as,in%20primary%20and%20secondary%20school.

https://www.destinationimagination.org/blog/10-benefits-of-project-based-learning/#:~:text=Students%20also%20form%20relationships%20with,failure%20and%20possibly%20starting%20over.

https://in.indeed.com/career-advice/resumes-cover-letters/communication-skills

Ramakrishna Mission Vivekananda Centenary College
Rahara, Kolkata 700118
College with Potential for Excellence (CPE)
Accredited by NAAC with Grade A

Department of English Language
Ramakrishna Mission Vivekananda Centenary College, Rahara

Project work in English classroom:

PRICELESS SOULS

A short film
To illustrate the features and skills of Speaking

By
[RAKTIM PAUL]
1st Year 1st Semester
[Microbiology]

January th 2022

Declaration:

I declare that I, **RAKTIM PAUL** a student of 1st Year 1st Semester of **Microbiology** Department, Ramakrishna Mission Vivekananda Centenary College, Rahara worked on my English project on my own and I used the resources which are mentioned in the bibliography.

……

RAKTIM PAUL
1st Year 1st Semester
RKMVC College
Rahara

Acknowledgements

I would like to thank to Mr. Manas Moulic, Asst. Prof. in English, RKMVCC, Rahara, for his invaluable help, advice and patience.
I would also like to thank my family for the support.
I would also like to thank my friends Debdeep Chowdhury, Sayantan Chakraborty,Angshuman Majumdar and Anubrata Chowdhury who took part in the project,for their work and enthusiasm.

Contents

Introduction 5

1. Theoretical part

1.1. About project work 6
1.1.1 Pedagogical references of project work in the past 6
1.1.1.a What is Speaking as a Language Skill 6-9
1.1.1.b What are speaking skills 6-7
1.1.1.b Importance of speaking skills 7-8
1.1.2 Project work in a language classroom
1.1.3 The advantages of project work 8
1.1.4 Benefits to learners 9
1.1.5 The role of a teacher 9
1.2. Stages of a project 9

2. Practical part

2.1. Introduction to the project "[Helping Hand]" 10
2.2. Motivation and registration 10
2.3. The Film "PRICELESS SOULS"41 11
2.3.1. Story line
2.3.2. Cast
2.3.3. Technical Specifications

Conclusion 12

Resumé 13

Bibliography 14

Appendix 15

INTRODUCTION

Communication skills are the abilities you use when giving and receiving different kinds of information. Some examples include communicating new ideas, feelings or even an update on your project. Communication skills involve listening, speaking, observing and empathising. It is also helpful to understand the differences in how to communicate through face-to-face interactions, phone conversations and digital communications like email and social media.

The basic tool of communication is language; but communication can also be performed through pictures, gestures and artifacts. Over the ages, visual medium, be it stone age painting, photograph or todays motion picture, has always been the most effective instrument of communication. Cinema/Film is one of the strongest medium of communication.

In a group or team,allowing others to speak without interruption is seen as a necessary communication skill.Respectfully communicating also means using your time with someone else wisely-staying on the topic,asking clear questions and responding fully to any questions you have asked.

A great deal of communication happens through nonverbal cues such as body language,facial expressions and eye contact.
It is not necessary that communication has to be only between human to human.It can also be between humans and animals or between animals and animals(the ways of communication among animals might differ).

Our short film(Priceless souls) is a small initiative to showcase the pure bond that can develope between humans and animals, and to portray that animals are equally lovable as much as humans.

About project work

Pedagogical reference

What is Speaking as a Language Skill

WHAT ARE SPEAKING SKILLS?

People believe that effective speaking is a natural talent. Either you have it or you don't. But this is not true. You can learn different types of speaking skills and become good at it.You can't take speaking skills lightly, no matter how talented you are. If you speak with conviction and passion, it will help the audience relate to you, believe in you, and remember you.The question then is: what are speaking skills? They are techniques that enable a speaker to convey a message effectively.

Speaking skills don't just involve the use of the right words. Your body language also has a major role in conveying a message.

THERE ARE THREE MAIN ASPECTS OF EFFECTIVE SPEAKING:

- **VOCABULARY**

Language is an integral part of speaking skills. The words you use must suit the occasion and the audience. For example, the language you use when speaking to a friend is different from the one you use for a formal presentation.

Effective speakers customize their message to suit their audience. The audience is familiar with certain types of words. It's important to use such words to get them to respond. For example, using industry terms in a client meeting can evoke desired responses.

As a general rule, shorter and simpler sentences work well. They are easier to process and understand, and they create a sense of urgency. For example, in the Avengers series of movies, when Captain America says, "Avengers assemble!", and not "Avengers, gather around me", the message becomes memorable and impactful.

Similarly, the memorable line in Jawaharlal Nehru's Independence Day speech in August 1947, "At the stroke of the midnight hour", conveyed the gravity of the occasion, which a line like "At 12.00 am…" may not have.

- **VOICE**

Another aspect of speaking skills in communication that is often ignored is your voice. It includes pitch, tone, and strength. How you speak signals your emotional state.

A low voice and too many pauses could denote hesitation. Clarity and volume could denote confidence. A strong and confident tone portrays conviction. People believe what you say when you deliver it in a strong voice.

Public speaking requires practice. You might be quite comfortable talking to small groups or in informal settings. But that is not the same as addressing a large crowd, which is why practice and rehearsals matter.

You can slowly read your message aloud, making sure you pause at the appropriate places. This will help you polish your speaking style. Good orators have a tone and style which they own. It's his distinctive voice that makes Morgan Freeman a favorite Hollywood narrator.

- **NONVERBAL**

The final aspect of speaking skills is not about speaking at all. Non-verbal communication consists of body language. It includes facial expression, posture, eye contact, and hand gestures. Your body language must match your words for your address to be effective.
Your body language signals to the audience how invested you are into what you are speaking about. It shows the passion behind your words and helps draw the audience emotionally to your message and make them feel involved.

THE IMPORTANCE OF SPEAKING SKILLS

You might think that you're never going to lead an army or coach a cricket team. So why would you need to practice speaking skills? The fact is, such skills will come in handy not only at your workplace but also in your personal life. Here's how:

- **GETTING THEM TO SAY 'YES'**

One of the objectives of speaking effectively is the ability to persuade: when you need your manager to back your idea, when you want your team to work longer hours or when your spouse needs convincing to watch your favorite movie. These are all instances that require effective speaking.

The whole point of speaking skills is to be able to sway people's opinions. It's to get them to act in alignment with your goals.

- **DEVELOPING A CAREER EDGE**

Being an effective speaker separates you from the corporate herd and pitches you as a valuable resource for your company. It, of course, gives you an edge over your colleagues.

Effective communicators get special treatment because they are often asked to represent the company. They're the ones meeting the important clients, negotiating and closing deals, and building a reputation for the company.

For example, when you need to impress a new client, you send your best salesperson. You won't send in someone new or inexperienced. The best salesperson is almost always your best speaker.

When it's time for promotions and bonuses, speakers are rewarded first. Companies invest significantly in their training. They're the ones who get groomed for leadership posts.

- **HOLISTIC COMMUNICATIONS DEVELOPMENT**

Speaking skills hold a special place of value. Good speakers are also good writers for they would have written several drafts of each speech.

Good speakers are also those who can connect and empathize with people. This makes them approachable and authentic. Often, people gravitate towards them for support and advice.

They are also readers, as reading helps expand the vocabulary and develop the flair for using suitable words for different situations.

Thus, practicing speaking skills leads to the development of writing, listening, and reading skills too.

- **BECOMING AN EXPERT**

Effective speaking signals subject matter expertise because of the research that the making of a good speech would involve. That is why a good speaker is also regarded as a leader and influencer.

Popular intellectuals such as Barack Obama and Richard Dawkins are all good speakers. When they talk, we believe them. We trust them to know what they're talking about. To rise to a position of fame and influence, having effective speaking skills is a must.

Project work in a language classroom

The Advantages of project work

- The project work has enabled us to work in a coordinated way with my friends.
- It has improved our knowledge our teamwork and leadership skills.
- It has improved our communication skills
- It has taught us to do a work in a pre-planned, well-structured manner.
- It has given us an extra-curricular knowledge about film making and editing.
- It enhanced our moral values in life

- **Benefits to learners**
- It has improved our communication skills.
- It has enhanced our acting skills.
- Film editing and cinematography are the extracurricular knowledge that we have gained.
- We have learned about film as a mode of communication.
- Got a glimpse of how film making works at a much broader scale.

The Role of Teacher

Our teacher Mr. Manas Moulic, Asst. Prof. in English has helped us by briefing the main theme of the project and guided us about the ways in which we can proceed while making this project. A common topic was given to all 'Helping Hand' based on which the project was done. He has also helped us with our ideas by giving examples of previous year projects. The application for editing, the time limit of the film and the ways to do the paperwork was all briefed by him.He also sorted our doubts efficiently.

He also enhanced our communication skills through theory classes which has helped broadly in the film.

Stages of a project

The basic storyline of the shortfilm was the idea of Raktim Paul,however the script was modified during the shoot.Firstly,a rough script was made along with the dialogues and it was decided that who would play which part,and who would hold the camera.We had to keep in mind about the time limit which was 2 mins.Then we decided the shooting location.The shoot had to be delayed due to certain reasons including weather,time management,etc.Finally, after all of this, we were able to shoot the film which also included 4-5 retakes.
The shortfilm was shot with a mobile camera and was edited to nullify the background noises,enhance it's quality and make it presentable.We also added music to make the film soothing.

INTRODUCTION TO PROJECT
HELPING HAND

In this world,there are different kinds of people.Some are rich while majority of them can't even afford their basic needs.These people don't actually live but spend their lives.It's not just humans but even animals are being exploited just to fulfill our ambitions.Just because animals cannot speak doesn't mean they don't have feelings or they are not hurt.ALL of them,be it humans or animals need help.Now angels won't come to help them.It's us who have to step ahead for this cause.
Our project "Helping Hand" is a small initiative to highlight this issue and make people aware of their true self,and how even small acts of kindness can bring a big change to the society.
Our shortfilm shades light over the pure and selfless bond between humans and animals.Those souls also have the right to love and be loved.One needs to be emotionally attached to understand those speechless souls.Our film portrays that resources or money is not required to help somebody,it's the warm intensions that matter.Also,it spreads the message that animals should be equally respected and loved.

MOTIVATION AND REGISTRATION

Our motivation of making this wonderful film was provided by our teacher(Mr. Manas Moulic) who assigned us this project to test our speaking and listening skills.I believe,he also wished us to learn team work and enhance our communication skills which would help us in our future.During the shoot we also enjoyed socialising with our family and friends,and had a great time.We learned more about script writing,film shooting,film editing,etc.
Honestly,the film helped me work on my ethics and be a good person.
All thanks to our teacher.

PRICELESS SOULS

STORYLINE

THE FILM OPENS WITH A PLOT WHERE THREE FRIENDS ANGSHUMAN,SAYANTAN AND DEBDEEP ARE SITTING IN A ROOM AND STUDYING WHEN SUDDENLY RAKTIM(ANOTHER FRIEND) ARRIVES WITH A NEWS.LOOKING AT HIS EXPRESSIONS IT WAS CLEAR THAT IT WAS NOT A GOOD ONE. AS,SAYANTAN INQUISITIVELY ASKED WHAT THE NEWS WAS,RAKTIM ANSWERED WITH A SAD TONE ABOUT THE DEATH OF A DOG.
SHE WAS ACTUALLY A STREET DOG WHOM ALL OF THOSE FRIENDS ADORED.
RAKTIM TOLD THEM THAT THE DOG WAS SICK FOR QUITE A FEW MONTHS AND MAYBE THAT WAS THE REASON OF HER DEATH.ALSO,THAT SHE HAD BABIES . EVRYONE BECAME SAD WITH THE NEWS.
BREAKING THE SILENCE,DEBDEEP MOTIVATED EVERYONE THAT THEY ALL SHOULD TRY AND TAKE CARE OF THE PUPPIES.EVERYONE BECAME A BIT HAPPY WITH THIS THOUGHT AND WENT TO LOOK FOR THEM.
THE FILM ENDS ON A HAPPY NOTE WITH THE FRIENDS FEEDING THE PUPPIES AND HAVING A GREAT TIME WITH THEM.

CAST

- **RAKTIM PAUL in as first friend.**
- **DEBDEEP CHOWDHURY in as second friend.**
- **SAYANTAN CHAKRABORTY in as third friend.**
- **ANGSHUMAN MAJUDER in as fourth friend.**

TECHNICAL SPECIFICATIONS

THE FILM WAS SHOT ON A MOBILE (REDMI NOTE 9 PRO) CAMERA HAVING A QUAD CAM (48+8+5+2) SETUP.

THE FILM WAS EDITED USING KINEMASTER APPLICATION IN A MOBILE DEVICE.

CONCLUSION

THIS PROJECT WAS A GREAT SOURCE OF ENTERTAINMENT AND INSPIRATION TO OUR LIVES.IT WAS MADE POSSIBLE DUE TO THE TEAMWORK OF THE CAST AND CREW.I WOULD ALSO LIKE TO THANK OUR TEACHER, PROFESSOR MANAS MOULIC, WITHOUT WHOM THIS PROJECT WOULDN'T HAVE BEEN POSSIBLE.IT HAS IMPROVED OUR COMMUNICATION SKILLS GREATLY AND ALSO PROVIDED US WITH A BREATHE OF FRESH AIR OUTSIDE STUDIES.IT HELP US EXPLORE OUR ACTING AND FILM EDITING CAPABILITIES.THE FILM HELPED US IN FINDING OUR TRUE SELFS AND MAKE PEOPLE AWARE OF THE SMALL GOOD DEEDS THEY CAN DO TO BRING A BIG CHANGE TO THE SOCIETY.

I WOULD LIKE TO CONCLUDE BY SAYING THAT IT WAS A PLEASURE TO WORK IN SUCH A WONDERFUL PROJECT.

RESUMÉ

NAME : **RAKTIM PAUL**

MOTHER'S NAME : **SRABANI PAUL**

FATHER'S NAME : **RATAN PAUL**

COLLEGE ROLL NUMBER : **611**

DEPARTMENT : **MICROBIOLOGY**

EDUCATION

SCHOOL : **TECHNO INDIA GROUP PUBLIC SCHOOL,GARIA**

CURRENTLY STUDING : **RAMAKRISHNA MISSION VIVEKANANDA CENTENARY COLLEGE,RAHARA**

OTHER ACTIVITIES

- **SINGING**
- **PERFORMED UNCONVENTIONAL MUSIC IN NAJRUL TIRTHA MANCHA**

BIBLIOGRAPHY

- https://www.cgcc.edu
- https://harappa.education/harappa-diaries/speaking-skills-and-its-importance/.
- www.languageskills.wikipedia.in
- https://www.ilovelanguages.com/is-speaking -a-language-skill/.

APPENDIX

- **LOCATION OF SHOOTING : GARIA**
- **CAMERAMAN: ANUBRATA CHOWDHURY (SCHOOL STUDENT)**

- **NO ANIMALS WERE HARMED DURING THE SHOOT**

Ramakrishna Mission Vivekananda Centenary College

Rahara, Kolkata 700118
College with Potential for Excellence (CPE)
Accredited by NAAC with Grade A

Department of English Language
Ramakrishna Mission Vivekananda Centenary College, Rahara

Project work in English classroom:

A HELPING HAND

A short film
To illustrate the features and skills of Speaking

By
[DIP MUKHERJEE]and (ARITRA DEY)
STUDENT
1st Year 1st Semester
[BSc.PHYSICS]
ROLL NO- 121 AND 137

January …5th… 2022
[Date of Submission]

Declaration:

I declare that I, ……DIP MUKHERJEE… a student of 1st Year 1st Semester of …PHYSICS…. Department, Ramakrishna Mission Vivekananda Centenary College, Rahara worked on my English project on my own and I used the resources which are mentioned in the bibliography.

……DIP MUKHERJEE……
[Signature]
[Name]
1st Year 1st Semester

I declare that I, ……ARITRA DEY…… a student of 1st Year 1st Semester of …PHYSICS. Department, Ramakrishna Mission Vivekananda Centenary College, Rahara worked on my English project on my own and I used the resources which are mentioned in the bibliography.

……ARITRA DEY……
[Signature]
[Name]
1st Year 1st Semester
RKMVC College
Rahara

ACKNOWLWDGEMENT

I would like to thank to Mr. Manas Moulic, Asst. Prof. in English, RKMVCC, Rahara, for his invaluable help, advice and patience.
I would also like to thank my family for the support.
I would like to thank to my pupils who took part in the project, for their work and enthusiasm.

Contents

Introduction (PAGE-5)

1. Theoretical part

1.1. About project work (PAGE-5)
1.1.1 Pedagogical references of project work in the past (PAGE-5)
1.1.1.a What is Speaking as a Language Skill (PAGE-5)
1.1.1.b The importance of speaking skill
1.1.1.c. Types of speaking skill
1.1.2 Project work in a language classroom (page-6)
1.1.3 The advantages of project work (page-6)
1.1.4 Benefits to learners (page-6)
1.1.5 The role of a teacher (page-6)
1.2. Stages of a project (page-7)

2. Practical part

2.1. Introduction to the project "[Your Title]" (page-7)
2.2. Motivation and registration (page-8)
2.3. The Film "[Film Title]" (page -8)
2.3.1. Story line (page-8)
2.3.2. Cast (page-8)
2.3.3. Technical Specifications (page-9)
2.3.4. THE WHOLE PRODUCTION (page-9)

Conclusion (page – 9)

Bibliography (page – 9)

INTRODUCTON___

Project work can become the most applicable teaching method that can enhance language learning when it is combined with constructivist concepts such as inquiry based learning. The use of the project work in that sense can serve as means to promote communicative language learning.

1.THEORITICAL PART

1.1.. ABOUT PROJECT WORK

Projects makes it possible for students to use language in a meaningful way by recycling vocabulary and grammars forms. While students are engaged in authentic tasks in projects, they have repeated opportunity to interact and negotiate meaning; improve reading, writing and speaking. Project work in that sense prepare students to use those skills for lifelong learning. Project works can also have social benefits for student in that while students worked with classmate to collects information; they improve their cooperative skills and speaking skills also social skills.

1.1.1. PEDAGOGICAL REFERENCESOF PROJECTWORK IN THE PAST

1.1.1.a. What is speaking as a language skill

Speaking is the delivery of language through the mouth. To speak, we create sounds using many parts of the body including the lungs, vocal tract, vocal chords, tongue, teeth, and lips. It allows us to communicate easily and effectively. These skills gives us the ability to convey information verbally and in a way that the listener can understand.

1.1.1.b. IMPORTANCE OF SPEAKING SKILL:

Speaking skills holds a special place for value. Good speakers are also good writers for they would have written several drafts of each speech. Good speakers are also those who can connect and empathize with people.

1.1.1.c. TYPES OF SPEAKING SKILLS

- **FLUENCY**
- **VOCABULARY**

- **GRAMMAR**
- **PRONUNCIATION**

1.1.2. PROJECT WORK ON LANGUAGE CLASSROOM

Project work captures better than any other activity the two principal elements of a communicative approach . These are a concern for motivation, that is , how the learners relate to the task ; and a concern for relevance, that is how the learners relate to their language.

1.1.3. ADVANTAGES OF PROJECT WORK

- **PROJECT WORK MOTIVATES STUDENT**
- **PROJECT WORKS MAKES STUDENT RESPONSIBLE FOR THEIR OWN LEARNING.**
- **PROJECT WORKS HELPS BRIDGE THE GAP BETWEEN WHAT IS TAUGHT IN CLASSROOM AND THE PRACTICAL LIFE**
- **STUDENTS BUILD ON THEIRRESEARCH SKILLS AND DEEPEN THEIR LEARNING OF APPLIED CONTENT BEYOND FACT AND MEMORIZATION.**
- **STUDENTS FIND THEIR VOICE AND LEARN TO TAKE PRIDE IN THEIR WORK**
- **STUDENTS LEARN HOW TO MANAGE PROJECTS AND ASSIGNMENTS MORE EFFICIENTLY**
- **STUDENTS GET TO EXPLORE THEIR CURIOSITY,ASK THEIR QUESTIONS.**

1.1.4. BENEFITS OF LEARNER

1. **STUDENTS ARE AT THE CENTER OF THE LEARNING PROCESS.**
2. **STUDENTS GAIN VALUABLE TEAMWORK SKILLS THAT ARE THAT ARE HIGHLY PRIZED IN BUISNESS AND INDUSTRY**
3. **STUDENTS LEARN MORE THROUGH INTERACTION WITH ONE ANOTHER .**

1.1.5. THE ROLE OF TEACHER

THROUGHOUT A PROJECT TEACHERS ALIGN TO STANDARDS BY CONNECTING ACTIVITIES AND ASSESESSMENT TO LEARNING TARGETS. PROJECT BASED TEACHERS MAKE SURE

THAT STUDENTS UNDERSTAND WHAT THE LEARNING GOALS ARE AND WHY THEY MATTER….IT TAKES TIME TO ENGAGE STUDENTS IN CREATING SHARED NORMS AND SETTING PERSONAL GOALS.

1.2. STAGES OF A PROJECT

1. **CONCEPTION AND INITIATION**
2. **DEFINITION AND PLANING**
3. **LAUNCH OR EXECUTION**

4. **PERFORMANCE AND CONTROL**
5. **PROJECT CLOSE**

PRACTICAL PART

2.1. INTRODUCTION TO THE PROJECT

THE PROJECT WAS BASED ON THE CONCEPTS OF "A HELPING HAND".NOW, IN THE CURRENT POSITION OF SOCIETY, THE HELPING PEOPLE ARE NOT SHOWN AT ALL THERE WAS NO PEOPLE WHO HELPS POOR WITHOUT ANY SELFISHNESS. SO WE WANT TO BRING THE PEOPLE BACK ON THE HELPING FIELD. SO WE HAD A VERY SMALL EFFORT TO SHOW HELPING HAND.

2.2. MOTIVATION AND REGISTRATION

IN THIS PROJECT OUR ABILITY ENHANCEMENT COMPULSURY COURSES (AECC) COMMUNICATIVE ENGLISH TEACHER MANAS MOULICK SIR HELPS US AND TOTALLY MOTIVATED BY A SPEECH OF HELPING HAND. THIS SPPECH TOTALLY ENCOURAGE US TO DO THE JOB OF FILMING A SHORT FILM TO EFFORT SOCIETY PEOPLE.

2.3. THE FILM

"A HELPING HAND"

THE FILM IS ABOUT HELPING A STUDENT BY BRING BOOK.IT IS DIRECTED BY PRATYAN PAUL. THIS FILM IS SHOTED IN THE CLASSROOM OF OUR COLLEGE.

2.3.1. STORYLINE

IN THIS FILM A POOR STUDENT (ARITRA) WAS SITTING IN THE BENCH AND HE IS TOTALLY WORRIED ABOUT BUY A BOOK BECAUSE HE HAS NOT ENOUGH MONEY . SO A GUY (DIP) SAW HIM AND CAME TO HIS BENCH AND SAID "WHY HE WAS LOOKING SO SAD" AND HE TELL ALL THE REASON THAT HE HAD A VERY POOR BACKGROUND AND HIS FATHER WAS A FARMER. HAVING NOTICED THE CAUSE THIS GUY AGREED TO GIVE A BOOK.

NEXT DAY ON COLLEGE, THE GUY GIVE THE BOOK WHAT HE WANTED AND THE POOR GUY THANKED THE GUY FOR THE SUPPORT.

2.3.2. CAST

THE POOR GUY – ARITRA DEY (dept. of PHYSICS, STUDENT,ROLL-137)

THE HELPING GUY- DIP MUKHERJEE (dept. of PHYSICS, STUDENT,ROLL-121)

2.3.3.THE TECHNICAL SPECIFICATION

THE WHOLE MOVIE IS SHOT IN REDMI NOTE 9 PRO. THE FILM IS EDITED IN KINEMASTER.

2.3.4. WHOLE PRODUCTION:

Directed by	PRATYAN PAUL
Written by	DIP MUKHERJEE
Produced by	ARITRA DEY DIP MUKHERJEE
Starring	ARITRA DEY DIP MUKHERJEE
Cinematography	PRATYAN PAUL
Edited by	ARITRA DEY

CONCLUSION:

THEREFORE BY USING THE SIMPLE ARRANGEMENT OF FILM ,WE CAN DO AMORAL SUPPORT TO HELP THE PEOPLE AND ALWAYS STAND BEHIND THE POOR PEOPLE ,THEN ONE DAY THE WHOLE WORLD BECOME MORE HAPPY THAN NOW.

BIBLIOGRAPHY:

I AM DIP MUKHERJEE, STUDENT OF RKMVC COLLEGE HERE BY DECLARE THAT I SUCCESFULLY COMPLETED THE PROJECT BY THE HELP OF BOOKS AND WEBSITES i.e

1. www.google.com
2. en.wikipedia.org
3. www.masterclass.com
4. https://ugc.ac

THE END OF PROJET

Ramakrishna Mission Vivekananda Centenary College

Rahara, Kolkata 700118

College with Potential for Excellence (CPE)

Accredited by NAAC with Grade A

Department of English Language

Ramakrishna Mission Vivekananda Centenary College, Rahara

Project work in English classroom:

"HELPING HAND"

A short film

To illustrate the features and skills of Speaking

By

Biswajit Ghosh

Learner

1st Year 1st Semester

Chemistry department

January 7, 2022

[Date of Submission]

Declaration:

I declare that I, Biswajit Ghosh a student of 1st Year 1st Semester of Chemistry Department, Ramakrishna Mission Vivekananda Centenary College, Rahara worked on my English project on my own and I used the resources which are mentioned in the bibliography.

Biswajit Ghosh.

.....

Biswajit Ghosh
Roll No - 233
1st Year 1st Semester
RKMVC College
Rahara

Acknowledgements

I would like to thank to Mr. Manas Moulic, Asst. Prof. in English, RKMVCC, Rahara, for his invaluable help, advice and patience. I would also like to thank my family for the support. I would like to thank to my pupils who took part in the project, for their work and enthusiasm.

Contents

Introduction 5

1. Theoretical part

1.1. About project work 5
1.1.1 Pedagogical references of project work 5
1.1.1.a What is Speaking as a Language Skill 5-6
1.1.2 Project work in a language classroom 7
1.1.3 The advantages of project work 7
1.1.4 Benefits to Learner 7
1.1.5 The role of a teacher 8
1.2. Stages of a project 8

2. Practical part

2.1. Introduction to the project "HELPING HAND" 8
2.2. Motivation and registration 9
2.3. The Film "HELPING HAND" 9
2.3.1. Story line 9
2.3.2. Cast 9
2.3.3. Technical Specifications 10

Conclusion 10

Resumé 10

Bibliography 11

Appendix 11

Introduction

Speaking skills are defined as the skills which allow us to communicate effectively. They give us the ability to convey information verbally and in a way that the listener can understand. Speaking is an interactive process where information is shared, and if necessary, acted upon by the listener. Our English class room gives us a topic based on speaking skills. The topic is 'HELPING HAND' . After getting the topic I planned properly how to make a film based on 'HELPING AND'. At last I have shot the film with the help of my friends.

1. THEORETICAL PART

1.1. About project work

Our English classroom gives us the project "HELPING HAND" to develop our listening, speaking and learning skills. After getting the project, we started to plan how to create our film. After some planning, we set our idea and made a film on "HELPING HAND" This film helped me to communicate others.

1.1.1 pedagogical references of project work

1.1.1.a What is Speaking as a Language Skill

Speaking is the delivery of language through the mouth. To speak, we create sounds using many parts of our body, including the lungs, vocal tract, vocal chords, tongue, teeth and lips.

Speaking is the second of the four language skills, which are:

1. Listening
2. Speaking
3. Reading
4. Writing

In our own language, speaking is usually the second language skill that we learn.
This vocalized form of language usually requires at least one listener. When two or more people speak or talk to each other, the conversation is called a "dialogue". Speech can flow naturally from one person to another in the form of dialogue. It can also be planned and rehearsed, as in the delivery of a speech or presentation. Of course, some people talk to themselves! In fact, some English learners practise speaking standing alone in front of a mirror.

Speaking can be formal or informal:

Informal speaking is typically used with family and friends, or people you know well.
Formal speaking occurs in business or academic situations, or when meeting people for the first time.
Speaking is probably the language skill that most language learners wish to perfect as soon as possible. It used to be the only language skill that was difficult to practise online. This is no longer the case. English learners can practise speaking online using voice or video chat and services like Skype. They can also record and upload their voice for other people to listen to.

1.1.2 Project work in a language classroom

Our English class room gives us a topic based on speaking skills. Our respected sir gives us all information about this project work. These information helps me a lots. After gathering all knowledge I started the shooting.

1.1.3 The advantages of project work

The fim 'HELPING HAND' gives me lot of experience. I knew how to do good for society through this project work.It also promotes such important skills as group work, autonomous learning, self-assessment skills, time planning, project work or oral and written expression skills. It improves student motivation, which translates into better academic performance and greater persistence in the study.

1.1.4 Benefits to learners

The Film 'HELPING HANG' helps us to improve our speaking and listening skills. It develops coordination between us. Project-based learning not only provides opportunities for students to collaborate or drive their own learning, but it also teaches us skills such as problem solving, and helps to develop additional skills integral to their future, such as critical thinking and time management.

1.1.5 The role of a teacher

Mr. Manas Moulic sir makes sure that students understand what the learning goals are. He always encourage us to do well and I am fully motivated by him . His precious lecture helps me to improve my project management skills. His valuable speech also helps me to complete my project work.

1.2. Stages of a project

The stages of a project are -

1. conception and initiation
2. Planning
3. Execution
4. Performance/monitoring
5. Project close

2. Practical part

2.1. Introduction to the project "HELPING HAND"

Our respected Mr.Manas Moulic sir gave us a topic based on speaking skills. The topic is 'HELPING HAND' where I can perform . In this film I help my friend by completing his assignment. This film shows our coordination between us.

2.2. Motivation and registration

After knowing everything about project, I wrote a motivational story. In this story I hepled my friend to servive from his problems. Through this story many of our younger of our country know how to help others. So I register this film as a '**HELPING HAND**'

2.3. The Film '**HELPING HAND**'

2.3.1. Story line

The Film is started with A boy who was doing his assignment of college. He was serious to complete the assignment because next day was the last day of submission. At that time I entered in the room and asked him to go to play cricket but he refused to go. I reminded him that there was a match that day. Then he told me that he didn't complete his assignment. After hearing everything I told him that I would help him to complete his assignment . After a time period, he solved his problems by both of our teamwork. Thus his assignment being completed we go to play our match.

2.3.2. Cast

Biswajit Ghosh and Rounak Mondal (my friend)

2.3.3. Technical Specifications

Device: poco X3
Duration: 1:24
Resulation: 1280x720 px

Conclusion

This project helps me a lot and grows our mindset. The project 'HELPING HAND' teaches us how to help our community and spread happiness. I improve my speaking skills through this project work. Helping others is not only good for them but also a good thing to do, that makes us happier and healthier too. Giving also connects us to others, creating stronger communities and helping to build a happier society for everyone.

Resumé

Name:	Biswajit Ghosh
Father's name:	Sujit Ghosh
Mother's name:	Bani Ghosh
Address:	Panchabati para, katwa
Town:	Katwa
District:	Purba Bardhaman
Date of birth:	29/11/2002
Mother tongue:	Bengali
Contact number:	7029223377
E-mail ID:	bg375720@gmail.com

Bibliography

https://www.englishclub.com/speaking/what-is-speaking.html

Appendix

The Phonemic Chart

VOWELS

i: green	ɪ pink	ʊ wood	u: blue	ɪə clear	eɪ grey	
ɛ red	ə silver	ɜ: purple	ɔ: fawn	ʊə pure white	ɔɪ turquoise	oʊ yellow
æ black	ʌ rust	ɑ: khaki	ɒ orange	ɛə fair	ɑɪ sky blue	ɑʊ brown

DIPHTHONGS

CONSONANTS

p Poland	b Burma	t Thailand	d Denmark	tʃ China	dʒ Germany	k Korea	g Greenland
f France	v Vietnam	θ South Africa	ð The Philipines	s Singapore	z Zambia	ʃ Russia	ʒ Malaysia
m Mexico	n Norway	ŋ Hong Kong	h Hungary	l Laos	r Romania	w Wales	j Yugoslavia

Cathy Votano © NSW TAFE Commission 1993

http://www.emmaclarke.com

Ramakrishna Mission Vivekananda Centenary College

Rahara, Kolkata 700118
College with Potential for Excellence (CPE)
Accredited by NAAC with Grade A

Department of English Language
Ramakrishna Mission Vivekananda Centenary College, Rahara

Project work in English classroom:

A HELPING HAND

A short film
To illustrate the features and skills of Speaking

By
[DIP MUKHERJEE]and (ARITRA DEY)
STUDENT
1st Year 1st Semester
[BSc.PHYSICS]
ROLL NO- 121 AND 137

January …5th… 2022
[Date of Submission]

Declaration:

I declare that I, ……DIP MUKHERJEE… a student of 1st Year 1st Semester of …PHYSICS…. Department, Ramakrishna Mission Vivekananda Centenary College, Rahara worked on my English project on my own and I used the resources which are mentioned in the bibliography.

……DIP MUKHERJEE……
[Signature]
[Name]
1st Year 1st Semester

I declare that I, ……ARITRA DEY…… a student of 1st Year 1st Semester of …PHYSICS. Department, Ramakrishna Mission Vivekananda Centenary College, Rahara worked on my English project on my own and I used the resources which are mentioned in the bibliography.

……ARITRA DEY……
[Signature]
[Name]
1st Year 1st Semester
RKMVC College
Rahara

ACKNOWLWDGEMENT

I would like to thank to Mr. Manas Moulic, Asst. Prof. in English, RKMVCC, Rahara, for his invaluable help, advice and patience.
I would also like to thank my family for the support.
I would like to thank to my pupils who took part in the project, for their work and enthusiasm.

Contents

Introduction (PAGE-5)

1. Theoretical part

1.1. About project work (PAGE-5)
1.1.1 Pedagogical references of project work in the past (PAGE-5)
1.1.1.a What is Speaking as a Language Skill (PAGE-5)
1.1.1.b The importance of speaking skill
1.1.1.c. Types of speaking skill
1.1.2 Project work in a language classroom (page-6)
1.1.3 The advantages of project work (page-6)
1.1.4 Benefits to learners (page-6)
1.1.5 The role of a teacher (page-6)
1.2. Stages of a project (page-7)

2. Practical part

2.1. Introduction to the project "[Your Title]" (page-7)
2.2. Motivation and registration (page-8)
2.3. The Film "[Film Title]" (page -8)
2.3.1. Story line (page-8)
2.3.2. Cast (page-8)
2.3.3. Technical Specifications (page-9)
2.3.4. THE WHOLE PRODUCTION (page-9)

Conclusion (page – 9)

Bibliography (page – 9)

INTRODUCTON___

Project work can become the most applicable teaching method that can enhance language learning when it is combined with constructivist concepts such as inquiry based learning. The use of the project work in that sense can serve as means to promote communicative language learning.

1.THEORITICAL PART

1.1.. ABOUT PROJECT WORK

Projects makes it possible for students to use language in a meaningful way by recycling vocabulary and grammars forms. While students are engaged in authentic tasks in projects, they have repeated opportunity to interact and negotiate meaning; improve reading, writing and speaking. Project work in that sense prepare students to use those skills for lifelong learning. Project works can also have social benefits for student in that while students worked with classmate to collects information; they improve their cooperative skills and speaking skills also social skills.

1.1.1. PEDAGOGICAL REFERENCESOF PROJECTWORK IN THE PAST

1.1.1.a. What is speaking as a language skill

Speaking is the delivery of language through the mouth. To speak, we create sounds using many parts of the body including the lungs, vocal tract, vocal chords, tongue, teeth, and lips. It allows us to communicate easily and effectively. These skills gives us the ability to convey information verbally and in a way that the listener can understand.

1.1.1.b. IMPORTANCE OF SPEAKING SKILL:

Speaking skills holds a special place for value. Good speakers are also good writers for they would have written several drafts of each speech. Good speakers are also those who can connect and empathize with people.

1.1.1.c. TYPES OF SPEAKING SKILLS

- **FLUENCY**
- **VOCABULARY**

- **GRAMMAR**
- **PRONUNCIATION**

1.1.2. PROJECT WORK ON LANGUAGE CLASSROOM

Project work captures better than any other activity the two principal elements of a communicative approach . These are a concern for motivation, that is , how the learners relate to the task ; and a concern for relevance, that is how the learners relate to their language.

1.1.3. ADVANTAGES OF PROJECT WORK

- **PROJECT WORK MOTIVATES STUDENT**
- **PROJECT WORKS MAKES STUDENT RESPONSIBLE FOR THEIR OWN LEARNING.**
- **PROJECT WORKS HELPS BRIDGE THE GAP BETWEEN WHAT IS TAUGHT IN CLASSROOM AND THE PRACTICAL LIFE**
- **STUDENTS BUILD ON THEIRRESEARCH SKILLS AND DEEPEN THEIR LEARNING OF APPLIED CONTENT BEYOND FACT AND MEMORIZATION.**
- **STUDENTS FIND THEIR VOICE AND LEARN TO TAKE PRIDE IN THEIR WORK**
- **STUDENTS LEARN HOW TO MANAGE PROJECTS AND ASSIGNMENTS MORE EFFICIENTLY**
- **STUDENTS GET TO EXPLORE THEIR CURIOSITY,ASK THEIR QUESTIONS.**

1.1.4. BENEFITS OF LEARNER

1. **STUDENTS ARE AT THE CENTER OF THE LEARNING PROCESS.**
2. **STUDENTS GAIN VALUABLE TEAMWORK SKILLS THAT ARE THAT ARE HIGHLY PRIZED IN BUISNESS AND INDUSTRY**
3. **STUDENTS LEARN MORE THROUGH INTERACTION WITH ONE ANOTHER .**

1.1.5. THE ROLE OF TEACHER

THROUGHOUT A PROJECT TEACHERS ALIGN TO STANDARDS BY CONNECTING ACTIVITIES AND ASSESESSMENT TO LEARNING TARGETS. PROJECT BASED TEACHERS MAKE SURE

THAT STUDENTS UNDERSTAND WHAT THE LEARNING GOALS ARE AND WHY THEY MATTER….IT TAKES TIME TO ENGAGE STUDENTS IN CREATING SHARED NORMS AND SETTING PERSONAL GOALS.

1.2. STAGES OF A PROJECT

1. **CONCEPTION AND INITIATION**
2. **DEFINITION AND PLANING**
3. **LAUNCH OR EXECUTION**

4. **PERFORMANCE AND CONTROL**
5. **PROJECT CLOSE**

PRACTICAL PART

2.1. INTRODUCTION TO THE PROJECT

THE PROJECT WAS BASED ON THE CONCEPTS OF "A HELPING HAND".NOW, IN THE CURRENT POSITION OF SOCIETY, THE HELPING PEOPLE ARE NOT SHOWN AT ALL THERE WAS NO PEOPLE WHO HELPS POOR WITHOUT ANY SELFISHNESS. SO WE WANT TO BRING THE PEOPLE BACK ON THE HELPING FIELD. SO WE HAD A VERY SMALL EFFORT TO SHOW HELPING HAND.

2.2. MOTIVATION AND REGISTRATION

IN THIS PROJECT OUR ABILITY ENHANCEMENT COMPULSURY COURSES (AECC) COMMUNICATIVE ENGLISH TEACHER MANAS MOULICK SIR HELPS US AND TOTALLY MOTIVATED BY A SPEECH OF HELPING HAND. THIS SPPECH TOTALLY ENCOURAGE US TO DO THE JOB OF FILMING A SHORT FILM TO EFFORT SOCIETY PEOPLE.

2.3. THE FILM

"A HELPING HAND"

THE FILM IS ABOUT HELPING A STUDENT BY BRING BOOK.IT IS DIRECTED BY PRATYAN PAUL. THIS FILM IS SHOTED IN THE CLASSROOM OF OUR COLLEGE.

2.3.1. STORYLINE

IN THIS FILM A POOR STUDENT (ARITRA) WAS SITTING IN THE BENCH AND HE IS TOTALLY WORRIED ABOUT BUY A BOOK BECAUSE HE HAS NOT ENOUGH MONEY . SO A GUY (DIP) SAW HIM AND CAME TO HIS BENCH AND SAID "WHY HE WAS LOOKING SO SAD" AND HE TELL ALL THE REASON THAT HE HAD A VERY POOR BACKGROUND AND HIS FATHER WAS A FARMER. HAVING NOTICED THE CAUSE THIS GUY AGREED TO GIVE A BOOK.

NEXT DAY ON COLLEGE, THE GUY GIVE THE BOOK WHAT HE WANTED AND THE POOR GUY THANKED THE GUY FOR THE SUPPORT.

2.3.2. CAST

THE POOR GUY – ARITRA DEY (dept. of PHYSICS, STUDENT,ROLL-137)

THE HELPING GUY- DIP MUKHERJEE (dept. of PHYSICS, STUDENT,ROLL-121)

2.3.3.THE TECHNICAL SPECIFICATION

THE WHOLE MOVIE IS SHOT IN REDMI NOTE 9 PRO. THE FILM IS EDITED IN KINEMASTER.

2.3.4. WHOLE PRODUCTION:

Directed by	PRATYAN PAUL
Written by	DIP MUKHERJEE
Produced by	ARITRA DEY DIP MUKHERJEE
Starring	ARITRA DEY DIP MUKHERJEE
Cinematography	PRATYAN PAUL
Edited by	ARITRA DEY

CONCLUSION:

THEREFORE BY USING THE SIMPLE ARRANGEMENT OF FILM ,WE CAN DO AMORAL SUPPORT TO HELP THE PEOPLE AND ALWAYS STAND BEHIND THE POOR PEOPLE ,THEN ONE DAY THE WHOLE WORLD BECOME MORE HAPPY THAN NOW.

BIBLIOGRAPHY:

I AM DIP MUKHERJEE, STUDENT OF RKMVC COLLEGE HERE BY DECLARE THAT I SUCCESFULLY COMPLETED THE PROJECT BY THE HELP OF BOOKS AND WEBSITES i.e

1. www.google.com
2. en.wikipedia.org
3. www.masterclass.com
4. https://ugc.ac

THE END OF PROJET

Ramakrishna Mission Vivekananda Centenary College
Rahara, Kolkata 700118
College with Potential for Excellence (CPE)
Accredited by NAAC with Grade A

Department of English Language
Ramakrishna Mission Vivekananda Centenary College, Rahara

Project work in English classroom:

[Friend in Need is a Friend Indeed]

A short film
To illustrate the features and skills of Speaking

By
[Tapan Biswas,Rajarshi Biswas]
Students
1st Year 1st Semester
[Computer Science Department & Chemistry Department]

January …… 2022

Date of Submission:- 08/01/2022

Declaration:

I declare that we, Tapan Biswas,Rajarshi Biswas students of 1st Year 1st Semester of Computer Science Department and Chemistry Department, Ramakrishna Mission Vivekananda Centenary College, Rahara worked on my English project on my own and I used the resources which are mentioned in the bibliography.

……

[Signature]
[Tapan Biswas,Rajarshi Biswas]
1st Year 1st Semester
RKMVC College
Rahara

Acknowledgements

I would like to thank to Mr. Manas Moulic, Asst. Prof. in English, RKMVCC, Rahara, for his invaluable help, advice and patience.
I would also like to thank my family for the mental support.
I would like to thank to my friends who took part in the project, for their work and enthusiasm.

Contents

Introduction: Mass Media is effective in every field of life by virtue of their audio-visual powers. In addition to usage of short film for entertainment purposes, its educational role has been realized. The short film provides a free field of study by its structure. Types of short films are fiction, documentary, experimental, animation, video art etc.

Hartley and Davies (1978) concluded that during verbal-based education, the university students were able to remember 70 % of what had been taught in the first 10 minutes and only 20 % of what had been taught within the last 10 minutes (Açıkgöz, 2008: 6). Özcan Demirel conducted a study on remembering. Demirel emphasized the memorability rate of the knowledge according to the sense organs and concluded that people remembered 50 % of what they see and hear and 80 % of what they see, hear and say (Demirel, 2008: 59). Study results proved that multi-media education should be arranged within the classroom in order for the students to remember the knowledge at high level.

Short films can be examined from many perspectives in terms of high school and university students in particular. One of these perspectives is that short films provide students with speaking skill, which enables them to have competency to perceive their surroundings and events.

1. Theoretical part

1.1. About project work:

In life, even the smallest good deeds can change someone's life for the better. However, we never know where life will take us after we've had our fair share of difficult paths, problems, and even successes. Maybe we will forget how important is to do good. This short film might change the way we look at other people and help us understand that it's never too late to become better and help other people. Learning becomes effective when we try it practically in our daily life. Project work helps us to provide the perfect circumstances for effective learning. So beside learning practical project works are necessary in our life.

1.1.1. What is Speaking as a Language Skill:

Speaking is the delivery of language through the mouth. To speak, we create sounds using many parts of our body, including the lungs, vocal tract, vocal chords, tongue, teeth and lips. Good communication skills in life will ensure everyone around us understands us and we understand them. You will be confident and assertive. There will be less misunderstanding and we will rarely have to face issues that come with poor communication. It will be easy for us to make and keep friends.

1.1.2. Project work in a language classroom:

Project work captures better than any other activity the two principal elements of a communicative approach. These are a concern for motivation, that is, how the learners relate to the task; and a concern for relevance, that is, how the learners relate to the language. We could add to these a third element: a concern for educational values, that is, how the language curriculum relates to the general educational development of the learner.

1.1.3. The advantages of project work:

It develops the student's ability to work with his or her peers, building teamwork and group skills. It allows the teacher to learn more about the student as a person. It helps the teacher communicate in progressive and meaningful ways with the student or a group of students on a range of issues. It lets the teacher

have multiple assessment opportunities. It allows a student to demonstrate his or her capabilities while working independently. It shows the student's ability to apply desired skills such as doing research.

1.1.4. Benefits to learners:

Project-based learning not only provides opportunities for students to collaborate or drive their own learning, but it also teaches them skills such as problem solving, and helps to develop additional skills integral to their future, such as critical thinking and time management. And maybe more importantly, it provides students with an opportunity to create authentic projects which are personal and meaningful to them. Students have the chance to pursue their own interests and as a result, opportunities for learning for students and teachers are tremendous.

1.1.5. The role of a teacher:

The teachers' role in Project-Based Learning is unique and pervasive. An educator's ability to transition from the role of instructor to that of a mentor or collaborator can make or break it. PBL, if done well, helps inculcate skills such as active learning and problem-solving in students. These skills are useful in workplaces while working on similar projects.

Projects enhance deeper learning because students must acquire and apply concepts and ideas. Additionally, PBL has the potential to improve competence in thinking (learning and metacognition). This is because students need to formulate plans, track progress, collaborate with others. They also evaluate solutions to real-world problems.

1.2. Stages of a project:

Projects are divided into six stages:

1.Definition.
2.Initiation.
3.Planning.
4.Execution.
5.Monitoring & Control.
6.Closure.

1.Definition: Before a project starts the project manager must make sure the project goals, objectives, scopes, timescale and approach.
2.Initiation: This is perhaps the most important stage of any projects as it sets the terms of reference within which the project will run.
3.Planning: Creating a project plan is the first task while undertaking a project. It's the main key of a successful project.
4.Execution: Most of the work related to the project is realised at this stage and needs complete attention from the project manager.
5.Monitoring & Control: Once the project is running it is important the project manager keeps the control on it.
6.Closure: Last but not the list, often neglected, it is important to make sure the project is closed properly. Many projects don't have a clear end-point because there is no formal sign-off.

2. Practical part

2.1. Introduction to the project "A Friend in Need is a Friend Indeed":

A friend is a person whom one likes a lot and who isn't a part of our family. So it's very important to find a good friend. A good friend can easily lead our life to the positive and good vibes. So when we think about 'A Helping Hand', the guy which strikes our mind first is the 'Friend'.

In under 2 minutes, the film gave us more than what we hoped. It represents a student who leads a mess life with his friends. On a day one of the friend is cutting some potatoes, unfortunately he cut off his finger. Then the closest friend take care his finger and banded his finger. So the title, "A Friend in Need is a Friend Indeed" is apt.

2.2. Motivation and registration:

A friend is a person whom one likes a lot and who isn't a part of our family. So it's very important to find a good friend. A good friend can easily lead our life to the positive and good vibes. So when we think about 'A Helping Hand', the guy which strikes our mind first is the 'Friend'. A friend in need is someone who improves and builds self-confidence in his friend. Most noteworthy, an individual's number one friend is his friend in need. Furthermore, such a friend would tell how great he feels about you. Moreover, such a friend would tell you all your positive aspects. Consequently, this significantly increases an individual's self-confidence.

A friend in need is someone who provides a reality check for you. Such a friend, besides telling positive things, is not afraid to explain an individual's shortcomings. This certainly helps an individual in overcoming his weaknesses. Hence, a true friend would pull you back down to Earth.

A friend in need is certainly a supporter of your dreams and aspirations. Furthermore, a true friend would always believe in you. Moreover, such a friend does not discourage you from your ambitions. Most noteworthy, such a friend believes in the efforts of his friend and supports him in every manner.

Loyalty is another important benefit of a friend in need. Such a friend is truly an unyielding friend. This true friend would stand by you in any situation or circumstance. Certainly, a friend in need is not a backstabber or the one who betrays.

2.3. The Film "A Friend in Need is a Friend Indeed"

2.3.1. Story line:

In under 2 minutes, the film gave us more than what we hoped. It represents a student who leads a mess life with his friends. On a day one of the friend suffering from fever. When his roommate returned from college he found him fever and then he took care of his friend very carefully. So the title, "A Friend in Need is a Friend Indeed" is apt.

2.3.2. Cast:

Actors –Tapan Biswas, Rajarshi Biswas
Cameraman – Sayan Mondal

Conclusion:

The proverb, “A Friend In Need Is A Friend Indeed”, has two primary meanings. The first implies that a person who helps another in their times of need is a true friend. Alternatively, the phrase can also mean that a person tries to be friendly if they need another individual’s assistance. But here, in this short film, we have focused on the first meaning. On a day one of the friend suffering from fever. When his roommate returned from college he found him fever and then he took care of his friend very carefully. Thus the title of the short film is apt.

Resume:

1.Tapan Biswas-:

Father’s Name- Tapas Biswas

Mother's Name- Barnali Biswas
Date of Birth- 18/01/2003
Last Exam Qualified- Higher Secondary (79.2%)
School- Karimpur Jagannath High School
Nationality- Indian
Languages- English, Hindi, Bengali
Hobbies- Cricket, Photography, Story reading
Extra Curricular Activity- Attending quiz competetions

2.Rajarshi Biswas:

Father's Name- Rabindranath Biswas
Mother's Name- Shelly Biswas
Date of Birth- 18/05/2003
Last Exam Qualified- Higher Secondary (89%)
School- Karimpur Jagannath High School
Nationality- Indian
Languages- English, Hindi, Bengali
Hobbies- Listening Music, Reading Stories

Bibliography:

1.https://brightside.me/wonder-films/a-short-film-shows-that-a-helping-hand-has-the-power-to-change-the-world-in-less-than-3-minutes-799020/

2. https://www.projectsmart.com/project-management/the-stages-of-a-project.php

3.https://evelynlearning.com/teachers-role-project-based-learning/#:~:text=Results%20of%20the%20case%20study,to%20make%20tasks%20more%20manageable.

4. https://www.easybib.com/guides/project-based-learning-benefits-students/

5. https://www.edutopia.org/project-based-learning-guide-importance

6. https://www.destinationimagination.org/blog/10-benefits-of-project-based-learning/
7. https://jalt-publications.org/tlt/articles/2044-project-work-language-learning

Ramakrishna Mission Vivekananda Centenary College

Rahara, Kolkata 700118

College with Potential for Excellence (CPE)

Accredited by NAAC with Grade A

Department of English Language

Ramakrishna Mission Vivekananda Centenary College, Rahara

Project work in English classroom:

[Helping Hand]

A short film

To illustrate the features and skills of Speaking

By

[Rupam Goswami]

Learner

1st Year 1st Semester

[Department of Chemistry]

January 08. 2022

[Date of Submission]

Declaration:

I declare that I, Rupam Goswami a student of 1st Year 1st Semester of Chemistry Department, Ramakrishna Mission Vivekananda Centenary College, Rahara worked on my English project on my own .

Rupam Goswami
1st Year 1st Semester
Roll No-231
Department of Chemistry
RKMVC College
Rahara

Acknowledgements:

I would like to thank to Mr. Manas Moulic, Asst. Prof. in English, RKMVCC, Rahara, for his invaluable help, advice and patience.
I would also like to thank my family for the support.
I would like to thank to my pupils who took part in the project, for their work and enthusiasm.

Contents

Introduction 5

1. Theoretical part

1.1. About project work 5
1.1.1 Pedagogical references of project work 5
1.1.1.a. What is Speaking as a Language Skill 5
1.1.1.b. Characteristics of Speaking skill 5
1.1.2 Project work in a language classroom 6
1.1.3 The advantages of project work 6
1.1.4 Benefits to learners 6
1.1.5 The role of a teacher 6
1.2. Stages of a project 6

2. Practical part

2.1. Introduction to the project "Helping Hand" 6
2.2. Motivation and registration 6
2.3. The Film "Helping Hand" 7
2.3.1. Story line 7
2.3.2. Cast 7
2.3.3. Technical Specifications 7

Conclusion 8

Resumé 9

Appendix 10

Introduction

It's a matter of fact that there are different categories of people in the world. Now Covid is a big problem for a man in daily life. To save our life the Covid warriors are fighting every day. We should also happy them as much as possible. This short flim is highly oblizedkind of that work where a boy is so caring for a Covid warrior.

1. Theoretical part

1.1. About project work:-

Here the project which is submitted is about the helping hand. The covid warriors are trying to protect us all time without thinking of their own life and families also. Here a boy sees a doctor who is serving his duty without thinking eating or sleeping. Then he tells his mother to give rice and vegetables to the doctor's clinic for giving food.

1.1.1 Pedagogical references of project work :-

1.1.1.a . What is Speaking as a Language Skill.

Speaking is the delivery of language through the mouth. To speak, we create sounds using many parts of our body, including the lungs , vocal tract, vocal chords, tongue, teeth and lips.

This vocalized form of language usually requires at least one listener. Speech can flow naturally form one person to another in the form of dialogue. In fact, some English learners practice speaking standing alone in front of a mirror.

Speaking can be formal or informal:

Informal speaking is typically used with family and friends, or people you know well.
Formal speaking occurs in business or academic situations, or when meeting people for the first time.
Speaking is probably the language skill that most language learners wish to perfect as soon as possible.

1.1.1.b. Characteristics of Speaking skill:

In order to be an effective speaker, these are the five qualities that are a must.

i. Confidence speaking…..
ii. Passion……..
iii. Ability to be succinct…
iv. Ability to tell a story….
v. Audience awareness….

1.1.2 Project work in a language classroom:

I am very glad to get this type of project work which helps physically and mentally in every aspect of life. Language is the medium to come out from every difficulty situation and the topic 'helping hand' is also like that.

1.1.3. The advantages of project work :

It has a lot of advantages by doing this project work. By this project a good mentality grows for the next generation in future. I realize that how effective the time management and team building are.

1.1.4. Benefits to learners:

Learners are benefited by doing this project-

i. Improves critical thinking.
ii. Contributes to improved understanding of concepts.
iii. Team Building.
iv. Effective Time Management.
v. Breaks the Monotony.
vi. Involves active participation.
vii. Builds Confidence.
viii. Psychological study.

1.1.5 The role of a teacher:

Teacher has carried a big role to do this project. He guides me and tells me that how will be the project work done. He also tells me the beneficiary of doing the project work 'Helping Hand'.

1.2. Stages of a project:

So many stages is needed to complete the project work. First of all, I think a conception about helping hand. Then, I write a script and tell my mother and brother to participate in the project in practical. Thus, I have completed the project work in theoretical and practical also with the help of others.

2. Practical part:

2.1. Introduction to the project "Helping Hand":

This short film is highly obliged to give a message that as covid warriors are always trying to protect us from this danger. We should care for them as much as possible. Here a boy gives food to the doctor who is so busy in his duty.

2.2. Motivation and registration :

I have motivated to do this film from social media. Actually there a lot of pictures will be coming. Inspite of being their valuable life, the covid warriors are serving for the people to protect themselves.

2.3. The Film "Helping Hand":

2.3.1. Story line:

At a morning the conversation is started between a mother and his son. After having tea, boy goes to market and going to the market , he sees a doctor who is doing his duty without thinking in his own life, food or sleep. When the boy is going to eat at noon, the doctor has come in his mind. He tells his mother to pack some rice and vegetable in a tiffin box. Then he brings the box to the doctor's clinic, and gives him. A small conversation is also done between them. Finally doctor become so glad to show that there are some people existence about thinking of themselves.

2.3.2. Cast:

In this short film active participation from my mother and brother adds another dimesion. Cameraman was my friend and this film edited by me.

2.3.3. Technical Specifications :

Runtime:	**2.01 Sec.**
Sound Mix:	**Voice Clip**
Color:	**Color.**
Aspect Ratio:	**16:9**

Conclusion

Helping others is not only good for them and good thinking to do, it also makes us happier and healthier too. Giving also connects us to others, creating stronger communities and helping to build a happier society for everyone. And it's not all about money-we can also give our time, ideas and energy.

Resumé

RUPAM GOSWAMI

Mob:- 7797966946

E-mail: rupam.subha7797966946@gmail.com

CONTACT DETAILS

Arambagh (Near Talarpar)

P.O.+ P.S. – Arambagh

Hooghly – 712601

West Bengal

CAREER OBJECTIVE

A detail-oriented, self-motivated person committed for self development and career growth in the field of studying.

EDUCATION

10+2 **:- H.S.** from W.B.C.H.S.E. in the year 2021

10th **:- MADHYAMIK PARIKSHA** from W.B.B.S.E. in the year 2019

:-Studying Graduation from Ramkrishna Mission Vivekananda Centenary Collage .

IT SKILLS

Course **:-** Diploma In Computer Office management

AREA OF INTEREST

- Listening music

PERSONAL DETAILS

Father's Name :- Madhusudan Goswami

Date of Birth :- 11/01/2004

Nationality :- Indian

Sex :- Male

Marital Status :- Unmarried

Language Proficiency :- Bengali, English and Hindi.

Place: Arambagh

RUPAM GOSWAMI

Appendix

Phonetic Chart

iː READ	ɪ SIT	ʊ BOOK	uː TOO	ɪə HERE	eɪ DAY	
e MEN	ə AMERICA	ɜː WORD	ɔː SORT	ʊə TOUR	ɔɪ BOY	əʊ GO
æ CAT	ʌ BUT	ɑː PART	ɒ NOT	eə WEAR	ɑɪ MY	ɑʊ HOW

p PIG	b BED	t TIME	d DO	ʧ CHURCH	ʤ JUDGE	k KILO	g GO
f FIVE	v VERY	θ THINK	ð THE	s SIX	z ZOO	ʃ SHORT	ʒ CASUAL
m MILK	n NO	ŋ SING	h HELLO	l LIVE	r READ	w WINDOW	j YES

RAMAKRISHNA MISSION VIVEKANANDA CENTENARY COLLEGE

RAHARA, KOLKATA 700118

COLLEGE WITH POTENTIAL FOR EXCELLENCE (CPE)

ACCREDITED BY NAAC WITH

GRADE A

Department of English Language

Ramakrishna Mission Vivekananda Centenary College, Rahara

Project work in English classroom:

[Lets Help]

A short film

To illustrate the features and skills of Speaking

BY

Dhritiman ganguly

Leaner

1st Year 1st Semester

[Mathematics]

January ...8... 2022

[Date of Submission]

Declaration:

I declare that I, Dhritiman ganguly a student of 1st Year 1st Semester of mathematics Department, Ramakrishna Mission Vivekananda Centenary College, Rahara worked on my English project on my own and I used the resources which are mentioned in the bibliography.

Dhritiman ganguly
[Signature]
1st Year 1st Semester
RKMVC College
Rahara

Acknowledgements

I would like to thank to Mr. Manas Moulic, Asst. Prof. in English, RKMVCC, Rahara, for his invaluable help, advice and patience.
I would also like to thank my family for the support.
I would like to thank to my pupils who took part in the project, for their work and enthusiasm.

Contents

Introduction 5

1. Theoretical part 5-6

About project work 5
What is speaking as a language skill 5
Project work in a language classroom 5
The advantages of project work 5
Benefits to learners 5
The role of a teacher 6
Stages of a project 6

2. Practical part 6-7

Introduction to the project " LETS HELP" 6

Motivation and registration 7

The film " LETS HELP " 7

Storyline 7

Cast 7

Technical specifications

Conclusion 8

Resume 8

Bibliography 8

Appendix 8

Introduction :

The project of this film is a work of art. It helps us to improve our speaking skills , body language , eye expression etc. It learns us how to communicate with each other . It is helpful for our own improvement .

1. Theoretical part

1. 1 About project work:

The project work is based on a film . But film making is not the main purpose . This project improve our speaking skills , body language , expressions . This is a practical communication . In this work , there is a topic and we have to act according to the topic .

1.1.1. What is speaking as language skill :

Speaking is the delivery of language through the mouth . To speak , we create sounds using many parts of body , including the lung , vocal tract , vocal chords , tongue , teeth and lips . Speaking is the second of the four language skills which are listening , speaking , reading and writing .

1 . 1 . 2 . Project work in language classroom :

Project work is a work which is focuses on completing a task . A group of teenage learners work on a project to develop a series of posters on how to protect the environmentProject work may provide many opportunities to meet a variety of learning aims but it requires strong classroom management skills .

1 . 1 . 3 . The advantages of project work :

When working on a project , students learn to manage obstacles more effectively , often learning from failure and making adjustments until they're satisfied with their work . Students learn how to manage projects and assignments more efficiently .

1 . 1 . 4 . Benefits to learners :

- **Deeper engagement and interaction with learning content .**

- **Encouragement of higher order thinking and problem-solving skills .**

. Development of peer and professional networks .

- **Engagement with potential employers and career mentors .**

1 . 1 . 5 . The role of a teacher :

Project work provides a context in which the teacher can encourage learners to apply their growing academic skills in purposeful ways . The teacher has an important part in the initiation , implementation and culmination of projects .

1 . 2 .Stages of a project :

- **Definition .**

- **Initiation .**

- **Planning .**

- **Execution .**

- **Monitoring and control .**

- **Closure .**

2 . Practical part

2 . 1 Introduction to the project " LETS HELP " :

The topic of the project is ' Helping hand ', it learn us how to express the reaction , our body language , our speaking . In this project we act like helping others . It learn us to help others from heart . So , the title is
" LETS HELP" .

2 . 2 .Motivation and registration :

To do any project , at first we want motivation and registration . In this project , our asst. Prof. of English helped me so much and guide me . He always motivates us . My roommates also play a very important role . They also motivate and support me to start and complete the project .

2 . 3 .The film " Lets help "

The film topic is ' Helping hand ' . So , there is a student helps his friends in recovering his injuries in an accident.

2 . 3 . 1 . Storyline :

The story goes like a student comes to attend his tution classes. But due to his carelessness he hurts his legs by hitting a chair. The other student who is his friend help him out by giving him water and help him to relax for some time.
Then he says ' Thank you ' for helping him .

2 . 3 . 2 . Cast :

Dhritiman Ganguly (me)

Tamal Dey (my friend)

2 . 3 . 3 . Technical specifications :

My elder brother is the cameraman of this film . Here we have used the back camera(48 MP) of Samsung Galaxy A12 mobile phone .

Conclusion :

We learn from the project are speaking skills , body language , eye expressions , dialogue throw etc. It helps us to improve ourselves in body gesture . So , the project is so useful for us .

Resume :

I Dhritiman Ganguly , student of 1st year 1st semester of RKMVC college , this is my first film . I have tried my best . This is totally new experience for me . In past , I never did such of project . That experience was amazing .

Bibliography :

The source of my project is internet , project's pdf , English communication books .

Appendix :

This project of art is amazing . It is not depend to our writing . it is depend on us . How much we act or react . This is an excellent experience to make a film "lets help" based on ' Helping hand ' .

Ramakrishna Mission Vivekananda Centenary College

Rahara, Kolkata 700118
College with Potential for Excellence (CPE)
Accredited by NAAC with Grade A

Department of English Language
Ramakrishna Mission Vivekananda Centenary College, Rahara

Project work in English classroom:

[Helping hand]
A short film
To illustrate the features and skills of Speaking

By
[Sourav Das]
Leaner
1st Year 1st Semester
[Botany Department]

January 08, 2022
[Date of Submission]

Declaration

I declare that I, Sourav Das a student of 1st Year 1st Semester of Botany Department, Ramakrishna Mission Vivekananda Centenary College, Rahara worked on my English project on my own and I used the resources which are mentioned in the bibliography.

……

[Signature]
[Sourav Das]
1st Year 1st Semester
RKMVC College
Rahara

Acknowledgements

I would like to thank to Mr. Manas Moulic, Asst. Prof. in English, RKMVCC, Rahara, for his invaluable help, advice and patience.
I would also like to thank my family for the support.
I would like to thank to my brother who took part in the project, for their work and enthusiasm.

Contents

Introduction 5

1. Theoretical part **6-7**

1.1. About project work 6
1.1.1 Pedagogical references of project work 6
1.1.1.a What is Speaking as a Language Skill 6
1.1.1.b The elements of speaking skill 6
1.1.1.c Why are speaking skills important to learn 6
1.1.2 Project work in a language classroom 7
1.1.3 The advantages of project work 7
1.1.4 Benefits to learners 7
1.1.5 The role of a teacher 7
1.2. Stages of a project 7

2. Practical part **8-12**

2.1. Introduction to the project "[Helping Hand]" 8
2.2. Motivation 8
2.3. The Film "[Helping Hand]" 8
2.3.1. Story line 8
2.3.2. Cast 9
2.3.3. Technical Specifications 9

Conclusion **9**

Resume **10**

Bibliography **11-12**

Introduction

Speaking skills are one of the most important skills we learn, as they allow us to communicate with others and express our thoughts and feelings. It allows to us to communicate with others and express our feelings and thoughts. It allows to form connections, influence decisions, and motivate change. Without communication skills, the ability to progress in the working world and in life, itself, would be nearly impossible. So our teacher decided to project with speaking skills. There are two parts in this project.1st is theoretical part and 2nd one is practical part. In the theoretical part we will know about speaking skills. What is this and how it is beneficial for us. We will improve our pronunciation, we will know the advantages of project work. When we get a little deeper knowledge about speaking skills then we come to the practical part. In this practical part we will make a short film to improve our speaking skills on the basis of helping hand.

1. Theoretical part

1.1 About project work

1.1.1) pedagogical reference project work

The science or art of teaching. Some sociologists of education use the term “pedagogical practices” with reference to the methods and principles that inform educational techniques, and make a distinction between the expressed pedagogy (which the teacher purports to use) an his or her observed pedagogy in practices

1.1.1.a) what is speaking as a language skill

Speaking is the delivery of language through the mouth. To speak we create sounds using many parts of our body including the lungs, vocal tract, vocal chords, tongue, teeth and lips. Speaking is the second of four language skill, which are:

(1) Listening
(2) Speaking
(3) Reading
(4) Writing

1.1.1.b) The elements of speaking skill

There are six components of speaking to be scored:

(1) Pronunciation
(2) Grammar
(3) vocabulary
(4) fluency
(5) comprehension
(6) task

1.1.1.c) Why are speaking skills important to learn

Good communication enables students to assimilate more form the learning process by empowering them to ask relevant questions and discuss doubts. Effective verbal communication nurtures the process of socialization by facilitating new friendship and these in turn aid the learning process.

1.1.2) Project work in a language classroom

Project work is work which focuses on completing a task. A group of teenage learners work on a project to develop a series of posters on how to protect the environment. Project work may provide many opportunities to meet a variety of learning aims but it requires skill.

1.1.3) The advantage of project work

When working on a project student learn to manage obstacles more effectively often learning form failure and making adjustments until they are satisfied with their work. Students learn hoe to manage projects and assignments more efficiently.

1.1.4) Benefits to learners

Taking the time to teach and practice academic conversation skills helps prevent or minimize problems that can arise during collaborative work and enables students to be more deeply invested in their interaction and learning.

1.1.5) The role of a teacher

Teachers as the focus of the present study are required to have many strategies in teaching. Consequently, speaking subject teachers need to speak actively in teaching and learning process and may use teachers talk to encourage the students to speak and respond the instructions in the speaking class activity.

1.2) Stages of a project

At fast I choose my project work on the bases of flood relief. Then I think about it and made a script for this project. Here my teacher helps me to write this script. As I lived in hostel in that time so I told a brother in hostel to accompany me. And he also agree with me. His name is surya gopal dhara. Then I shoot video on mobile phone.

2. Practical part

2.1) Introduction to the project

So far I discussed about the theoretical part of speaking. Now I discuss about the practical part of speaking, that is the project work, the title of my film is “Helping hand” I doing my project work on the bases of flood relief. In this film I am very worried for the flooded people. I decided to collect drinking water from a safer place. Then I shall distribute it among the flooded people. I may invite some of my friends to accompany me. Then I shall distribute them some dry food among this people

2.2) Motivation

I lived in west Medinipur and when my teacher gave me this project work, the large part of Medinipur district both east and west have been flooded in this time. Here I saw some home near this hostel that was destroyed by the heavy flood. The people of this home are homeless. They sheltered in our school building. At that time our distributed some dry food among this flooded people. So I decided to do my project work on this topic

2.3) The film

The base of my film is relief food among the flooded people. And I discuss with my brother how to help them. After a long thinking I made a plane how to relief them. My plan is, at fast I shall collect drinking water from a safer place ten I shall distribute it among the flooded people. I may invite some of my friend to accompany me. Then I shall give them some dry food as much as I can. It is the out line of my film.

2.3.1) story line

The base of my film is relief food among the flooded people. And I discuss with my brother how to help them. After a long thinking I made a plane how to relief them. My plan is, at fast I shall collect drinking water from a safer place ten I shall distribute it among the flooded people. I may invite some of my friend to accompany me. Then I shall give them some dry food as much as I can. It is the out line of my film.

2.3.2) Cast

Main Character	Sourav Das
Friend	Suryagopal Dhara

2.3.3) Technical Specifications

- Capture the short film on an android mobile. (**Poco M2 Pro**)
- Microphone (**BOYA By-m1**)
- A mobile stand

Conclusion

At the end of our project I realized that the purpose of our project is to illustrate the features of speaking. I have tired to improve speaking skills through short film. Lastly the project is very important for me. Through this I have came to know many unknown things that will be very useful to me in the future.

RESUME

1	Name	Sourav Das
2	Father's Name	Haripada Das
3	Date Of Birth	20.05.2003
4	Address	Vill+post- keshrambha, P.S- Dantan, Dist- Paschim Medinipur
5	Ph No	8116703872
6	Email	souravbisudas1@gmail.com
7	Marital Status	Single
8	Religion	Hindu
9	Nationality	Indian
10	Education Qualification	B.sc (HONOURS)1ST SEMESTER
11	Extra Qualification	Computer

BIBLIOGRAPHY

(Pedagogical references of project work, n.d.)

References

Pedagogical references of project work. (n.d.). Retrieved from https://www.oxfordeference.com

(Speaking as alanguage skill, n.d.)

References

Pedagogical references of project work. (n.d.). Retrieved from https://www.oxfordeference.com

Speaking as alanguage skill. (n.d.). Retrieved from Englishclub: https://www.englishclub.com

(The elements of speaking skills, n.d.)

References

Pedagogical references of project work. (n.d.). Retrieved from https://www.oxfordeference.com

Speaking as alanguage skill. (n.d.). Retrieved from Englishclub: https://www.englishclub.com

The elements of speaking skills. (n.d.). Retrieved from https://media.neliti.com

(Speaking skills are important to learn, n.d.)

References

Pedagogical references of project work. (n.d.). Retrieved from https://www.oxfordeference.com

Speaking as alanguage skill. (n.d.). Retrieved from Englishclub: https://www.englishclub.com

Speaking skills are important to learn. (n.d.). Retrieved from https://collegepuzzle.stanford

The elements of speaking skills. (n.d.). Retrieved from https://media.neliti.com

(Advantages of a project work, n.d.)

References

Advantages of a project work. (n.d.). Retrieved from https://destinationimagination.org

Pedagogical references of project work. (n.d.). Retrieved from https://www.oxfordeference.com

Speaking as alanguage skill. (n.d.). Retrieved from Englishclub: https://www.englishclub.com

Speaking skills are important to learn. (n.d.). Retrieved from https://collegepuzzle.stanford

The elements of speaking skills. (n.d.). Retrieved from https://media.neliti.com

(Beneficts to learner, n.d.)

References

Advantages of a project work. (n.d.). Retrieved from https://destinationimagination.org

Beneficts to learner. (n.d.). Retrieved from https://www.responsiveclassroom.org

Pedagogical references of project work. (n.d.). Retrieved from https://www.oxfordeference.com

Speaking as alanguage skill. (n.d.). Retrieved from Englishclub: https://www.englishclub.com

Speaking skills are important to learn. (n.d.). Retrieved from https://collegepuzzle.stanford

The elements of speaking skills. (n.d.). Retrieved from https://media.neliti.com

RAMAKRISHNA MISSION VIVEKANANDA CENTENARY COLLEGE

RAHARA , KOLKATA – 700118

COLLEGE WITH POTENTIAL FOR EXCELLENCE (CPE)

ACCREDITED BY NAAC WITH GRADE "A"

DEPARTMENT OF MATHEMATICS

RAMAKRISHNA MISSION VIVEKANDA CENTENARY COLLEGE , RAHARA

PROJECT WORK IN ENGLISH CLASSROOM :

" HELPING OTHERS MAKES US HAPPY "

A SHORT FILM

TO ILLUSTRATE THE FEATURES AND SKILLS OF SPEAKING

BY

DIPTESH BANERJEE

STUDENT

1 ST YEAR , 1 ST SEMESTER

ROLL NUMBER -323

MATHEMATICS

JANUARY 9 , 2022

Declaration :

I declare that i , Diptesh Banerjee , a student of 1st year , 1st semester of mathematics department , Ramakrishna Mission Vivekananda Centenary College , Rahara worked on my English project on my own.



Diptesh Banerjee

1st year 1st semester

College roll no – 323

Mathematics

RKMVC College Rahara

Acknowledgements :

I would like to thank to Mr. Manas Moulic , Asst. Prof in English , RKMVC College , Rahara , for hi invaluable help , advice patience.

I would also like to thank my family for the support.

I would like to special thank to my private tutor Ajay sir who took part in the project , for his work and enthusiasm.

Contents

Introduction		5
1.	Theoretical part	5-6
1.1	About project work	5
1.1.1	What is speaking as a language skill	5
1.1.2	Project work in language classroom	5
1.1.3	The advantages of project work	5
1.1.4	Benefits to learners	5
1.1.5	The role of a teacher	6
1.2.	Stages of a project	6
2.	**Practical part**	**6-7**
2.1	Introduction to the project " Helping others makes us happy"	6
2.2	Motivation and registration	7
2.3	The film " Helping others makes us happy"	7
2.3.1	Storyline	7
2.3.2	Cast	7
2.3.3	Technical specifications	
Conclusion		**8**
Resume		**8**
Bibliography		**8**
Appendix		**8**

Introduction :

The project of this film is a work of art. It helps us to improve our speaking skills, body language, expressions etc. It learns us how to communicate with each other. It is helpful for our own improvement.

1. Theoretical part

1.1 About project work :

The project work is based on a film. But film making is not the main purpose. This project improve our speaking skills, body language, expressions. This is practical communication. In this work, there is a topic and we have to act according to the topic.

1.1.1 What is speaking as language skill :

Speaking is the delivery of language through the month. To speak, we create sounds using many parts of body, including the lung, vocal tract, vocal chords, tongue, teeth and lips. Speaking is the second of the four language skills which are listening, speaking, reading and writing.

1.1.2 Project work in language classroom :

Project work is a work which is focuses in completing a task. A group of teenage learners work on a project to develop a series of posters on how to protect the environment..... Project work may provide many opportunities to meet a variety of learning aims but it requires strong classroom management skills.

1.1.3 The advantages of project work:

When working on a project, students learn to manage obstacles more effectively, often learning from failure and making adjustments until they're satisfied with their work. Students learn how to manage projects and assignments more efficiently.

1.1.4 Benefits to learners :

Deeper engagement and interaction with learning content.

- Encouragement of higher order thinking and problem-solving skills.

- Development of peer and professional networks.

- Engagement with potential employers and career mentors.

1.1.5. The role of a teacher :

Project work provides a context in which the teacher can encourage learners to apply their growing academic skills in purposeful ways. The teacher has an important part in the initiation, implementation and culmination of project.

1.2. Stages of a project

- Definition .
- Initiation .
- Planning .
- Execution .
- Monitoring and control .
- Closure .

2. Practical Part

2.1. Introduction to the project " Helping others makes us happy" :

The topic of the project is ' Helping hand', it learn us how to express the reaction, our body language, our speaking . In this project we act like helping others . It learn us to help others is our happiness from heart . So , the title is " Helping others makes us happy ".

2 . 2 . Motivation and registration :

To do any project, at first we want motivation and registration . In this project , our asst. Prof. Of English helped me so much and guide ma . He always motivates us . My family also play very important role . They also motivate and support me to start and complete the project .

2 . 3 . The film " Helping others makes us happy " :

Point the film topic is helping hand so students are helping each other in their problems .

2 . 3 . 1 Storyline :

In this film two students are helping the third one for his health problems , as their friend was ill they help him and get well him soon . They take him medicine and suggested him to take rest , after some time his friend get well.

2 . 3 . 2 Cast :

Diptesh Banerjee (me)

Ajay Chanda (my teacher)

2 . 3 . 3 Technical Specifications :

Our cameraman was Karthik my friend and we shoot from iphone 13 promax and edited with filmic pro.

Conclusion :

We learn from the project are speaking skills , body language , eye expressions , dialogue throw etc. It helps us to improve ourselves in body gesture . So , the project is so useful for us.

Resume :

Diptesh Banerjee , student of 1st year 1st semester of RKMVC College , this is my first film . I have tried my best . This is totally new experience for me . In past , I never did such of project . that experience was amazing .

Bibliography :

The source of my project is internet , project's pdf , English communication books .

Appendix :

This project of art is amazing . It is not depend to our writing . It is depend on us . How much we act or react . This is an excellent experience to make a film ' Helping others makes us happy ' based on ' Helping hand '.

THANK YOU

DIPTESH BANERJEE

Ramakrishna Mission Vivekananda Centenary College

Rahara, Kolkata 700118
College with Potential for Excellence (CPE)
Accredited by NAAC with Grade A

Department of English Language
Ramakrishna Mission Vivekananda Centenary College, Rahara

Project work in English classroom:

A Helping Hand

A short film

To illustrate the features and skills of Speaking

By
Sourik Kar
Leaner
1st Year 1st Semester
[Chemistry Department]

January 9,2022
[Date of Submission]

Declaration:

I declare that I, **Sourik Kar** a student of 1st Year 1st Semester of Chemistry Department, Ramakrishna Mission Vivekananda Centenary College, Rahara worked on my English project on my own and I used the resources which are mentioned in the bibliography.

Sourik Kar
1st Year 1st Semester
RKMVC College
Rahara

Acknowledgements

I would like to thank to Mr. Manas Moulic, Asst. Prof. in English, RKMVCC, Rahara, for his invaluable help, advice and patience.
I would also like to thank my family for the support.
I would like to thank to my pupils who took part in the project, for their work and enthusiasm.

Contents

Introduction

1. Theoretical part

1.1. About project work:-

Project Work provides a learning experience in which students have the opportunity to synthesise knowledge from various areas of learning, and apply it critically and creatively to real-life situations. Working in groups, students enhance their knowledge and gain important skills to prepare them for future learning and challenges.

The key focus and desired outcomes for Project Work are:

Communication

Students can express their ideas clearly and effectively, both verbally and in written form.

Collaboration

Students can work as a team to achieve common goals.

Knowledge application

Students are able to make links across different areas of knowledge and to generate, develop and evaluate ideas and information related to the project.

Independent learning

Students are able to learn on their own, reflect on their learning and improve upon it.

1.1.1.a What is Speaking as a Language Skill?:-

The ability to speak confidently and fluently is something which children will develop during their time at school, and something that will help them throughout their life.

Speaking skills are defined as the skills which allow us to communicate effectively. They give us the ability to convey information verbally and in a way that the listener can understand.

Children will learn English speaking skills as well as speaking skills in other languages, in primary and secondary school. Learning how to develop English speaking skills is so important for ESL students and EAL students too. It's one of the most important parts of language learning as speaking is how we tend to communicate in everyday life.

Speaking is an interactive process where information is shared, and if necessary, acted upon by the listener.

Speaking skills are one of the most important skills we learn, as they allow us to communicate with others and express our thoughts and feelings. Speaking skills can be separated into formal and informal speaking skills, and we use both types of speaking skills in a variety of contexts throughout life.

Informal speaking skills are important for conversations with friends and family, helping us to form emotional connections. Formal speech, on the other hand, is necessary for workplaces, in presentations or for conversations with people you don't know. Formal language is important as it helps us to make a good impression on people and communicate politely.

1.1.1.b Good and bad effects of project:-

Good effects-

1.It helps in developing social norms and social values among the learners.

2.It provides invaluable opportunities for correlation of various elements of the subject matter and for transfer of training or learning.

3.It helps in growing knowledge very effectively as a results of their close cooperation on social participation in the spirit of democracy.

Bad effects-

1.The project cannot be planned for all subjects and whole subject matter cannot be taught by this strategy.

2.It is not economical from the point of view of time and cost.

3.It is very difficult for a teacher to plan or to execute the projects to the learners and supervise them.

1.1.2 Project work in a language classroom:-

Project work captures better than any other activity the two principal elements of a communicative approach. These are a concern for motivation, that is, how the learners relate to the task; and a concern for relevance, that is, how the learners relate to the language. We could add to these a third element: a concern for educational values, that is, how the language curriculum relates to the general educational development of the learner. Let's look at these elements in a bit more detail.

Motivation

Positive motivation is the key to successful language learning and project work is particularly useful as a means of generating this positive motivation. Why is this so? There are three reasons. First, project work is very personal. The students are writing about their own lives; they are being given the opportunity to tell the world about themselves. Second, project work is a very active medium. Students aren't just receiving and producing words; project work is "learning through doing." Last, project work gives a clear sense of achievement. It enables aII students to produce a worthwhile product.

Relevance

A foreign language can often seem a remote and unreal thing. This inevitably has a negative effect on motivation, because the students don't see the language as relevant to their own lives. If learners are going to become real language users, they must learn that English can be used to talk about their own world.

Project work helps to bridge this relevance gap in three ways. First, project work helps to integrate the foreign language into the network of the learner's own communicative competence. Second, project work helps to make the language more relevant to learners' actual needs, because they are learning how to communicate about their own world – about their house, their family, their town, and so forth. Third, project work establishes a sounder relationship between language and culture. With project work the language acts as a bridge, enabling two cultures to communicate with each other.

Education

There is a growing awareness among language teachers that the process and content of the language class should contribute towards the general educational development of the learner. Project work encourages initiative, independence, imagination, self-discipline and co-operation together with cross-curricular skills development where knowledge gained in other subjects may be used in the English class.

Practical Implications

Project work thus brings considerable benefits to the language classroom, but it is important to be aware of the implications of this way of working.

Noise – Teachers are often afraid that the project classroom will be noisier than the traditional classroom. But project work does not have to be noisier than any other activity. Remember that the traditional classroom has quite a lot of noise in it, too. There is usually at least one person talking (and teachers usually talk rather loudly!) and there may be a tape recorder playing, possibly with the whole class doing a drill. There is no reason why project work should be any noisier than forty students giving a choral response – quite the opposite, in fact.

Time – It takes longer to prepare, make and present a project than it does to do more traditional activities. But two points are worth bearing in mind. First, not all project work needs to be done

in class time. Projects about "Your lifestyle," for example, can be done at home. Second, when choosing to do project work, you need to recognize that you are making a philosophical choice in favour of the quality of the learning experience over the quantity of time required. Project work provides rich learning experiences – rich in colour, movement, interaction and, most of all, involvement.

1.1.3 The advantages of project work:-

Project-based learning (PBL) is a powerful teaching method that has extensive benefits for students, ranging from critical thinking to project management to self-confidence.Some benefits of project work are-

Problem Solving: Students learn how to solve problems that are important to them, including real community issues, more effectively—even learning from failure and possibly starting over.

Creativity: Students apply creative thinking skills to innovate new product designs and possibilities for projects.

In-Depth Understanding: Students build on their research skills and deepen their learning of applied content beyond facts or memorization.

Self-Confidence: Students find their voice and learn to take pride in their work, boosting their agency and purpose.

Critical Thinking: Students learn to look at problems with a critical thinking lens, asking questions and coming up with possible solutions for their project.

Perseverance: When working on a project, students learn to manage obstacles more effectively, often learning from failure and making adjustments until they're satisfied with their work.

Project Management: Students learn how to manage projects and assignments more efficiently.

1.1.4 Benefits to learners**:-**

1**. IMPROVED CRITICAL THINKING**

By participating in project-based learning, learners improve their critical thinking, especially as they dissect problems, research possible solutions, and debate options.

2. **EFFECTIVE COMMUNICATION**

Since project-based learning focuses on real-world issues, students must hone their communication skills, especially when functioning as part of a team.

3. **RESPECTFUL COLLABORATION**

While many assignments are individual endeavors, most projects necessitate collaboration at some point. In those instances, students have recurring opportunities to practice active listening, leading to respect and empathy.

4. **TRANSFORMATIVE CONFIDENCE**

Finally, project-based learning benefits students by instilling them with confidence to take appropriate, educational risks, resulting in greater academic success. Moreover, this confidence permeates other areas of life so that curious students mature into curious adults with a lifelong love of learning.

1.1.5 The role of a teacher:-

In a project work, the role of a teacher is to encourage and motivate the students to do the work very calmly and properly without any mistakes and hesitation or fear.The teachers can show a sample on how a project is done and based on that the students will get idea about how to do the work.The teachers can also give small but detailed explanations about the project work and the materials related to it so that the students can get a clear view of the work which will they do.

4.1. Stages of a project :-

The five stages of project are-

1.**Initiation**: project team formation, project chartering, and kick-off

2.**Planning**: finalizing the project scope, defining the detailed work breakdown, assessing risk, identifying resource requirements, finalizing the schedule, and preparing for the actual work

3.**Execution**: performing the actual work required by the project definition and scope

4.**Monitor and control**: the actual management, reporting, and control of the resources and budgets during the execution phase

5.**Project close**: delivery of the project, assessment of lessons learned, adjournment of the project team

2. Practical part

2.1. Introduction to the project "Helping Hands":-

Many people don't see the value or the importance of helping others. Some believe it takes time away from their own pursuits. Others simply undervalue the effects of kindness.

However, when you help people succeed, you do more than improve your own life. You improve the world around you.

Helping others comes in all forms and shapes. From volunteering at shelters, donating money, to even helping a friend or family member out. These small acts can seem inconsequential. In reality, though, they create a ripple effect in your community.

2.2. Motivation and registration:-

The mere satisfaction I get by helping others is my motivation on making this short film. After helping, the smile, the moment of happiness, that the person gets is what makes me feel amazing and that's what also motivated me. Not that my image will get better in the society and I will be praised by the people, but only for that moment when I helped a person and brought a big smile on his/her face and just to experience that I got motivated for making this short film.

2.3. The Film "A Helping Hand".

2.3.1. Story line:-

One afternoon, two friends were discussing about their studies and was returning from tuition.

Meanwhile, a delivery boy was riding his cycle and was going for deliveries. The day was sunny and it was hot outside and he was looking tired and was in a hurry.After sometimes, he felt so unwell that he went down from his cycle and sat at a doorstep of a house and fell unconscious.

Suddenly, the two friends were passing from there and then they found the unconscious boy. Immediately one of them put water on his face and then the delivery boy was slowly regaining his consciousness. After that when he regained his consciousness, the friends asked that what happened to him for which he fell unconscious. Then the delivery boy told them that he left his house very early for deliveries without eating anything, and as he was hungry he felt very unwell in this hot weather and he doesn't have water also. Then he felt very dizzy and fell unconscious. Hearing this, both of them thought to arrange some food for him. Then one friend took out a packet of cakes and gave it to the delivery boy. The delivery boy ate it very quickly as he was hungry and then they gave him water to drink. After that the two friends told him that if they can help him to do the deliveries but he said that he is very thankful to them for helping him so much and now he can carry on with his work as he is feeling much better. Then he again took his cycle and went for the deliveries bidding them a goodbye.

Thus the moral of the story is- ALWAYS BE WILLING TO LEND A HELPING HAND TO OTHERS. YOU MAY BE THE PERSON WHO CARES ENOUGH TO HELP

2.3.2. Cast:-

Delivery boy – MD HASINUR RAHAMAN(CHEMISTRY DEPARTMENT)
Friend 1 – RAUSHAN DUTTA(CHEMISTRY DEPARTMENT)
Friend 2 – SOURIK KAR(CHEMISTRY DEPARTMENT)

2.3.3. Technical Specifications:-

Story – SOURIK KAR AND RAUSHAN DUTTA
Editing- SUBHAJIT BASAK(CHEMISTRY DEPARTMENT)
Writing And Direction – SOURIK KAR
Application used for editing - KINEMASTER

Conclusion:-

Helping others is an action of kindness and humanity that spreads happiness to everyone in this world. Some people help others get help when they are stuck in a problem, and some help others as they want to have positive vibes in their lives.

When you help others, your intention should be good; when you help others, do not wait for a thank you from them. Actions speak more than words; people give a speech to the world, but rather than speaking, one should help others in this world. Even small acts also play a significant role in changing one's life.

Resumé:-

Name- SOURIK KAR
Father's name- SANJAY KAR
Mother's name- SANGHITA KAR
Date of birth- 10th April, 2003
Gender- Male
Address- 169,Priyanagar, Sodepur, North 24 Parganas, Kolkata-700110.
Religion- Hinduism
Nationality- Indian
Category- SC
Language known- Bengali, English and Hindi

Bibliography:-

Application used – KINEMASTER
Other Ideas About Story - GOOGLE

Appendix

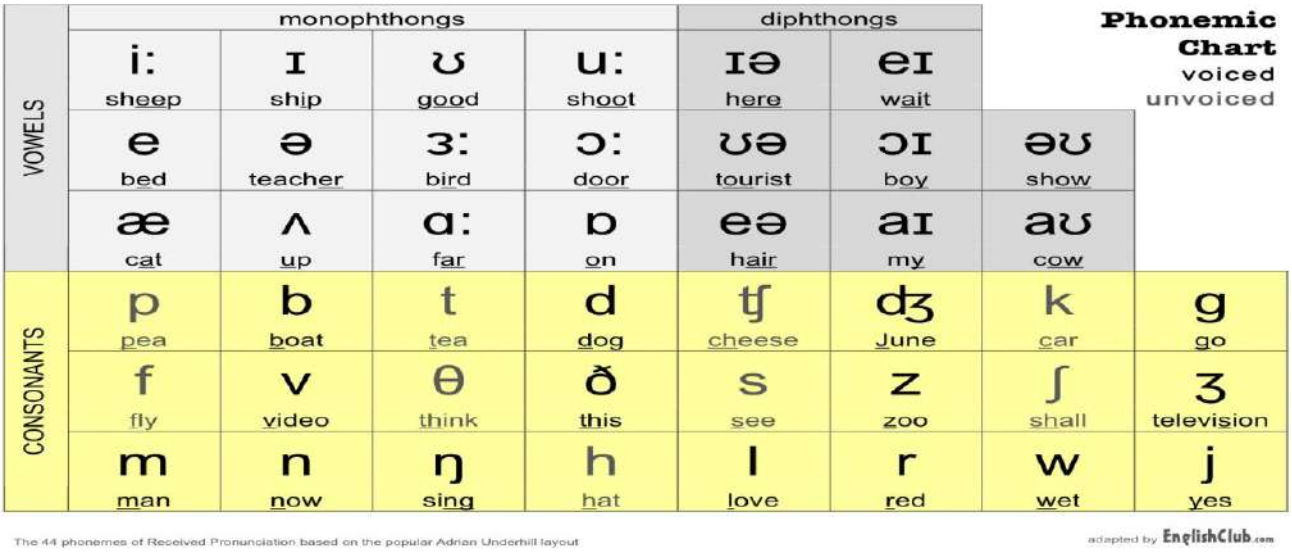
Phonemic Chart
voiced
unvoiced
VOWELS
CONSONANTS
monophthongs
diphthongs
i: sheep
ɪ ship
ʊ good
u: shoot
ɪə here
eɪ wait
e bed
ə teacher
ɜ: bird
ɔ: door
ʊə tourist
ɔɪ boy
əʊ show
æ cat
ʌ up
ɑ: far
ɒ on
eə hair
aɪ my
aʊ cow
p pea
b boat
t tea
d dog
ʧ cheese
ʤ June
k car
g go
f fly
v video
θ think
ð this
s see
z zoo
ʃ shall
ʒ television
m man
n now
ŋ sing
h hat
l love
r red
w wet
j yes
The 44 phonemes of Received Pronunciation based on the popular Adrian Underhill layout
adapted by EnglishClub.com

Ramakrishna Mission Vivekananda Centenary College

Rahara, Kolkata 700118
College with Potential for Excellence (CPE)
Accredited by NAAC with Grade A

Department of English Language
Ramakrishna Mission Vivekananda Centenary College, Rahara

Project work in English classroom:

A HELPING HAND

A short film

To illustrate the features and skills of Speaking

By
Satwik Saha
Mahatapa Chakraborty
Santanu Maity
Learner
1st Year 1st Semester
PHYSICS

January 09-01-2022

Declaration:

We declare that we, **Satwik Saha Mahatapa Chakraborty and Santanu Maity** a student of 1st Year 1st Semester of ……PHYSICS……. Department, Ramakrishna Mission Vivekananda Centenary College, Rahara worked on our English project on our own and I used the resources which are mentioned in the bibliography.

……
SATWIK SAHA (R-164)
MAHATAPA CHAKRABORTY(R-141)
SANTANU MAITY(R-148)
PHYSICS (H)
1st Year 1st Semester
RKMVC College
Rahara
……

Acknowledgements

We would like to thank to Mr. Manas Moulic, Asst. Prof. in English, RKMVCC, Rahara, for his invaluable help, advice and patience.
We would also like to thank my family for the support.
We would like to thank to my pupils who took part in the project, for their work and enthusiasm.

Contents

Introduction 5

1. Theoretical part

1.1. About project work
1.1.1 Benefits of communication skills
1.1.1.a Trust
1.1.1.b Increase productivity and engagement
1.1.1.c Problem-solving
1.1.2 Project work in a language classroom 6
1.1.3 The advantages of project work
1.1.4 Benefits to learners
1.1.5 The role of a teacher
1.2. Stages of a project

2. Practical part 7

2.1. Introduction to the project "**Helping hands**"
2.2. Motivation and registration
2.3. The Film " **Helping hands** " 41
2.3.1. Story line
2.3.2. Cast
2.3.3. Technical Specifications

Conclusion

Bibliography 8

Introduction

Learning is incomplete if we can't use the knowledge in addressing situations in real life. The theoretical knowledge can be tested by conducting examinations, similarly practical application can be tested by project work. This particular project show cases the application of speaking skills and communications in English. The subject of the project is a short film titled ***"A HELPING HAND"***
This video of two mins will probably serves the purpose of practical applications of communication skills.

1. THEORETICAL PART

1.1 ABOUT PROJECT WORK

As mentioned earlier project work helps in developing practical skills. This project helps in developing the skills English communications . while working on the project we have to go through numerous rounds of interactions among ourselves which helped us in developing the fluency in English speech. Also during the course of videography we developed skills of interaction with strangers. That helped in developing social skills. So this project served the purpose of assignment and great learning experience for us.

1.1.1. Benefits of communication skills

Here are some of the benefits of effective communication:-

1.1.1.a Trust

The ability to listen to others, discuss options/opinions and embrace conversation demonstrates to others that you are wanting to make the best decisions for your group or business. Communication can also build trust between an employee and their manager as they accomplish tasks, deliver opinions and ideas, and set goals for themselves.

1.1.1.b Increase productivity and engagement

By providing employees with the tools to work confidently so that they know what is expected of them, they will be more likely to engage with their work and workplace as a whole. What's more is that staff who are engaged in their roles and have a good understanding of their duties and responsibilities are less concerned with other workplace issues and distractions and can focus on their tasks at hand, therefore increasing productivity.

1.1.1.c Problem-solving

Communication is one of the most important parts of solving and preventing problems. You should make sure all staff are heard and everyone involved has a chance to speak, and come to a solution that everyone agrees to and resolves the problem.

1.1.2. Project work in a language classroom

Project work captures better than any other activity the two principal elements of a communicative approach. These are a concern for motivation, that is, how the learners relate to the task; and a concern for relevance, that is, how the learners relate to the language. We could add to these a third element: a concern for educational values, that is, how the language curriculum relates to the general educational development of the learner.

1.1.3. Benefits to learners

a. Students become the primary epicentre of learning.
b. Deeper engagement and interaction with learning content.
c. Encouragement of higher order thinking and problem-solving skills.
d. Development of peer and professional networks.
e. Engagement with potential instructors and mentors.

1.1.4. The role of a teacher

Teachers are an integral part of project based learning. In traditional learning a teachers role is just limited to dictation. But in project based learning teacher plays an role or instructor or mentor. Here a teacher doesn't just merely do the process for the student but they instruct on how to do it thus making the student self sufficient which is the real goal of education.

1.2 Stages of a project

a. **Definition:** This is the process of knowing the topic of project. We get a primary idea of the topic.
b. **Initiation:** Here we actively research about the topic and get an rough idea of how things carry out.
c. **Planning:** we plan about the schedule of carrying out the task required for the project. Without proper planning doing project is extremely bad idea.
d. **Execution:** it is the process of properly carrying out the entire operation.

e. **Closure:** it is the final step of project where we correct our mistake and do final changes to the idea.

2.PRACTICAL PART

2.1 Introduction to the project

The story is based on the theme of helping each other. It is title is "*A HELPING HAND"* . it tells us the story about three boys from school and their attitude for helping their friends in problem. We are happy to provide a message to the society of deteriorating compassion to help each other.

2.2 Motivation and registration

The main motivation for these project is our respected teacher Mr manas moulic sir , who included this as apart our project work which serves as the dual purpose for academic assessment and social message.

2.3The film

2.3.1. STORYLINE:

The film opens with two friends (Satwik and Santanu) bidding farewell to each other on their last day of school. But Mahatapa their class mate is ignored. He just stands in a corner and walks away. After 10 years they are well established, Santanu met with an financial crisis , for help he called satwik but he was refused of any help apparently satwik not wiiling to help. Later mahatapa on hearing about santanu helped him as served as a helping hand.

2.3.2. CAST

The people involved in this project are:

i. MAHATAPA CHAKRABORTY (actor and videographer)
ii. SANTANU MAITY (actor)
iii. SATWIK SAHA (actor, editor and director)

A SPECIAL THANKS TO ARYA DEB MUKHOPADHYAY FOR SERVING US WITH HIS SCRIPT AND STORY.

2.3.3. TECHNICAL SPECIFICATIONS

Shot with **Samsung f41 camera.** 64 mp , 4:3 aspect ratio , 30 fps

Edited with vsdc video editor,

CONCLUSION

The project helped us to brush our application skills. We learnt a new skills of video editing and videography we also developed some social skills. We got to know about presentation skills. And most important the is our communication skills and English speaking skills.

BIBLIOGRAPHY

The sources from which we took help are

- www.enwikipedia.org
- www.iste.org
- www.gettingsmart.org
- www.destinationimagination.org

THANK YOU

Ramakrishna Mission Vivekananda Centenary College

Rahara, Kolkata -700118
College with Potential for Excellence(CPE)
Accredited by NAAC with GradeA

Department of English Language
Ramakrishna Mission Vivekananda Centenary College, Rahara

Project working English classroom:

[Helping Hand]
A short film
To illustrate the features and skills of Speaking

By

[Sahin Biswas] Leaner
1st Year 1st Semester
[Botany Department]

January 10, 2022
[Date of Submission]

Declaration:

I declare that I, Sahin Biswas a student of 1st Year 1st Semester of Botany Department ,RamakrishnaMissionVivekanandaCentenaryCollege,Raharaworkedonmy English project on my own and I used the resources which are mentioned in the bibliography.

……

[Signature]
[Name]
1st Year
1st Semester RKMV
C College
Rahara

Acknowledgements

I would like to thank to Mr.Manas Moulic, Asst.Prof. in English, RKMVCC, Rahara, for his invaluable help, advice and patience.
I would also like to thank my family for the support.
I would like to thank to my peoples who took part in the project,for their work and enthusiasm.

Contents

Introduction 5

1. Theoreticalpart 6-8

1.1. Aboutprojectwork
1.1.1 Pedagogicalreferences of project work 6
1.1.1.a WhatisSpeakingasaLanguageSkill
1.1.1.b Thefour elements of speaking skills 6
1.1.1.c Whyarespeaking skills important to learn 6
1.1.2 Projectwork in a languageclassroom 7
1.1.3 Theadvantages ofproject work 7
1.1.4 Benefitsto learners 7
1.1.5 Theroleofateacher 7
1.2. Stagesof aproject 8

2. Practicalpart 8-13

2.1. Introductionto theproject "[Helping Hand]" 8
2.2. Motivation 8
2.3. TheFilm "[HelpingHand]" 9
2.3.1. Story line 9
2.3.2. Cast 9
2.3.3. TechnicalSpecifications 10

Conclusion 10

Resumé 11

Bibliography 12-13

Introduction

Speaking skills are one of the most important skills we learn, as they allow usto communicate with others and express our thoughts and feelings. It allows tous to communicate with others and express our feelings and thoughts. It allowsto form connections, influence decisions, and motivate change. Withoutcommunication skills, the ability to progress in the working world and in life,itself, would be nearly impossible. So our teacher decided to project withspeaking skills. There are two parts in this project.1st is theoretical part and 2nd one is practical part. In the theoretical part we will know about speaking skills.What is this and how it is beneficial for us. We will improve our pronunciation,we will know the advantages of project work. When we get a little deeperknowledge about speaking skills then we come to the practical part. In thispractical part we will make a short film to improve our speaking skills on thebasis ofhelpinghand.

1. Theoretical part

1.1 Aboutprojectwork

1.1.1 Pedagogical references of projectwork

A Pedagogical project is a proposal for a lesson plan submitted by astudent preparing to become a teacher. The finished project showcases thestudent's ability to prepare a coherent and appropriate education plan thatincludesclearly outlined goals andmeasuresdeterminetheoutcome.

1.1.1.a What is speaking as a language skill

Speaking skills are defined as skills which allow us tocommunicate effectively. Speaking is the delivery of language through themouth. To speak, we create sounds using many parts of our body, including thelungs, vocal tract, vocal chords, tongue, teeth, and lips. Speaking is the secondfourlanguageskills,whichare:

1.Listning
2.Speakin3
.Reading4.
Writing

1.1.1.b The four elements of speaking skills

a. **vocabulary**
b. **Grammar**
c. **pronunciation**
d. **Fluency**

1.1.1.c Why are speaking skills important to learn

Speaking skills are one of the most important skills we learn, asthey allow us to communicate with others and express our thoughts and feelings.Speaking skills can be separated into **formal** and **informal**

skills, and we use both types of speaking skills in a variety of contextsthroughout life.

- Informalspeakingistypicallyusedwithfamilyandfriends,orpeople youknowwell.
- Formal speaking occurs in business or academic situations ,orwhenmeetingforthe firsttime.

1.1.2 Project working a language classroom

Project work is work which focuses on completing a task. A group ofteenagelearnersworkonaprojecttoprotecttheenvironment.Projectworkmayprovide many opportunities to meet a variety of learning aims but it requiresstrong classroom managementskills**.**

1.1.3 The advantages of project work

Project based learning not only provide opportunities for students tocollaborate or drive their own learning, but it also teaches them skillssuchasproblemsolving,andhelpstodevelopadditionalskillsintegraltotheirfuture,such as critical thinking andtimemanagement.

1.1.4 Benefits to learners

Project based learning emerges as a model that meets the needs ofbothleadersand learnersinteachingandlearningaforeignlanguageeffectively. Project based learning drives teaching and learning processmotivates and develops learner creativity. In this project work I learn sometechnicaltheory,improvemypronunciationbyspeakingandspeakEnglishwith emotionsthatwillbeveryhelpfulinmynextlife.

1.1.5 The role of a teacher

In project work teacher has an important role. At first he select a very interest and wonderful project topic for us and share among us.Then he described that topic in a deep way so that we can understand the topic very

well.Heguidesusin everystep sothat wecan makeabeautifulprojectwork.

1.1.6 Stagesofaproject

In this project work, at first I write a script on the basis ofhelping hand. Then I found Dip as a partner into this dialogue. I explained this script and shared with him and convinced to take part into this shortfilm. Atlast we captured the film with the help of Arpan ,another friend.

2. Practical part

2.1 Introduction to the project "HELPING HAND"

In the theoretical part we know and understand about speakingskills.This time we made a short film to implement that theory.This is about helping hand. In this part we will use speaking skill. Here we learn how to speak with emotions.

2.2 Motivation

Although we all of us know that better speaking and better writingin English is very beneficial for us. So when our teacher told us to make a shortfilm I did not get any clue or hint for my shortfilm.

But next day I got an idea. We all know that in this covid situation some students find it difficult to purchase a lot of new books as it cost a lot. So I made a short film about that topic and trying to show the solution to this problem.

2.3 The Film“ Helping hand”

In this film a student was looking depressed as he was not able to buy so many new books for the college as the price was too high. So his friend met him and asked about his problem. The student told him his problem and by listening his problem he helped him by suggesting some alternative ways. He told that nowadays students have access to lot of pdfs of books and they are also free, so he can get those pdf Or else he can buy second hand books from college street where he can get the books at much lesser price. The student was now happy and thanked his friend for his help.

2.3.1 Storyline

In this film a student was looking depressed as he was not able to buy so many new books for the college as the price was too high. So his friend met him and asked about his problem. The student told him his problem and by listening his problem he helped him by suggesting some alternative ways. He told that nowadays students have access to lot of pdfs of books and they are also free, so he can get those pdf Or else he can buy second hand books from college street where he can get the books at much lesser price. The student was now happy and thanked his friend for his help.

2.3.2 Cast

Acting character	Real name
Helping Person	Sahin Biswas
The student	Dip Mukherjee

Technical specifications

- Capture the short film on an android mobile**.(InfinixHot10S)**
- AMobilestand

Conclusion

At the end of our project I realized that the purpose of our project is toillustrate the features of speaking. I have tired to improve speaking skillsthrough short film. Lastly the project is very important for me. Through this I have came to know many unknown things that will be very useful to me in the future.

RESUME

1		Name	Sahin Biswas
2		Father's Name	Sujit Biswas
3		Date OfBirth	22.02.2004
4		Address	88, H. N. Mukherjee Road, New Barrackpore, Kolkata-700131
5		Ph No	8777825664
6		Email	Sahinb220204@gmail.com
7		Marital Status	Unmarried
8		Religion	Hindu
9		Nationality	Indian
10		Education Qualification	B.Sc(Honours) 1st semester
11		ExtraQualification	Reading story book

BIBLIOGRAPHY

(Whatis Speaking?,n.d.)

References

What is Speaking? (n.d.). Retrieved from English Club: https://www.englishclub.com/speaking/what-is-speaking.htm

(ProjectWork,n.d.)

References

Project Work. (n.d.). Retrieved from Teaching English:https://www.teachingenglish.org.uk/article/project-work#:~:text=Project%20work%20is%20work%20which,how%20to%20protect%20the%20environment.

What is Speaking? (n.d.). Retrieved from English Club: https://www.englishclub.com/speaking/what-is-speaking.htm

(Poth,n.d.)

References

Poth, R. D. (n.d.). *Project-based Learning*. Retrieved from EasyBib:https://www.easybib.com/guides/project-based-learning-benefits-students/

Project Work. (n.d.). Retrieved from Teaching English:https://www.teachingenglish.org.uk/article/project-work#:~:text=Project%20work%20is%20work%20which,how%20to%20protect%20the%20environment.

What is Speaking? (n.d.). Retrieved from English Club: https://www.englishclub.com/speaking/what-is-speaking.htm

(Pham,n.d.)

References

Pham, T. (n.d.). *Project based learing*. Retrieved from ResearchGate:https://www.researchgate.net/publication/331071691_PROJECT-BASED_LEARNING_FROM_THEORY_TO_EFL_CLASSROOM_PRACTICE

Poth, R. D. (n.d.). *Project-based Learning*. Retrieved from EasyBib:https://www.easybib.com/guides/project-based-learning-benefits-students/

Project Work. (n.d.). Retrieved from Teaching English:https://www.teachingenglish.org.uk/article/project-work#:~:text=Project%20work%20is%20work%20which,how%20to%20protect%20the%20environment.

What is Speaking? (n.d.). Retrieved from English Club: https://www.englishclub.com/speaking/what-is-speaking.htm

Ramakrishna Mission Vivekananda Centenary College

Rahara, Kolkata 700118
College with Potential for Excellence (CPE)
Accredited by NAAC with Grade A

Department of English Language
Ramakrishna Mission Vivekananda Centenary College, Rahara

Project work in English classroom:

HELPING HAND

A short film

To illustrate the features and skills of Speaking

By
TATHAGATA DE
STUDENT
1st Year 1st Semester
Chemistry Department

Date of Submission:- 08/01/2022

Declaration:

I declare that I, Tathagata De a student of 1st Year 1st Semester of Chemistry Department, Ramakrishna Mission Vivekananda Centenary College, Rahara worked on my English project on my own and I used the resources which are mentioned in the bibliography.

Tathagata De
1st Year 1st Semester
Chemistry Department
Roll No:-213
RKMVC College
Rahara

Acknowledgement

I would like to thank to Mr. Manas Moulic, Asst. Prof. in English, RKMVCC, Rahara, for his invaluable help, advice and patience.
I would also like to thank my family for the support.
I would like to thank to my pupils who took part in the project, for their work and enthusiasm.
I would also like to thank Sayantan Manna, Supriyo Deb and Ashis De for their immense support and help.Without their presence,this project wouldn’t have been possible.

Page

Contents

Introduction 5

1. Theoretical part

1.1. About project work
1.1.1 Pedagogical references of project work
1.1.1.a What is Speaking as a Language Skill
1.1.1.b Types of Speaking Skills 6
1.1.1.c Uses of Speaking Skills 7
1.1.2 Project work in a language classroom 8
1.1.3 The advantages of project work
1.1.4 Benefits to learners 9
1.1.5 The role of a teacher
1.2. Stages of a project

2. Practical part

2.1. Introduction to the project "Helping Hand"
2.2. Motivation and registration
2.3. The Film "Helping Hand" 10
2.3.1. Story line
2.3.2. Cast
2.3.3. Technical Specifications

Conclusion 11

Resumé 12

Bibliography 14

Appendix 15

Introduction

The ability to speak confidently and fluently is something which children will develop during their time at school, and something that will help them throughout their life.Speaking skills are defined as the skills which allow us to communicate effectively. They give us the ability to convey information verbally and in a way that the listener can understand.

After getting this project from our respected Manas Sir,all of us were quite excited about the film as possibly for everyone this was the first time to get involved in a film.I feel this as a great way to promote speaking skills through a film.We tried to execute and implement our plans to the utmost level and had tried our level best to make this project a success.

1.Theoretical part:-

1.1 About Project Work

1.1.1 Pedagogical References of the Project Work

1.1.1.a What is Speaking as a Language Skill

Speaking is the delivery of language through the mouth. To speak, we create sounds using many parts of our body, including the lungs, vocal tract, vocal chords, tongue, teeth and lips. Speaking is the second of the four language skills, which are:

1. Listening
2. ***Speaking***
3. Reading
4. Writing

In our own language, speaking is usually the second language skill that we learn.

This vocalized form of language usually requires at least one listener. When two or more people speak or talk to each other, the conversation is called a "dialogue". Speech can flow naturally from one person to another in the form of dialogue. It can also be planned and rehearsed, as in the delivery of a speech or presentation. Of course, some people talk to themselves! In fact, some English learners practise speaking standing alone in front of a mirror. Speaking is probably the language skill that most language learners wish to perfect as soon as possible. It used to be the only language skill that was difficult to practise online. This is no longer the case. English learners can practise speaking online using voice or video chat and services like Skype. They can also record and upload their voice for other people to listen to.

1.1.1.b Types of Speaking Skills

Speaking can be formal or informal:

- Informal speaking is typically used with family and friends, or people you know well.
- Formal speaking occurs in business or academic situations, or when meeting people for the first time.

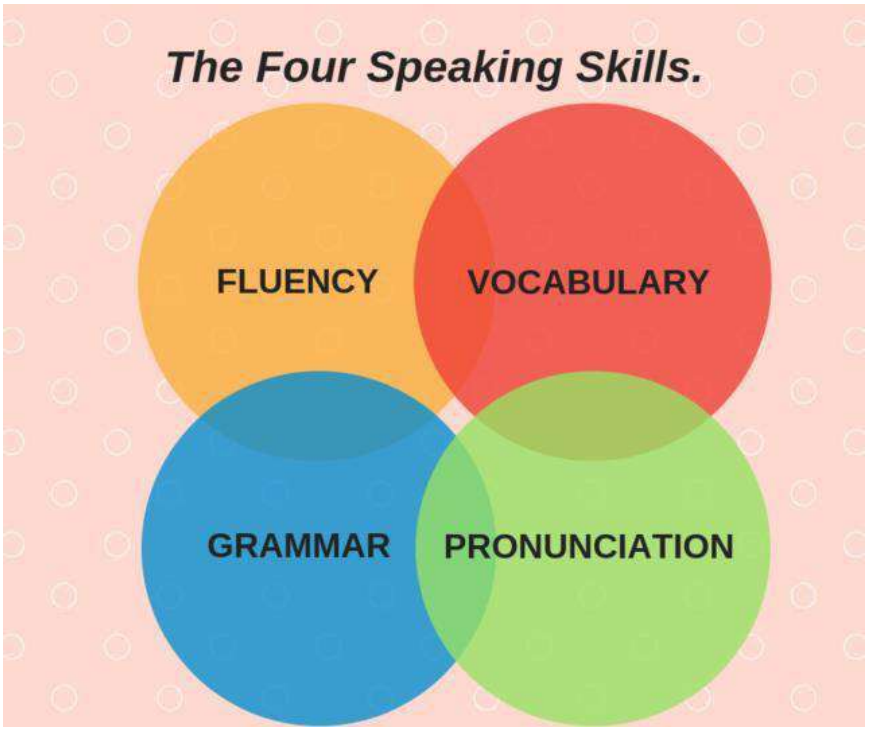

It is a common desire for all of us to speak a second language well. To do this we need to know what skills are required to become a good speaker. This short article will help you to understand four important skills that you need to develop:

1. FLUENCY. Fluency is about how comfortable and confident you are in speaking English. If you can speak for an extended period of time, that is an indicator of strong fluency. It is also about showing a clear connection between each point that you are trying to make. This skill means that the listener can follow what you are saying and does not get lost.
2. VOCABULARY. Of course, if you don't have the words to say what you want to say, then you cannot say it. Being a good speaker means constantly growing you're vocabulary. The more interesting words you know, the stronger your speaking skills. The best way to grow your vocabulary is to read in English and make a note of any new words that you encounter in a vocabulary notebook.
3. GRAMMAR. The dreaded G word! Grammar does matter and the fewer mistakes you make, the better your speaking skill will be. However, do not worry about making mistakes either! A good speaker does not have to use perfect grammar. Certainly, though, it is a good idea to make sure that you have mastered the major tenses.
4. PRONUNCIATION. Pronunciation is a complex area, with a lot of sub skills that can be practiced. The basic rule of thumb is that an average speaker can speak and be understood. A skilled speaker can use the sub skills of pronunciation to

emphasise and make the communicative effect of their speech more impactful. The sub skills of pronunciation include: word and sentence stress, intonation, rhythm and the use of the individual sounds of a language. A good way to practice your pronunciation is to copy! Simply listen to how someone with good pronunciation speaks, and try to imitate them as closely as possible.

1.1.1.c Uses Of Speaking Skills

i) Career advancement

Effective speaking skills can help with career advancement, as they indicate creativity, critical thinking skills, leadership abilities, poise, and professionalism, qualities which are very valuable for the job market.

Speaking at events and conferences is a good way of building credibility. The more well known the event the better, as you can add these speaking achievements to your resume.

Speaking can also help you stand out at work. You'll learn to speak up in meetings, to promote your ideas, and to present yourself as a professional. Speaking skills can also help you excel in job opportunities.

After speaking at a few events, people will remember you and begin to see you as an authoritative figure on your area of expertise. You'll find yourself getting new client and business from people who watched you speak. All sorts of new business and speaking opportunities will open up for you.

ii) Boost confidence

Speaking can significantly boost your confidence. Overcoming the fears and insecurities that accompany speaking is empowering. Furthermore, connecting with audiences can be a strong reminder that you have valuable insights and opinions to share with the world.

Your confidence levels will grow as you go from speaking to small groups of people up to large audiences. This will benefit us not just on stage, but in everyday life as well, whether it be in a meeting or on a date.

A study by North Carolina Cooperative Research of people aged 9 to 18 who participated in a speaking program found that speaking increased confidence. The study found that meeting a goal was an important factor when it came to increasing the students confidence.

While the nervousness that comes with speaking in front of a crowd won't entirely disappear, it will teach us how to deal with our fears and turn our weakness into strength.

iii) Critical thinking

Public speaking is an excellent way to build critical thinking skills. Writing a speech requires a great deal of careful thought, from the audience analysis to

the closing sentence. It's not enough to have a message, you also need to figure out how to tailor the message to fit the needs of your audience.

How can you make your points relevant to your listeners? How can you help the audience understand your views? If you start thinking critically about your speaking style, you may find ways to improve your general communication style at home and at work.

iv) Build leadership skills

If you let others do your talking for you in the past or found it hard to express what you wanted to say, that will fade. Not only will you be able to fluently speak your mind but you'll find yourself doing it for others too.

In standing up and speaking in a way that is powerful, you're speaking in a way that will change people's minds about something. If you're able to master that skill, changing hearts and minds and learning how to persuade, you will be already honing one of the major aspects of leadership.

If you're able to do it in public to a group of people, chances are you'll be able to do it in a more individualized setting. Leaders require the capacity to drive change, public speaking skills are vital in learning that ability.

v) Develop your vocabulary and fluency

You'll know the effect of the words you choose to express your message and you'll also know they need to be different for different audiences. As well as having a flexible vocabulary, you'll no longer use common filler words we hear in everyday conversation indicating that the speaker may be unsure about what they're saying or anxious about speaking.

1.1.2 Project Work in a language classroom

We had been given this project in our language classroom by our respected Manas Sir.After getting this project,we were super excited as for most of us this was our debut film.So,we discussed among ourselves regarding this project work and decided to help each other in every aspect.So,then we wrote the script for our film and shot the film in our locality.

1.1.3 Advantages of Project Work

Our project "HELPING HAND" is really helpful for us.In order to make the script,I had to go through a lot of books,online blogs and other writing

pieces.So,it helped us in increasing our vocabulary,knowledge and improving our interest towards English Language.

1.1.4 Benefits To Students

My film “Helping Hand” really helped us in improving my speaking and listening skills.Some other attributes like critical thinking and time management were also very important in making this film.Students going through this project as a sample will find the real importance of speaking in our daily,personal and professional life.

1.1.5 Role Of a Teacher

Our respected Teacher Mr. Manas Moulic, Asst. Prof. in English was truly an inspiration in making this project a success. He was there to help us from the start till the end. He thoroughly made us understand about the key elements that must be there in the film and also he told us about the total format of our project.

1.2 Stages of the Project

The Stages of the Project are:-

i. Understanding the Concept

ii. Proper Planning

iii. Execution/Input

iv. Result/Output

2. Practical part

2.1 Introduction To the Project-“Helping Head’’

The Project was given in the language classroom and naturally after listening to the project we all were very excited.So,we tried our level best to make this project a success and it’s really a great gesture in promoting the uses of speaking skills.

2.2 Motivation and Registration

As the film was shot in Winters, so I thought to keep that as one of the main element in this film.We all know that during this winter season many helpless people roam around the footpath.They shiver in cold but due to financial constraints they are unable to buy winter garments.This particular element inspired me to go ahead with this theme.

2.3 The Film

2.3.1 Story Line

The Central Protagonist of this film is a college going boy.He becomes very happy when his father offers him some money to buy lunch from the canteen as this being one of very rare occasions that his father gives him money.So,he wears his jacket and heads towards college.But on the way he meets a helpless person who was shivering in cold.After looking at the condition of the young helpless man,he was very upset.So, how he reacts to the situation and what he does next will melt anyone's heart.He Sacrifices his little happiness to bring smile on the helpless man's face.He doesn't care what his elders will say to him about that matter.So,this is the central theme and story line of this film.

2.3.2 Cast

a) College Student:- Tathagata De

b) Helpless Person:- Sayantan Manna

c) Father of College Student:- Ashis De

2.3.3 Technical Specifications

- i)Camera Used: Samsung Galaxy M31, Quad Camera Setup - 64MP (F1.8) Main Camera +8MP (F2.2) Ultra Wide Camera +5MP(F2.2) Depth Camera +5MP(F2.4) Macro Camera and 32MP (F2.0) front facing Camera

- ii)Editing Software Used: VN Editor

Conclusion

So, it was a great experience to work on this project and to work under Mr. Manas Moulic,Asst. Prof.,Department of English,RKMVCC Rahara.This a great gesture to promote speaking skills through a short film.We gathered a lots of knowledge by surfing internet,going through books etc.Also,we get to understand about humanity.

RESUME

Personal Info

Nabagram,Konnagar,Hooghly,W.B
7003598060
detathagata719@gmail.com
https://twitter.com/tathagata_rivu

NAME:–TATHAGATA DE

Father's Name:- Ashis De

Mother's Name:- Papia De

HomeTown:-Konnagar

Date Of Birth:-09/10/2003

Place Of Birth:-Kenduapara,Bankura,W.B

Education

SECONDARY | TECHNO INDIA GROUP PUBLIC SCHOOL,KONNAGAR

02/04/2015 – 19/05/2019

Class 7:- CGPA-9.8

Class 8:- CGPA-10

Class 9:- Percentage-93.5%

Class 10:-Percentage-95.4%

HIGHER SECONDARY | NABAGRAM VIDYAPITH

10/07/2019 – 23/07/2021

Class 11:-Percentage-84.25%

Class 12:-Percentage-91.4%

HIGHER STUDIES|COLLEGE

NAME OF THE INSTITUTE:-RAMAKRISHNA MISSION VIVEKANANDA CENTENARY COLLEGE,RAHARA,KOLKATA-700118
COURSE:-B.Sc HONOURS

SUBJECT:-CHEMISTRY

Bibliography

BARNARD, D. (2017, August 18). *VIRTUAL SPEECH*. Retrieved January 04, 2022, from What are the benefits of Public Speaking: https://virtualspeech.com/blog/what-are-the-benefits-of-public-speaking

Carroll, L. (2018, 12 04). *English Club*. Retrieved 01 04, 2022, from What is Speaking: https://www.englishclub.com/speaking/what-is-speaking.htm

Rifai, I. (2017, 06 12). *BINUS UNIVERSITY FACULTY OF HUMANITIES*. Retrieved 01 04, 2022, from THE FOUR SPEAKING SKILLS: https://english.binus.ac.id/2018/10/11/the-four-speaking-skills/#

Credits

Music Used:-

1. Over the Horizon(Samsung)
2. Cinematic Motivational Piano(VN Editor)

3.The Inspirational(VN Editor)

APPENDIX

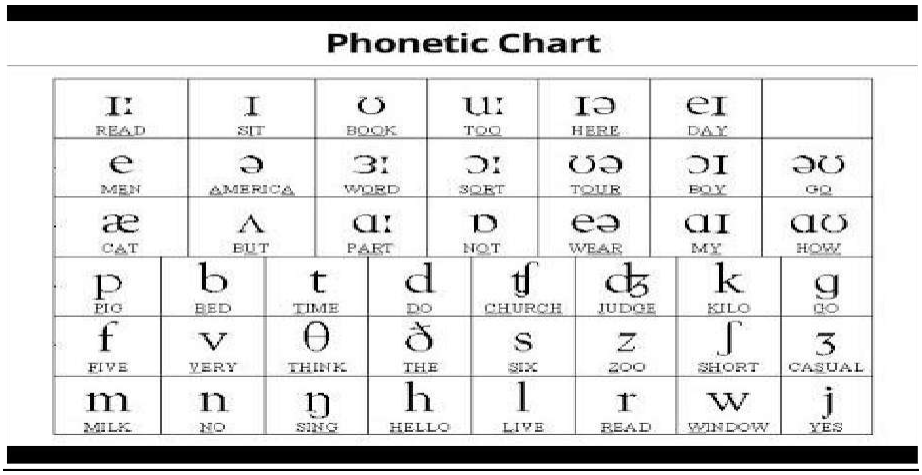
Phonetic Chart
iː READ
ɪ SIT
ʊ BOOK
uː TOO
ɪə HERE
eɪ DAY
e MEN
ə AMERICA
ɜː WORD
ɔː SORT
ʊə TOUR
ɔɪ BOY
əʊ GO
æ CAT
ʌ BUT
ɑː PART
ɒ NOT
eə WEAR
ɑɪ MY
ɑʊ HOW
p PIG
b BED
t TIME
d DO
ʧ CHURCH
ʤ JUDGE
k KILO
g GO
f FIVE
v VERY
θ THINK
ð THE
s SIX
z ZOO
ʃ SHORT
ʒ CASUAL
m MILK
n NO
ŋ SING
h HELLO
l LIVE
r READ
w WINDOW
j YES

RAMAKRISHNA MISSION VIVEKANANDA CENTENARY COLLEGE

RAHARA, KOLKATA-700 118

COLLEGE WITH POTENTIAL FOR EXCELLENCE (CPE)

ACCREDITED BY NAAC WITH GRADE-„A"

DEPARTMENT OF MATHEMATICS

RAMAKRISHNA MISSION VIVEKANANDA CENTENARY COLLEGE, RAHARA

PROJECT WORK IN ENGLISH CLASSROOM:

"HELPING HAND OF FRIEND"

A SHORT FILM

TO ILLUSTRATE THE FEATURES AND SKILLS OF SPEAKING

BY

INDRANIL GHOSH

STUDENT

1st YEAR, 1st SEMESTER

MATHEMATICS

JANUARY 5, 2022

Declaration:

I, Indranil Ghosh, a student of 1st year, 1st semester of Mathematics Department, Ramakrishna Mission Vivekananda Centenary College, Rahara, declare that I worked on my English Project on my own.

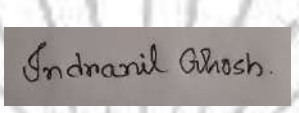

INDRANIL GHOSH

Student of

1st year, 1st semester, Roll No. 320

Mathematics Department

R.K. Mission Vivekananda Centenary College, Rahara.

Acknowledgements:

I would like to thank Mr. Manas Moulic, Assistant Professor of English, RKM Vivekananda Centenary College, Rahara, for his invaluable help, guidance, advice and patience.

I would like to thank my family members for their active support.

I would also convey my special thanks to my friend who helped me a lot in completing my project work.

Indranil Ghosh

Student of

1st year, 1st semester, Roll No. 346

Reg no-A01-1152-113-036-2021

Mathematics Department

R.K. Mission Vivekananda Centenary College, Rahara,

Contents

Introduction 5

1. Theoretical Part 5-6

1.1 About Project Work 5

1.1.1 What is speaking as language skill 5

1.1.2 Project Work in a language class-room 5

1.1.3 The advantages of Project Work 5

1.1.4 Benefits to learners 5

1.1.5 The role of a teacher 6

1.2 Stages of a project 6

2. Practical Part 6-7

2.1 Introduction to the project "Helping hand of friend" 6

2.2 Motivation and registration 6

2.3 The film "Helping hand of friend" 6

2.3.1 Storyline 6

2.3.2 Cast 6

2.3.3 Technical specifications 7

Conclusion 7

Resume 7

Bibliography 8

Appendix 8

Introduction:

The project of this film is a work of art. It helps us to improve our speaking skills, body language, eye expression, etc. It teaches us how to communicate with others. It is helpful for our own improvement.

1. Theoretical Part:

1.1 About Project Work:

The Project Work is based on a short film. But film making is not the main purpose. This project improves our speaking skills, body language, expressions. This is a practical communication. In this work, there is a topic and we have acted according to the topic.

1.1.1 What is speaking as language skill:

Speaking is the delivery of language through the mouth. To speak, we create sounds using many parts of our body, including the lung, vocal tract, vocal chords, tongue, teeth and lips. Speaking is the second of the four language skills which are listening, speaking, reading and writing.

1.1.2 Project work in a language class-room:

Project Work is a work which focuses on completing a task. A group of teenage learners work on a project to develop a series of posters

on how to protect the environment. Project work may provide many opportunities to meet a variety of learning aims but it requires strong class-room management skills.

1.1.3 The advantages of Project Work:

When working on a project, students learn to manage obstacles more effectively, often learning from failure and making adjustments until they are satisfied with their work. Students learn how to manage projects and assignments more efficiently.

1.1.4 Benefits to learners:

- Deeper engagement and interaction with learning content.
- Encouragement of higher order thinking and problem-solving skills.
- Development of peer and professional networks.
- Engagement with potential employers and career mentors.

1.1.5 The role of a teacher :

The Project Work provides a context in which the teacher can encourage learners to apply their growing academic skills in purposeful ways. The teacher has an important part in the initiation, implementation and culmination of projects.

1.2 Stages of a project:

- Definition
- Initiation
- Planning
- Execution
- Monitoring and control
- Closure

2. Practical part:

2.1 Introduction to the Project, "Helping hand of friend":

The topic of the Project is 'Helping hand'. It teaches us how to express the reaction, our body language, our speaking. In this Project, we act like helping others. It teaches us to help others in times of need.

So, the title is "Helping hand of friend".

2.2 Motivation and registration

To do any project, at first we want motivation and registration. In this Project, our Assistant Professor of English helped me a lot and guided me. He always motivates us. My family members also played a very important role in this matter. They also motivated and supported me to start and complete the Project.

2.3 The film "Helping hand of friend":

The topic of the film is "Helping hand of friend." Here a student is helping another student in time of need.

2.3.1 Storyline:

A poor student has got promotion to the higher class. But he is suffering from buying books as his father has become jobless due to Lockdown declared by the Government to fight against the spread of COVID-19. In such a situation, another student who studies in the upper class decides to help him by supplying his old books and he does this. After getting the books, the poor student looks happy and he thanks his friend for such help.

2.3.2 Cast:

- Indranil Ghosh(Me)

- **Souvik Ghosh (My Friend)**
- **Jagananda Paik (My friend)**

2.3.3 Technical specifications:

Cameramamn:	**Souvik Ghosh, Jagananda Paik.**
Camera :	**Samsung galaxy M31.**
Script:	**Indranil Ghosh.**
Editing:	**Indranil Ghosh.**
Editing platform:	**YouCut Video Editor.**

Conclusion:

From the project we learn speaking skills, body language, eye expression, throwing of dialogues, etc. It helps us to improve ourselves in body gesture. So, the project is so useful for us.

Resume:

I, Indranil Ghosh, a student of 1st year, 1st semester (Mathematics Department) of RKM Vivekananda Centenary College, Rahara. In the past I never did such a project. This is my first film and I tried my best. This is totally a new experience for me, but it is amazing.

Bibliography:

The source of my project is internet, project's pdf and English communication books.

Appendix:

This project of art is amazing. It does not depend on our writing. It depends on how we act or react. To make this film named "Helping hand of friend" is really an excellent experience for me.

Ramakrishna Mission Vivekananda Centenary College

Rahara, Kolkata 700118

College with Potential for Excellence (CPE)

Accredited by NAAC with Grade A

Department of English Language

Ramakrishna Mission Vivekananda Centenary College, Rahara

Project work in English classroom:

Helping Hand

A short film to illustrate the features and skills of Speaking

By

Riddhi Bhattacharyya
1st Year 1st Semester
Roll: 328
Department: Mathematics

Samyabrata Bose
1st Year 1st Semester
Roll: 706
Department: Computer Science

Debjit Dey
1st Year 1st Semester
Roll:722
Department: Computer Science

10th January, 2022
[Date of Submission]

Declaration:

We declare that We, **Riddhi Bhattacharyya**, a student of 1st Year 1st Semester of **Mathematics** Department, **Samyabrata Bose**, a student of 1st Year 1st Semester of **Computer Science** Department & **Debjit Dey**, a student of 1st Year 1st Semester of **Computer Science** Department of **Ramakrishna Mission Vivekananda Centenary College, Rahara** worked on our English project on our own and we used the resources which are mentioned in the bibliography.

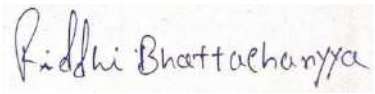





……..... …… ……

[Signature]
Riddhi Bhattacharyya
1st Year 1st Semester
Roll:328

[Signature]
Samyabrata Bose
1st Year 1st Semester
Roll:706

[Signature]
Debjit Dey
1st Year 1st Semester
Roll:722

Dept: Mathematics

Dept: Computer Science

Dept: Computer Science

RAMAKRISHNA MISSION VIVEKANANDA CENTENARY COLLEGE, RAHARA

Acknowledgements:

We would like to thank to Mr. Manas Moulic, Asst. Prof. in English, RKMVCC, Rahara, for his invaluable help, advice and patience.

We would also like to thank to our family for the support.

We would like to thank to my pupils who took part in the project, for their work and support.

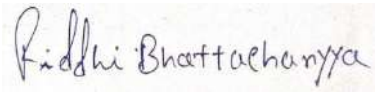





…….....	…..……	……
[Signature]	[Signature]	[Signature]
Riddhi Bhattacharyya	Samyabrata Bose	Debjit Dey
1st Year 1st Semester	1st Year 1st Semester	1st Year 1st Semester
Roll:328	Roll:706	Roll:722
Dept: Mathematics	Dept: Computer Science	Dept: Computer Science

RAMAKRISHNA MISSION VIVEKANANDA CENTENARY COLLEGE, RAHARA

◇ Contents ◇

Introduction 4

1. Theoretical part..... 4

1.1 About project work 4
1.1.1 Pedagogical references of project work 4

1.1.1.a What is Speaking as a Language Skill..... 4

1.1.1.b Types of Speaking skill 4

1.1.1.c Importance of Speaking skill 4

1.1.2 Project in a Language classroom 4

1.1.3 The advantages of project work 4

1.1.4 Benefits to learners..... 5

1.1.5 The role of a teacher 5

1.2 Stages of project 5

2 Practical part 5

2.1 Introduction to the project “Helping Hand” 5

2.2 Motivation & Registration 5

2.3 The Film “Riding the Bicycle” 6

2.3.1 Story line 6

2.3.2 Cast 6

2.3.3 Technical Specifications.....6

Conclusion 6

Resume 7-9

Bibliography 10

◇ Introduction ◇

Introduction is the first parameter for the upheavals of the next probable content that the project would contain. The Project work is all about a short film given by our AECC teacher.

1. Theoretical Part:

1.1 About project work:

Project is a work which focuses on completing a task. Project work normally involves a lot of resources – time, people, materials and learners practise a range of skills and language systems. Projects are an integral part of the education system, that is constantly evolving with technological development.

1.1.1 Pedagogical references of project work:

1.1.1a What is Speaking as a Language Skill:

Speaking is the delivery of language through the mouth. To speak, we create sounds using many parts of our body, including the lungs, vocal tract, vocal cords, tongue, teeth and lips. It allows us to communicate effectively. These skills give us the ability to convey information verbally and in a way that the listener can understand.

1.1.1.b Types of Speaking skills:

• Fluency • Vocabulary • Grammar • Pronunciation

1.1.1.c Importance of Speaking skill:

Speaking skills hold a special place of value. Good speakers are also good writers for they would have written several drafts of each speech. Good speakers are also those who can connect and empathize with people.

1.1.2. Project work in the Language Classroom:

The Project in language classroom offers dynamic and interactive session. Mr. Manas Moulic sir has asked us to do a short film as a part of AECC project work.

1.1.3. The advantages of project work:

When working on a project, students learn to manage obstacles more effectively, often learning from failure and making adjustments until they're satisfied with their work. It promotes such important skills as group work, autonomous learning, self-assessment skills, time planning, project work or oral and written expression skills. It improves student motivation, which translates into better academic performance and greater persistence in the study.

1.1.4. Benefits to learners:

Project work not only provides opportunities for students to drive their own learning, but also teaches them skills such as problem solving and helps to develop additional skills integral to their future, such as critical thinking and time management. It enables students to explore new subjects and deepen their understanding of difficult concepts.

1.1.5. The role of a teacher:

Project work provides a context in which the teacher can encourage learners to apply their growing academic skills in purposeful ways. Our teacher, Mr. Manas Moulic has an important part to play in the initiation, implementation and culmination of projects. He has delivered classroom instruction that helps us a lot.

1.2 Stages of a project:

At first, our teacher gave us a topic 'Helping Hand', on which we have to make a short film. Then we organized technical requirements, developed a detailed project schedule and created a communication plan. It was decided to shoot the scenes on our lane & in Riddhi's home. After the shoot, we edited the video and send it to our teacher.

2. Practical part:

2.1 Introduction to the project "Helping Hand":

The 'Helping Hand' Project aims to raise hand to help others whenever they need. A person's most useful asset is not only the head full of knowledge, but also a hand willing to help. Helping others is thought to be one of the best ways that people create, maintain, and strengthen their social connections.

2.2 Motivation & Registration:

Lending a helping hand can be one of the best things one person can do for another. Gradually, when I went to my friend's home, I noticed him fixing a fan but couldn't. So I gave my helping hand to him.

2.3 The Film "Riding the Bicycle":

2.3.1 Story line:

The three co-actors were taking a walk on a sunny morning & talking. Suddenly, Riddhi told Samyabrata that he is getting so much fat and cycling would be better for his health. But

Samyabrata can't ride bicycle and he also fear to ride bicycle. So Debjit told him to try with his cycle and both he and Riddhi began to teach him how to ride a bicycle. When Samyabrata was riding the cycle with their help, they let him go so that he could grow up confidence cycling alone. But when Samyabrata saw that no one was with him he fell from the bicycle. Other two helped him to stand and they took him to Riddhi' s home which was nearby. They completed the first aid treatment of Samyabrata there and continued to teach him cycling (Not shown in the film). After one month of their effort, Samyabrata learn to ride bicycle.

2.3.2 Cast:

In the short film 'Riding the Bicycle', there are three persons who acted in it. They are we, Riddhi Bhattacharyya, Samyabrata Bose & Debjit Dey.

2.3.3 Technical Specifications:

To make this short film, we have used Realme 6 phone with high resolution camera. Then edited the video in Inshot app. Our friend Sounarva Bardhan helped us in videography.

◇ Conclusion ◇

In conclusion, I have to admit that it was a wonderful and learning experience for me while working on this project. The Project took me through the various phases of project development and gave me real insight into speaking skills. It has also boosted my confidence up to communicate efficiently. I really enjoyed each and every bit of this project.

RIDDHI BHATTACHARYYA

CONTACT

@ riddhibhattacharyya80@gmail.com

9123859292

70/1/1/1,Babu Para Road,PO+PS:Bhatpara, North 24 Parganas, PIN-743123

PERSONAL DETAILS

Date of Birth	:	23/01/2004
Marital Status	:	Unmarried
Nationality	:	Indian
Father	:	Sumit Bhattacharyya
Mother	:	Sukla Bhattacharyya
Gender	:	Male

SKILLS

1)Basic Knowledge in Computer 2)CCNA essentials 3)Networking 4)NPT 5)Photography 6)Video editing 7)Desicion making 8)Management skills

LANGUAGES

Bengali, English, Hindi

INTERESTS

Sports, Movies,Travel,Games

ACHIEVEMENTS & AWARDS

Champion of Inter School Football Competition

OBJECTIVE

To achieve high career growth through a continuous learning process and keep myself dynamic, visionary and competitive with the changing scenario of nation.

EXPERIENCE

Fresher

-

EDUCATION

Ramakrishna Mission Vivekananda Centenary College, Rahara
Present
B.Sc Honours (Mathematics) - 1st Year

Bhatpara Amarkrishna Pathsala (H.S.)
2021
Higher Secondary Examination
86.2%

Bhatpara Amarkrishna Pathsala (H.S.)
2019
Secondary Examination
82.29%

Riddhi Bhattacharyya

RIDDHI BHATTACHARYYA

SAMYABRATA BOSE

CONTACT

@ samyabratabose623@gmail.com

8910880665

24/2, Sastitala Road, PO+PS:- Bhatpara, North 24 Parganas, PIN-743123

PERSONAL DETAILS

Date of Birth	:	01/11/2003
Marital Status	:	Unmarried
Nationality	:	Indian
Father	:	Sujit Bose
Mother	:	Ashima Bose
Gender	:	Male

SKILLS

1)Basic Knowledge in Computer 2)Operating System Proficiency: Windows and Linux Computer Skillful Proficiency 3)Programming Language Proficiency: C and C++(Full Proficiency) 4)Software Proficiency: MS Office, CodeBlocks IDF 5)Photography 6)Video editing 7)Desicion making 8)Management skills

LANGUAGES

Bengali, English

INTERESTS

Sports, Movies, Story books

ACHIEVEMENTS & AWARDS

Winner of Mock Parliament -stage 1,organised by Government of West Bengal

OBJECTIVE

To achieve high career growth through a continuous learning process and keep myself dynamic, visionary and competitive with the changing scenario of nation.

EXPERIENCE

-

Fresher

EDUCATION

Ramakrishna Mission Vivekananda Centenary College, Rahara
Present
B.Sc Honours (Computer Science) - 1st Year

Bhatpara Amarkrishna Pathsala (H.S.)
2021
Higher Secondary Examination
90%

Bhatpara Amarkrishna Pathsala (H.S.)
2019
Secondary Examination
83.57%



SAMYABRATA BOSE

DEBJIT DEY

CONTACT

@ debjitdey631@gmail.com

9007276902

59, West Ghosh Para Road, PO+PS:- Bhatpara, North 24 Parganas, PIN-743123

PERSONAL DETAILS

Date of Birth	:	12/10/2003
Marital Status	:	Unmarried
Nationality	:	Indian
Father	:	Debasish Dey
Mother	:	Sumitra Dey
Gender	:	Male

SKILLS

1)Basic Knowledge in Computer 2)Operating System Proficiency: Windows and Linux Computer Skillful Proficiency 3)Programming Language Proficiency: C and C++(Full Proficiency) 4)Software Proficiency: MS Office, CodeBlocks IDF, Tally. ERP 9.,Visual Studio Code 5)Photography 6)Video editing 7)Desicion making 8)Management skills 9)Certificate in Accounting and Excel Expert form Anudip Foundation.

LANGUAGES

Bengali, English, Hindi

INTERESTS

Sports, Movies,Travel

ACHIEVEMENTS & AWARDS

2nd in Inter School Drama Competition

OBJECTIVE

To achieve high career growth through a continuous learning process and keep myself dynamic, visionary and competitive with the changing scenario of nation.

EXPERIENCE

-

Fresher

EDUCATION

Ramakrishna Mission Vivekananda Centenary College, Rahara
Present
B.Sc Honours (Computer Science) - 1st Year

Bhatpara Amarkrishna Pathsala (H.S.)
2021
Higher Secondary Examination
74.5%

Bhatpara Amarkrishna Pathsala (H.S.)
2019
Secondary Examination
70.30%

DEBJIT DEY

◇ Bibliography ◇

For making this project, I have taken help from the following links.

1. https://sites.google.com/site/webtestch1/definition-of-english-projectwork

2. https://www.twinkl.co.in/teaching-wiki/speaking-skills

3. https://harappa.education/harappa-diaries/speaking-skills-anditsimportance/

4. https://www.easybib.com/guides/project-based-learning-benefitsstudents/

5. https://practera.com/project-based-learning-benefits-and-techniques/

RAMAKRISHNA MISSION VIVEKANANDA CENTENARY COLLEGE
RAHARA, KOLKATA 700118
College with Potential for Excellence(CPE)

Accredited by NAAC with Grade A

Department Of English Language

Ramakrishna Mission Vivekananda Centenary College ,Rahara

Project Work in English Classroom

(A Friend In Deed)

A Short Film

To Illustrate the Features & Skills of Speaking

BY

Debangshu Roy

[1st year,1st semester]

[Department of Microbiology]

09/01/2022

_____

Date of submission

Declaration

- I declare that , I, Debangshu Roy, a student of 1st year, 1st semester of , Microbiology Department , Ramakrishna Mission Vivekananda Centenary College Rahara , worked on my English project on my own & my resources for this project is mentioned in the bibliography

Debangshu Roy

Signature

Debangshu Roy

1st year , 1st semester

RKMVC College

Rahara

Acknowledgements

I would like to thank to Mr. Manas Moulic, Asst. Prof. in English, RKMVCC, Rahara, for his invaluable help, advice and patience. I would also like to thank my family for the support. I would like to thank to my friend who took part in the project, for his work and enthusiasm .

Content

Introduction 5

1. Theoretical part 6

1.1. About project work 7

1.1.1 Pedagogical references of project work in the past 8

1.1.1.a What is Speaking as a Language Skill and its Function 9

1.1.1.b Types of speaking skills and framework 11

1.1.1.c Main aspects of effective speaking 13

1.1.2 Project work in a language classroom 15

1.1.3 The advantages of project work 17

1.1.5 The role of a teacher 19

1.2. Stages of a project 20

2 practical part

2.1. Introduction to the project "[Your Title] " 22

2.2. Motivation and registration 22

2.3. The Film "[Film Title]" 23

2.3.1. Story line 24

2.3.2. Cast 24

2.3.3. Technical Specifications Conclusion 24

Conclusion & Resumé 25

Bibliography 26

Introduction

We are gifted with this life not only survive alone but also to distribute it among all . Life is all about to let live others and also living in others . We always have to struggle for our individual existence upon earth in many means ..and in this case what is better than "helping others ". Helping others not only emphasizes us to help others but also to help ownself. It brings us intense peace and a better vision towards our own lives.

This project is nothing but my earnest effort to blow light on our duty of helping others . This project also enables the readers about how speaking skills are also very much important in our day to day vocal transactions. It also describes our mindset very effectively to others .

Theoritical Part

About Project Work

Project work is work which focuses on completing a task. Project work normally involves a lot of resources - time, people and materials - and learners practise a range of skills and language systems. Example A group of teenage learners work on a project to develop a series of posters on how to protect the environment. In the classroom Project work may provide many opportunities to meet a variety of learning aims but it requires strong classroom management skills. Learners need independence in planning and realizing the work but they also need the teacher to act as a driver in ensuring it is carried out in a way that meets learning aims.

Pedagogical references of project work in past

John Dewey is recognized as one of the early proponents of project-based education or at least its principles through his idea of "learning by doing". In My Pedagogical Creed (1897) Dewey enumerated his beliefs including the view that "the teacher is not in the school to impose certain ideas or to form certain habits in the child, but is there as a member of the community to select the influences which shall affect the child and to assist him in properly responding to these. For this reason, he promoted the so-called expressive or constructive activities as the centre of correlation. Educational research has advanced this idea of teaching and learning into a methodology known as "project-based learning". William Heard Kilpatrick built on the theory of Dewey, who was his teacher, and introduced the project method as a component of Dewey's problem method of teaching. Some scholars (e.g. James G. Greeno) also associated project-based learning with Jean Piaget's "situated learning" perspective and constructivist theories. Piaget advocated an idea of learning that does not focus on the memorization. Within his theory, project-based learning is considered a method that

engages students to invent and to view learning as a process with a future instead of acquiring knowledge base as a matter of fact. Further developments to the project-based education as a pedagogy later drew from the experience- and perception-based theories on education proposed by theorists such as Jan Comenius, Johann Heinrich Pestalozzi, and Maria Montessori, among others.

What is Speaking?

Speaking is the skill that makes human beings different from and superior to the species of living beings. Speaking is a complex cognitive and linguistic skill. A child learns to speak through interaction with the people around him

Functions of Speaking:

There are a lot of functions of speaking in human lives every day. However, these functions can be divided into three main categories.

Interaction

Transaction

Performance

Speaking as Interaction

The role of speaking as interaction is mostly of a social conversation. It reflects the roles and the relationships of the speaker in a social setting. For example, chatting to a fellow passenger, telling a friend about an amusing experience, etc. are the interaction that we conduct through speaking.

Speaking as Transaction

The role of speaking as transaction is to make someone understood the message that we want to give to him

Speaking as Performance

The role of speaking as performance is to transmit information before an audience. It generally incorporates public speaking. It focuses on form, accuracy, organization, and sequencing, etc. of speaking. For example, political speeches, conducting a class debate, giving a lecture, etc. use speaking as performance.

Types Of Speaking Skills And Frameworks

While speaking effectively is rewarding, it is also challenging. Various speaking skills and frameworks can help overcome the challenges.

Aristotle's Appeals

One of the most useful frameworks speakers use is Aristotle's Appeals. They help you find various ways to appeal to the audience. Your appeal can be based on logic, authority, and emotion. The audience might listen to you because your argument makes sense. They might listen because you've appealed to their anger or sadness or some other emotion. They could also listen to you because you're an expert. These different types of appeals are also known as Logos, Ethos, and Pathos.

The PAM Framework

Another useful framework is PAM (Purpose, Audience, and Message). You convey the purpose or objective of your speech to the audience through a verbal message. The PAM framework requires you to know your audience, their triggers, likes, and dislikes.

THE THREE W'S

You can also use an introspective framework. This is where The Three W's of speaking will come to your aid. The first 'W' is 'Why are you delivering this speech?' The second is 'Who is listening?' And the third 'What are you talking about?' Together these questions help you define your purpose and your audience. The third question helps you structure your speech. The importance of speaking effectively lies in its tremendous potential to induce change. A good speech can inspire employees and even save companies. Their words may fade over time, but the feeling they leave us with never diminishes. In the words of American poet Maya Angelou, "I've learned that people will forget what you said, people will forget what you did, but people will never forget how you made them feel."

There Are Three Main Aspects Of Effective Speaking:

Vocabulary

Language is an integral part of speaking skills. The words you use must suit the occasion and the audience. For example, the language you use when speaking to a friend is different from the one you use for a formal presentation. Effective speakers customize their message to suit their audience. The audience is familiar with certain types of words. It's important to use such words to get them to respond. For example, using industry terms in a client meeting can evoke desired responses. As a general rule, shorter and simpler sentences work well. They are easier to process and understand, and they create a sense of urgency. For example, in the Avengers series of movies, when Captain America says, "Avengers assemble!", and not "Avengers, gather around me", the message becomes memorable and impactful. Similarly, the memorable line in Jawaharlal Nehru's Independence Day speech in August 1947, "At the stroke of the midnight hour", conveyed the gravity of the occasion, which a line like "At 12.00 am. . . " may not have.

Voice

Another aspect of speaking skills in communication that is often ignored is your voice. It includes pitch, tone, and strength. How you speak signals your emotional state. A low voice and too many pauses could denote hesitation. Clarity and volume could denote confidence. A strong and confident tone portrays conviction. People believe what you say when you deliver it in a strong voice. Public speaking requires practice. You might be quite comfortable talking to small groups or in informal settings. But that is not the same as addressing a large crowd, which is why practice and rehearsals matter. You can slowly read your message aloud, making sure you pause at the appropriate places. This will help you polish your speaking style. Good orators have a tone and style which they own. It's his distinctive voice that makes Morgan Freeman a favorite Hollywood narrator.

Nonverbal

The final aspect of speaking skills is not about speaking at all. Non-verbal communication consists of body language. It includes facial expression, posture, eye contact, and hand gestures. Your body language must match your words for your address to be effective. Your body language signals to the audience how invested you are into what you are speaking about. It shows the passion behind your words and helps draw the audience emotionally to your message and make them feel involved.

Project Work In Language Classroom

Projects take students' noses out of their workbooks and help them foster writing, speaking, listening, reading, vocabulary, grammar, and researching skills in a new, exciting environment. Easily adaptable, suitable for individual and groupwork, and with endless ideas and formats – what's not to love? For example, to help you begin using project work as a tool in class, we hosted a webinar that outlined ideas, preparation times, and online resources. At all our webinars, you'll get first-hand advice and actionable teaching tips, plus receive attendee-only resources. After attending the webinar series, teachers gain their Teacher Development Certificate – a credential that shows a continued committment to your professional development. Meanwhile, enjoy these four ideas for project work.

1. Favorite object

Level: any

This oral presentation activity demonstrates students' fluency and pronunciation, and challenges them to give information and sustain arguments in a monologue. Process: Students bring in an object from home and give a speech about it. Teachers can adapt the assignment by changing its length or requiring speeches to reflect the unit's target language (i.e. isolating a verb tense, choosing a lexical set, etc

Examinations

Level : intermediate plus

This graded test activity involves students in the exam-preparation stage and reviews meaning and form of target language. Process: Students work in small groups to write an exam that tests target language. The teacher provides strong prompts and support during this stage, then reviews all tests. Tests are then distributed to other groups to be completed, before being graded (and discussed if necessary).

Editorials

Level: intermediate plus

This writing project requires students to write clearly, give details, and synthesize and evaluate information. Process: Students create the sections of a typical newsletter, working in small groups to distribute labor. The class may like to decide on a topic for the newspaper or create a general publication. Sections include interviews, sports, weather, international news, opinion

.

Host a Historian

Level: intermediate plus

This reading activity challenges students' ability to read for gist and details, so as to summarize key information. Process: Students will read about the history of a culture or several cultures. Following this, each student must complete assigned readings and dress up as a character from the historical period in question. In a later class, there will be a "party" where students talk and act like their characters, while completing a mingle style activity chart.

o Benefits Of Project-Based Learning

Project-based learning (PBL) is a powerful teaching method that has extensive benefits for students, ranging from critical thinking to project management to self-confidence. According to research conducted by The Autodesk Foundation, studies have shown that project-based learning is linked to significant improvements in student test scores, attendance and classroom engagement. It also gives teachers the opportunity to build stronger relationships with their students by acting as their hands-on learning facilitator. In essence, PBL is an instructional method where students collaborate with others and "learn by doing." The same skills learned through PBL are also many of the skills sought by employers. Check out 10 benefits of project-based learning and how it can better prepare our kids with life skills that set them up for future success.

Collaboration:

Relationships formed during collaboration is a huge part of PBL. Not only do students learn how to work better in groups—providing their own input, listening to others, and resolving conflicts when they arise—they build positive relationships with teachers, which reinforces how great learning is. Students also form relationships with community members when working on projects, gaining insight for careers and beyond.

Problem Solving:

Students learn how to solve problems that are important to them, including real community issues, more effectively—even learning from failure and possibly starting over.

Creativity:

Students apply creative thinking skills to innovate new product designs and possibilities for projects.

In-Depth Understanding:

Students build on their research skills and deepen their learning of applied content beyond facts or memorization.

Self-Confidence:

Students find their voice and learn to take pride in their work, boosting their agency and purpose.

Critical Thinking:

Students learn to look at problems with a critical thinking lens, asking questions and coming up with possible solutions for their project.

Perseverance:

When working on a project, students learn to manage obstacles more effectively, often learning from failure and making adjustments until they're satisfied with their work.

Project Management:

Students learn how to manage projects and assignments more efficiently.

Curiosity:

Students get to explore their curiosities, ask questions and form a new love for learning.

Empowerment:

Students take ownership over their projects, reflecting on and celebrating their progress and accomplishments.

Roles of Teachers

The teacher has an important part to play in the initiation, implementation, and culmination of projects. Initially, the teacher must determine the appropriateness of the topic to be investigated. Projects are productive and enlightening if the topic under investigation is interesting to most of the children.

Stages Of Project Based Learning

We could divide project-based learning in 5 different phases:

Phase 1: Picking a topic to work with: We should take into consideration students' interests, their curiosity and their prior knowledge. Choosing a topic should be done by the group as a whole, guided by the teacher. The topic of our choice will help us work on all learning aspects.

Phase 2: K,WL Charts

It's important to share what we know as a group and what we want to learn.

Phase 3: How are we going to learn ?

This is when we look for information and do research on our topic of interest. We also define what we want to learn through books, toys, games and disguise costumes.

Phase 4: Organizing information

We show the information we gathered and work in groups, we do activities, crafts, we decorate the classroom, invite experts and organize field trips related to the topic we've chosen.

Phase 5: Wrapping up the project

This is when we bring our project to a close, recapping everything we've learnt.

PRACTICAL PART

Introduction To The Project

The Helping Hand –A Friend In Deed

This short film shows us how a friend becomes 'A Helping Hand' for another friend and how at last both of them come to a conclusion by a face to face interaction where they get a realization about the right way of learning. Speaking as language skill is also described through it.

Motivation & Registration

I get this Motivation to prepare this project mainly from our respected teacher Mr. Manas Moulic, Proffesor in English in RKMVC college who has assigned us for this project . He has provided us the scope to be more socialized by performing language and communication skills correctly.

The Film

The Helping Hand: A Friend In Deed

Story Line

Ankit (Debangshu Roy) and Tirtha (Avrodeep Paul) are two school friend . Here Ankit found trouble to make up with the notes for doorknocking exam while Tirtha gave his own notes to Ankit .But at exam hall, the sitting arrangement got changed and Ankit became unable to get Tirtha besides him ,even the questions also being conceptual Ankit failed to do good with his memorized note of Tirtha. So atlast Ankit came to understand which path will be right one for himself to gain knowledge correctly and later he told it to Tirtha.Tirtha also admitted it.

Cast

Ankit – Debangshu Roy (learner)

Tirtha- Avrodeep Paul (friend of learner)

Technical Specification

This Short Film is shooted by Samsung F41 64 Megapixel Camera

&

Edited by KINEMASTER application

Conclution

So, here is the end of my project. With the earnest diligence of participants, enough guide of teacher, a lot of search through internet atlast make a conclusion for it . I also realize how it works in broader sense in nourishing my education and experience both.

Resume

Name : Debangshu roy

Parents : Debashis Roy (Father)

Iti Roy Banerjee (Mother)

Department : Microbiology

Roll Number : 616 Reg No. :A01-1112-116-013-2021

Education : Barrackpore RKVM (class 1 to 10)

Barrackpore Govt. High School (10+2)

Bibliography

https://harappa.education/harappa-diaries/speaking-skills-and-its-importance#heading_3

https://www.destinationimagination.org/blog/10-benefits-of-project-based-learning/

https://www.communityplaythings.com/resources/articles/2013/the-teachers-role-in-the-project-approach

THANK
YOU

Ramakrishna Mission Vivekananda Centenary College

Rahara, Kolkata 700118
College with Potential for Excellence (CPE)
Accredited by NAAC with Grade A

Department of English Language
Ramakrishna Mission Vivekananda Centenary College, Rahara

Project work in English classroom:

[Help My Friend]
A short film
To illustrate the features and skills of Speaking

By
[Souvik Ghosal and Sudipto Dhar]
Learner
1st Year 1st Semester
[Microbiology]

10th January, 2022
[Date of Submission]

Declaration:

We declare that we, **Souvik Ghosal and Sudipto Dhar** , student of 1st Year 1st Semester of Microbiology Department Ramakrishna Mission Vivekananda Centenary College, Rahara worked on our English project on our own and we used the resources which are mentioned in the bibliography.

[Signature]
[Souvik Ghosal and Sudipto Dhar]
1st Year 1st Semester,
RKMVC College,
Rahara

Acknowledgements:

We would like to thank to **Mr. Manas Moulic, Asst. Prof. in English, RKMVCC, Rahara**, for his invaluable help, advice and patience.
We would also like to thank our family for the support.
We would like to thank to our pupils who took part in the project, for their work and enthusiasm.

Contents:

Introduction 5

1. Theoretical part

1.1. About project work 6
1.1.1 Pedagogical references of project work in the past
1.1.1.a What is Speaking as a Language Skill
1.1.1.b The four language skills 7
1.1.2 Project work in a language classroom
1.1.3 The advantages of project work
1.1.4 Benefits to learners
1.1.5 The role of a teacher 8
1.2. Stages of a project

2. Practical part

2.1. Introduction to the project "[Help My Friend]" 9
2.2. Motivation and registration
2.3. The Film "[Help My Friend]"
2.3.1. Story line
2.3.2. Cast
2.3.3. Technical Specifications

Conclusion 10

Resume 11

Appendix 12

Introduction:

Project is a method of learning by doing something creative and innovative. In this project, we have covered the importance of speaking and its benefit. The film is submitted via Telegram to our English teacher, Mr. Manas Moulic. The topic that we were instructed to make a film about "The Helping Hand" and the theme that we opt is "Help My Friend".

Enormous effort was given to prepare this document and the film. Hope the reader will find the report informative and the audience will enjoy the film.

The film is quite natural and simple. Simple vocabulary is used to describe a scene. In the film I helped my friend who could not continue his parents treatment and his study. Here I become the helping hand for my friend.

1. Theoretical part :

1.1 About the project work-

Speaking skills are defined as the skills which allow us to communicate effectively. They give us the ability to convey information verbally and in a way that the listener can understand. Speaking is an interactive process where information is shared and if necessary, acted upon by the listener. So, it's important to develop both speaking and listening skills in order to communicate effectively. This project helped us to develop speaking skill and listening skill properly.

1.1.1 Pedagogical references of project work –

Speaking is probably the language skill that most language learners wish to perfect as soon as possible. It used to be the only language skill that was difficult to practise online. This is no longer the case. English learners can practise speaking online using voice or video chat and services like Skype. They can also record and upload their voice for other people to listen to.

1.1.1.a What is Speaking as a Language Skill –

The ability to speak confidently and fluently is something which children will develop during their time at school, and something that will help them throughout their life. Speaking skills are defined as the skills which allow us to communicate effectively. They give us the ability to convey information verbally and in a way that the listener can understand.

Children will learn English speaking skills as well as speaking skills in other languages, in primary and secondary school. Learning how to develop English speaking skills is so important for ESL students and EAL students too. It's one of the most important parts of language learning as speaking is how we tend to communicate in everyday life.

Speaking is an interactive process where information is shared and if necessary acted upon by the listener. So, it's important to develop both speaking and listening skills in order to communicate effectively.

This vocalized form of language usually requires at least one listener. When two or more people speak or talk to each other, the conversation is called a 'dialogue'. Speech can flow naturally from one person to another in the form of dialogue. It can be planned and rehearsed , as in the delivery of a speech or

Speaking is an interactive process where information is shared and if necessary acted upon by the listener. So, it's important to develop both speaking and listening skills in order to communicate effectively.

This vocalized form of language usually requires at least one listener. When two or more people speak or talk to each other, the conversation is called a 'dialogue'. Speech can flow naturally from one person to another in the form of dialogue. It can be planned and rehearsed , as in the delivery of a speech or presentation . Of course, some people talk to themselves! In fact, some English learners practice speaking standing alone in front of a mirror.

1.1.1.b The four language skills –

Speaking is the second of the four language skills, which are:

1. Listening
2. Speaking
3. Reading
4. Writing

In own language, speaking is usually the second language skill.

1.1.2 Project work in a Language classroom –

Since the pandemic, our classes are going on in online mode. In spite of several challenges faced by the students and the teachers, the college took geat steps and encouraged us to be familiar with this mode. Our teacher, Mr. Manas Moulic always stood beside us and he must be thanked for giving us this wonderful opportunity to make this project. Although we lacked the offline classes at this college, our content is not too bad. Hope the reader will also not disagree to us.

1.1.3 The advantages of project work –

We know that short films give filmmakers the opportunity to get themselves and their projects in front of studios where their projects can be expanded and funded. In this project "Helping Hand", we benefit in many ways when we help others. In fact, it may help us live longer. Several studies have shown that regular acts of kindness and volunteering can improve our health.

1.1.4 Benefits to learners –

The learner gathers more knowledge. Students learn how to solve problems that are important to them, including real community issues, more effectively, even learning from failure and possibly starting over. Students build on their research skills and deepen their learning of applied content beyond facts or memorization.

1.1.5 The role of a teacher –

Throughout a project, teachers align to standards by connecting activities and assessment to learning targets. Project-based teachers make sure that students understand what the learning goals are and why they matter.

1.2 Stages of a project –

Managing a project is no easy feat, no matter what the scope are. From planning the minutia to handling the ever-changing demands of clients to shipping the deliverable on time, there's a lot that can go wrong. When you divide the project into manageable stages, each with its own goals and deliverable, it's easier to control the project and the quality of the output.

The 5 basic phases in the project management process are:

- **Project initiation**
- **Project planning**
- **Project execution**
- **Project monitoring and controlling**
- **Project closing**

2. Practical part:

2.1 Introduction to the project "Help My Friend" -

We have been given a project on speaking skill in our English classroom by a short film representation. The film is based on helping hand. The title of the film is "Help My Friend".

2.2 Motivation and Registration –

Through this representation we can be aware of the need for humanity in our own society. This inspire us to stand by people in problem always and to extend a helping hand without any hesitation. This remind us of own moral duty.

2.3 The film [Help My Friend] –

This short film is a project work on speaking skill. The content of the film is helping hand. We have tried to mobilize people from all walks of life to help people in need through this short film representation.

2.3.1 Story line –

In this short film at first we see that a college student enter the empty classroom with continuously washing his hands and the another side we see that a depressed student seat in his bench. After hearing his financial problem for his parents hospital fee, the first friend ready to secure his friend with financial help. In this way, the first friend succeeded to help another friend and the another friend treatment his parents properly.

2.3.2 Cast –

- Actors – Souvik Ghosal and Sudipto Dhar
- Cameraman – Swarnendu pal Chowdhuri

2.3.3 Technical specifications –

- **Size-** 13.5mb [14,260,959 bytes]
- **File type-** MP4 file

Conclusion:

We had a little idea to make a film. However, this project helped us to explore my filmy side. For this, we are thankful to our English teacher, guide and mentor, Mr. Manas Moulic whose inspiration and help cannot be expressed merely in words.

Resume-

1. Name- Souvik Ghosal
2. Date of birth- 07.12.2002
3. Father's name – Pradip Ghosal
4. Mother's name – Suvra Ghosal
5. Address – 200, Basudevpur Road Shyamnagar, saratpally, North 24 Pgs.
6. Post office – Shyamnagar
7. Poilce station – Jagaddal
8. District – North 24 Pgs.
9. State – West Bengal
10. Pin code – 743127
11. Phone number – 6291428093

Photo and signature -

Souvik Ghosal.

1. Name – Sudipto Dhar
2. Date of birth – 03.11.2003
3. Father's name – Gopal Dhar
4. Mother's name – Soma Dhar
5. Address – 22/2, Padmapukur Road, Kankinara
6. Post office – Fingapara
7. Police station – Jagaddal
8. District – North 24 Pgs.
9. State – West Bengal
10. Pin code – 743127
11. Phone number - 8777743758

Photo and signature –

Appendix

Phonetics:

Phonetics is a branch of linguistics that studies how humans produce and perceive sounds, or in the case of sign languages, the equivalent aspects of sign. Phoneticians are the linguists who specialize in phonetics, i.e. study the physical properties of speech.

Modern phonetics has three main branches:

- Articulatory phonetics, which addresses the way sounds are made with the articulator.
- Acoustic phonetics, which addresses the acoustic results of different articulations
- Auditory phonetics, which addresses the way listeners perceive and understand linguistic signals

International Phonetic Alphabet chart:

The following is the chart of the International Phonetic Alphabet, a standardized system of phonetic symbols devised and maintained by the International Phonetic Association.

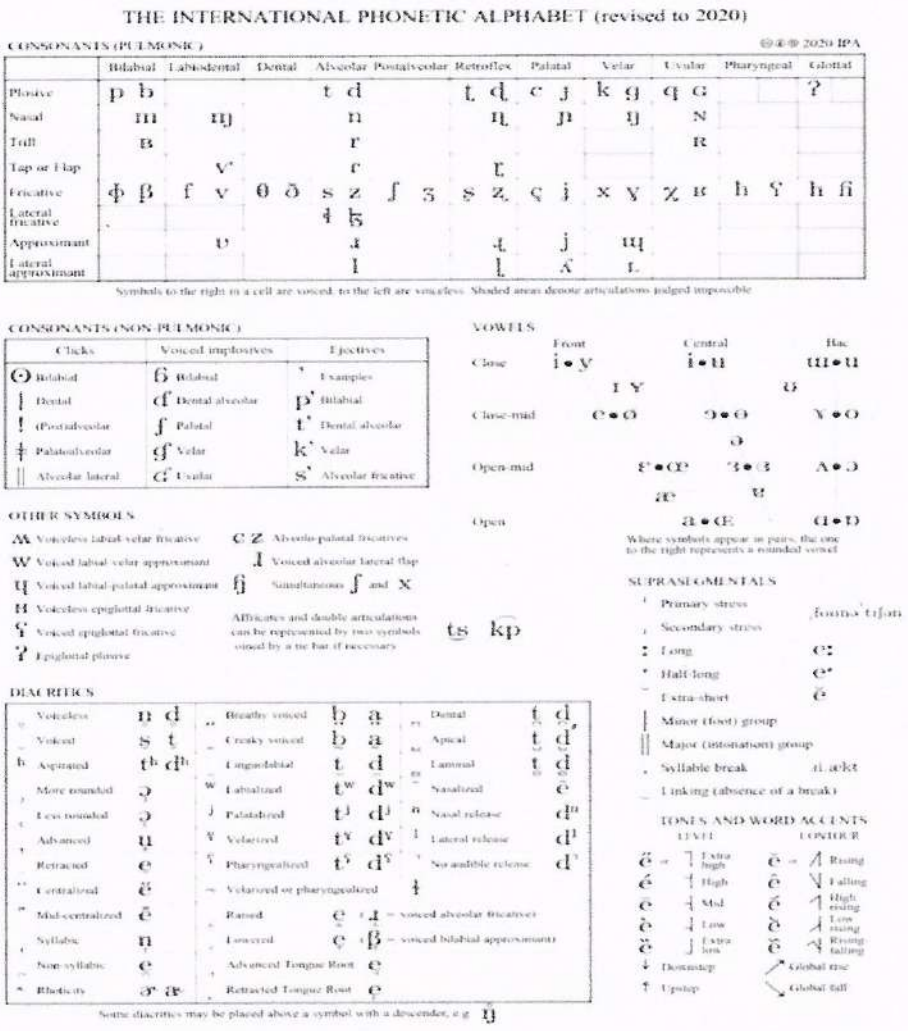

Ramakrishna Mission Vivekananda Centenary College

Rahara, Kolkata 700118
College with Potential for Excellence (CPE)
Accredited by NAAC with Grade A

Department of English Language
Ramakrishna Mission Vivekananda Centenary College, Rahara

Project work in English classroom:

[Helping to a friend who left home to fulfill his wish]

A short film

To illustrate the features and skills of Speaking

By

Shaion Dutta
Student
1st Year 1st Semester
Roll Number : 246
Chemistry

January 9th, 2022

Declaration:

I declare that I, Shaion Dutta, a student of 1st Year 1st Semester of Chemistry Department, Ramakrishna Mission Vivekananda Centenary College, Rahara worked on my English project on my own and I used the resources which are mentioned in the bibliography.

Shaion Dutta

……

[Signature]
Shaion Dutta
1st Year 1st Semester
College roll no: 246
Chemistry
RKMVC College Rahara

Acknowledgements

I would like to thank to Mr. Manas Moulic, Asst. Prof. in English, RKMVCC, Rahara, for his invaluable help, advice and patience.
I would also like to thank my family for the support.
I would like to thank to my pupils who took part in the project, for their work and enthusiasm.

Contents

Introduction	5
1. Theoretical part	**5-6**
1.1. About project work	5
1.1.1. What is Speaking as a Language Skill	5
1.1.2.Project work in a language classroom	5
1.1.3.The advantages of project work	5
1.1.4.Benefits to learners	5-6
1.1.5.The role of a teacher	6
1.1.6.Stages of a project	6
2. Practical part	6-7
2.1.Introduction to the project " Helping to a friend who left home to fulfill his wish"	6
2.2.Motivation and registration	7
2. 3. The Film "Helping to a friend who left home to fulfill his wish"	7
2.3.1.Story line	7
2.3.2.Cast	7
2.3.3.Technical Specifications	7
Conclusion	8
Resumé	8
Bibliography	8
Appendix	8

Introduction :

The project of this film is a work of art. It helps us to improve our speaking skills, body language, eye expression etc. It learns us how to communicate with each other. It is helpful for our own improvement.

1 . Theoretical part

1. 1. About project work:

The project work is based on a film . But film making is not the main purpose . This project improve our speaking skills , body language , expressions . This is a practical communication . In this work, there is a topic and we have to actaccording to the topic .

1 . 1 . 1 . What is speaking as language skill :

Speaking is the delivery of language through the mouth . To speak , wecreate sounds using many parts of body, including the lung , vocal tract , vocal chords , tongue , teeth and lips . Speaking is the second of the four language skillswhich are listening , speaking , reading and writing .

1. 1.2.Project work in language classroom :

Project work is a work which is focuses on completing a task . A group of teenage learners work on a project to develop a series of posters on how to protect the environment ..... Project work may provide many opportunities to meet a variety of learning aims but it requires strong classroom management skills .

1. 1.3. The advantages of project work:

When working on a project , students learn to manage obstacles more effectively , often learning from failure and making adjustments until they're satisfied with their work . Students learn how to manage projects and assignmentsmore efficiently .

1. 1. 4. Benefits to learners :

. Deeper engagement and interaction with learning content .

. Encouragement of higher order thinking and problem-solving skills .

. Development of peer and professional networks .

. Engagement with potential employers and career mentors .

1. 1. 5. The role of a teacher:

Project work provides a context in which the teacher can encourage learners to apply their growing academic skills in purposeful ways . The teacher hasan important part in the initiation , implementation and culmination of projects .

1.2. Stages of a project:

. Definition .

. Initiation .

. Planning .

‹ Execution .

• Monitoring and control .

• Closure .

2. Practical part

2. 1. Introduction to the project "Helping to a friend who left home to fulfill his wish"

The topic of the project is Helping hand ', it learn us how to express thereaction , our body language , our speaking . In this project we act like helping others . It learn us to help others is our happiness from heart . So , the title is "Helping others makes us happy"

2.2. Motivation and registration :

To do any project , at first we want motivation and registration . In this project , our asst. Prof. of English helped me so much and guide me . He always motivates us . My family also play a very important role . They also motivate and support me to start and complete the project .

2. 3. The film "Helping to a friend who left home to fulfill his wish" :

The film topic is Helping hand. So, two friends help a friend.

2. 3. 1. Storyline : Two friends are walking at the station when they get to see one of their friend who are crying sit in the corner of the station. They are talking to the friend. After some time, they are understood that the friend wanted to be a cricketer. So he wanted to be admitted to the cricket academy. But for some reason the parents of the friend does not admit him. So, he left home. Then they assure his friend that they will persuade at his home and they took back him to his home.

2. 3.2. Cast:

Shaion Dutta (me)

Tanmoy Ghosh & Ranadip Das (my friends)

2. 3.3. Technical specifications :

My friend is the cameraman of this film . Here we have used the backcamera(64 MP) of PocoX3 mobile phone .

Conclusion :

We learn from the project are speaking skills , body language , eye expressions , dialogue throw etc. It helps us to improve ourselves in body gesture .So , the project is so useful for us .

Resume :

I Shaion Dutta , student of 1°' year 1st semester of RKMVC college , this ismy first film . I have tried my best . This is totally new experience for me . In past , I never did such of project . That experience was amazing .

Bibliography:

The source of my project is internet , project's pdf, English communication books .

Appendix:

This project of art is amazing . It is not depend to our writing . it is depend on us . How much we act or react . This is an excellent experience to make a film " Helping to a friend who left home to fulfill his wish" based on 'Helping hand'

Ramakrishna Mission Vivekananda Centenary College

Rahara, Kolkata 700118

College with Potential for Excellence (CPE)

Accredited by NAAC with Grade A

Department of English Language

Ramakrishna Mission Vivekananda Centenary College, Rahara

Project work in English classroom:

"MATES"

A short film

To illustrate the features and skills of Speaking

By

Avik Mukherjee (243)

Leaner

1st Year 1st Semester

[Chemistry]

&

Soumyadipta Pal (618)

Leaner

1st Year 1st Semester

[Microbiology]

9th January, 2022

Declaration:

We declare that We, Avik Mukherjee & Soumyadipta Pal students of 1st Year 1st Semester of Chemistry & Microbiology Department, Ramakrishna Mission Vivekananda Centenary College, Rahara worked on our English project on our own and we used the resources which are mentioned in the bibliography.

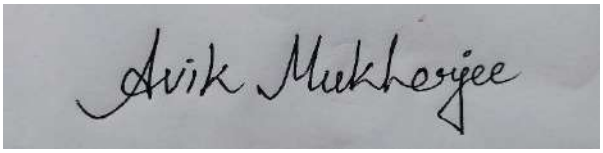

.....

[Signature]

Avik Mukherjee

1st Year 1st Semester

RKMVC College

Rahara

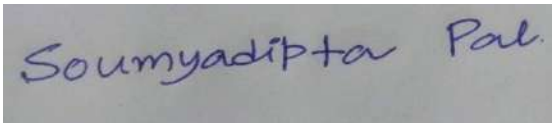

.....

[Signature]

Soumyadipta Pal

1st Year 1st Semester

RKMVC College

Rahara

Acknowledgements

We would like to thank to Mr. Manas Moulic, Asst. Prof. in English, RKMVCC, Rahara, for his invaluable help, advice and patience.

We would also like to thank my family for the support.

We would like to thank to my pupils who took part in the project, for their work and enthusiasm.

No.	Contents	Page No.
1.	*Introduction*	**5-7**
	1. Theoretical part	
	1.1. About project work	
	1.1.1 Pedagogical references of project work	
	1.1.1.a What is Speaking as a Language Skill	
	1.1.1.b What is Language skill	
	1.1.2 Project work in a language classroom	
	1.1.3 The advantages of project work	
	1.1.4 Benefits to students	
	1.1.5 The role of a teacher	
	1.2. Stages of a project	
	2. Practical part	
	2.1. Introduction to the project "MATES"	
	2.2. Motivation and registration	
	2.3. The Film "MATES"	
	2.3.1. Story line	
	2.3.2. Cast	
	2.3.3. Technical Specifications	
2.	Conclusion	**8**
3.	Resumé	**9-10**
4.	Bibliography	**11**
5.	Appendix	**12**

Introduction

Speaking skills are defined as the skills which allow us to communicate effectively. They give us the ability to convey information verbally and in a way that the listener can understand. Students can develop their speaking and language skills with the help of projects. So, our English Class room can give us a project. Our project topic is "HELPING HAND". After getting, the project we are so excited and started to planning that how to perform the film. When our film idea and script are ready then we shoot our film with help of our friends

1. Theoretical part

1.1. About project work

1.1.1. Pedagogical references of project work

1.1.1.a) What is Speaking as a Language Skill

Speaking is the delivery of language through mouth. To speak, we create sounds using many parts of our body, including the lungs, vocal tract, vocal cords, tongue, teeth and lips. Speaking is the second of the four language skills, which are: Listening, Speaking, Reading, Writing. In our own language, speaking is usually the second language skill that we learn. This vocalized form of language usually requires at least one listener. When two or more people speak or talk to each other, the conversation is called a "dialogue". Speech can flow naturally from one person to another in the form of dialogue. It can also be planned and rehearsed, as in the delivery of a speech or presentation. Of course some people talk to themselves! In fact, some English learners practice speaking standing alone in front of a mirror. Speaking is probably the language skill that most language learners wish to be perfect as soon as possible. It used to be the only language skill that was difficult to practice online. This is no longer the case. English learners can practice speaking online using voice or video chat and services like Skype. They can also record and upload their voice for other people to listen.

1.1.1.b) What is Language skill

Language is essentially a skill. It is not a content-based subject like Science, Social Studies, Mathematics, etc., which aim is to imparting information and fill the human mind with knowledge. Since language is a skill, it naturally comes under psychomotor domain. Language is a complex skill involving four sub skills, which are as follows –

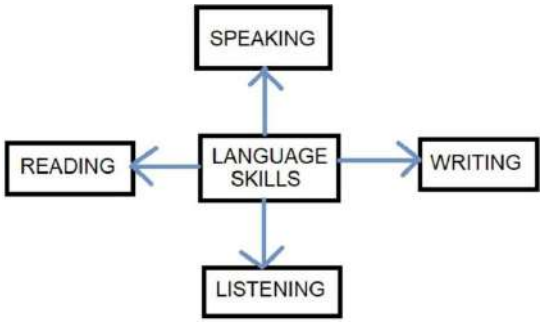

1.1.2 Project work in a language classroom

Our English classroom gives us the project. Then our respected teacher told us about this project work and also gives us a lot of information about this film. After knowing the project, we discussed with each other about this project, after some discussion we decided to make this film in a group. In our group there are five members. At first, we make our film script then shoot this film.

1.1.3 The advantages of project work

Our project "HELPING HAND" helps us a lot. When we discussed about this project, we read a lot of books, this helps us to develop our reading and writing skills.it promotes such important skills as group work, autonomous learning, self-assessment skills, time planning, project work or oral and written expression skills. It improves our motivation, which translates into better academic performance and greater persistence in the study.

1.1.4 Benefits to students

Our film "MATES" helps us to improve our speaking and listening skills. It develops coordination between us. It also develops the skills such as problem solving and helps to develop additional skills integral to our future such as critical thinking and time management. It makes a motivation in us. After this film, a strong friendship bond made between us. So we coordinate to each other in a better form. It also helps us in our study time. It improves our group work technique.

1.1.5 The role of a teacher

Our teacher Mr. Manas Moulic sir helps us a lot. He gave us so many important information about this project work. His coordination helps us to complete this project. He always encourages us. His precious lecture helps us to improve our project management skills. His valuable speech also helps us to improve our team work, time management and integrating tools for inquiry and creativity.

1.2 Stages of a project

The stages of a project are –

1. Conception and initiation
2. Planning
3. Execution
4. Performance/ monitoring
5. Project close

2. Practical part

2.1 Introduction to the project "MATES"

Our teacher Mr. Manas Moulic sir gave us the project "Helping Hand" where we had to perform and make a short film based on it. So we performed a short film named as "MATES" where the friendship between two of us is shown beautifully. We are very pleased to share our little experience through this amazing project work.

2.2 Motivation and registration

We really are motivated by this project. By making and performing this film we learned a lot. We spoke fluent English in this film by which we motivated ourselves to speak more English in daily life between friends, family, as well as teachers. This English speaking will be very beneficial for us in future. And we also learned how to edit a video, and writing a script these things also helped us to learn a lot.

2.3 The Film "MATES"

2.3.1 Story line

"Mates" is a story about two college friends where both of them are used to go to everywhere together from college to tuition. It's when one day Soumyadipta didn't show up for tuition and Avik went back to know the reason. Then he found that his friend is seriously injured and couldn't even walk properly. So in spite of being late in tuition Avik stayed and helped his friend by taking care of him and escorting him to home.

2.3.2 Cast

FRIEND 1: Avik Mukherjee

FRIEND 2 : Soumyadipta Pal

PLAYER 1: ATRI PANDA

PLAYER 2 : SUBHAM PAL

PLAYER 3 : RUPAM PAL

2.3.3 Technical Specifications

- The film is shot by NIKON D3500.
- The film is edited by DaVinci Resolve.

Conclusion :

Through this project it is successfully concluded that in society we can see so many distress, people or people who are in sudden crisis; Being human. We all should lend our helping hand towards them.

Besides, the motive of project as a speaking skill test is also successfully performed.

Resumé :

Name	:	Avik Mukherjee
Father's Name	:	Late Prantosh Mukherjee
Mother's Name	:	Mallika Mukherjee
Address	:	49/70, Chatra Shitalatala, Serampore P.O : Chatra , P.S. : Serampore Dist. : Hooghly PIN : 712204
Contact info.	:	Mobile – 7044753156 (Self) Mobile – 8697636244 (Guardian).
Educational Qualification	:	i) Passed HS from Mahesh Sri Ramkrishna Ashram Vidyalaya H.S . ii) Studying in B.Sc 1st Year [Chemistry] in Ramakrishna Vivekananda Centenary College, Rahara.
Language	:	i) English. ii) Bengali.

Resumé :

Name	:	Soumyadipta Pal
Father's Name	:	Dipak Pal
Mother's Name	:	Monika Pal
Address	:	2/2 NC Ghosh Sarani Sheoraphuli P.O : Sheoraphuli , P.S. : Sheoraphuli Dist. : Hooghly PIN : 712223
Contact info.	:	Mobile – 8697718258 (Self) Mobile – 9874872822 (Guardian).
Educational Qualification	:	i) Passed HS from Mahesh Sri Ramkrishna Ashram Vidyalaya H.S . ii) Studying in B.Sc 1st Year [Microbiology] in Ramakrishna Vivekananda Centenary College, Rahara.
Language	:	i) English. ii) Bengali.

Bibliography:

MURRAY, J. (SEPTEMBER 18, 2013.). *Designing and Implementing EFFECTIVE PROFESSIONAL LEARNING* (1ST ed.). 2455, TELLAR ROAD, THOUSAND OAKS, CA 91320.: CORWIN.

FRIED-BOOTH, D. L. (AUGUST 12, 2010.). *PROJECT WORK.* (2ND ed.). WALTON STREET, OXFORD.: OXFORD UNIVERSITY PRESS.

ELLIS, C. D. (JUNE, 2019.). *THE PROJECT BOOK : A COMPLETE GUIDE TO CONSISTENTLY DELIVERING GREAT PROJECTS.* WILEY.

https://www.google.com/amp/s/slideplayer.com/amp/13216586/

Appendix :

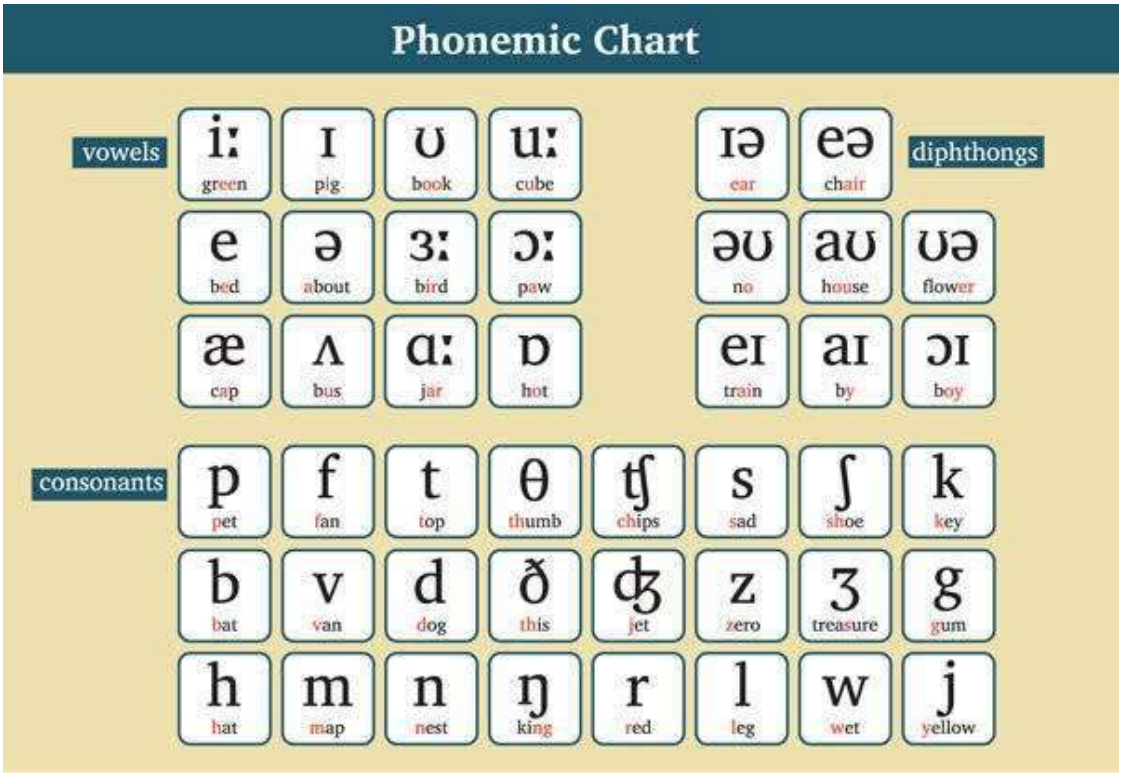
Phonemic Chart
vowels
iː green
ɪ pig
ʊ book
uː cube
e bed
ə about
ɜː bird
ɔː paw
æ cap
ʌ bus
ɑː jar
ɒ hot
diphthongs
ɪə ear
eə chair
əʊ no
aʊ house
ʊə flower
eɪ train
aɪ by
ɔɪ boy
consonants
p pet
f fan
t top
θ thumb
ʧ chips
s sad
ʃ shoe
k key
b bat
v van
d dog
ð this
ʤ jet
z zero
ʒ treasure
g gum
h hat
m map
n nest
ŋ king
r red
l leg
w wet
j yellow

Ramakrishna Mission Vivekananda Centenary College

Rahara, Kolkata 700118

College with Potential for Excellence (CPE)

Accredited by NAAC with Grade-A

Department of English Language

Ramakrishna Mission Vivekananda Centenary College, Rahara

Project work in English classroom:

HELPING HAND- WHAT GOES AROUND, COMES AROUND

A short film

To illustrate the features and skills of Speaking

Presented by:

Avishek Paul

Sukalpa Maity

Hridesh Mukhopadhyay

Sasanka Manna

1st Year 1st Semester

Microbiology

January 10th 2022

[Date of Submission]

Declaration

We declare that we, **Avishek Paul, Sukalpa Maity, Hridesh Mukhopadhyay** and **Sasanka Manna** student of 1st Year 1st Semester of Microbiology Department, Ramakrishna Mission Vivekananda Centenary College, Rahara worked on our English project on our own and we used the resources which are mentioned in the bibliography.

……

Avishek Paul
Sukalpa Maity
Hridesh Mukhopadhyay
Sasanka Manna
1st Year 1st Semester
RKMVC College
Rahara

Acknowledgement

We would like to thank to Mr. Manas Moulic, Asst. Prof. in English, RKMVCC, Rahara, for his invaluable help, advice and patience.
We would also like to thank our family for the support.

We would like to thank to our pupils who took part in the project, for their work and enthusiasm.

Contents

Introduction 5

1. Theoretical part

1.1. About project work 6

1.1.1 Pedagogical references of project work in the past 6

What is speaking as a Language Skill?

1.1.2 Project work in a language classroom 8

1.1.3 The advantages of project work 9

1.1.4 Benefits to learners 9

1.1.5 The role of a teacher 10

1.2. Stages of a project 11

2. Practical part

2.1. Introduction to the project "Helping Hand" 12

2.2. Motivation and registration 13

2.3. The Film "What goes around, comes around" 13

2.3.1. Story line 13

2.3.2. Cast 14

2.3.3. Technical Specifications 14

Conclusion 15

Resume 16

Bibliography 18

Introduction

Communication skills are the abilities you use when giving and receiving different kinds of information. Some examples include communicating new ideas, feelings or even an update on your project. Communication skills involve listening, speaking, observing and empathizing. It is also helpful to understand the differences in how to communicate through face-to-face interactions, phone conversations and digital communications like email and social media.

The basic tool of communication is language; but communication can also be performed through pictures, gestures and artifacts. Over the ages, visual medium, be it Stone Age painting, photograph or todays motion picture, has always been the most effective instrument of communication. Cinema/Film is one of the strongest medium of communication.

Our project is focused on the face to face interaction between four students. The project is presented as a short film. The short film mainly focuses on the conversation of four college students which ultimately showcases their communication skills.

The common topic that has been assigned to all is "Helping Hand". Our film is named "What goes around, comes around". The film represents the helping characteristics of four students, who are the main characters of the film, played by Hridesh Mukhopadhyay, Sukalpa Maity, Sasanka Manna & Avishek Paul. A strong message is communicated by this film, that in any situation if you help a person, someday when you will be facing a problem then someone will come to help you.

About project work

The project work at schools is used across the curriculum. We can use projects in a school subject separately or we can join more school subjects in one project. Sometimes we call „project work “every activity that is different from a traditional way of teaching and learning.

In educational context, the project work should be pupil-centered activity, no teacher-centered or syllabus-centered one. The pupils have to understand why they make a project and how it is useful for them. The best way is when they can choose the topic of the project themselves. They usually work in groups and they develop their social skills to cooperate and communicate together. They choose the way of work, divide tasks and agree on the output of the project. As one of the most important rules of the project work I consider the fact that the pupils are responsible for their work on their project and for their results. At the end the pupils present the result of their project and the teacher evaluates not only the project itself but also the work of each pupil on the project and the cooperation among the pupils in their groups.

Pedagogical reference

- What is speaking as a language skill?

Language is the most important form and source of human behavior by which a human being expresses their thoughts, ideas and feelings in front of others. It is basically a way of presentation of inner thoughts to other people. It is a behavioral form. Language skill is the main source of communication

Four main parts of language skills are:

- Listening
- Speaking
- Reading
- Writing

Speaking is the second step of language skill. It is a complex process which correlates to mental aspect with the help of listening source. Speaking is the primary way in which we communicate information.

Speaking postures and speaking style are the two most important factors in the process of speaking. While we speak, our speaking postures like the way of holding book, speaking gestures, our expressions etc. creates an impact on the mind of the listeners. In the same way speaking styles like word pronunciation, word expressions, speed of speaking and pausing, way of speaking, are some of the significant points to be kept in mind while we speak.

Lastly, speaking should be impressive and effective. Pronunciation of words should be clear. Speaking should be fluent. Speaking speed should be maintained and vague words should not be used.

In order to improve speaking skill, one should have the knowledge of language and its meaning, should know the art of presenting thoughts, ideas and feelings, communication medium should be clean and use of vocabulary should be very attractive

Project work in a language classroom

Project work in the language classroom is the opportunity for learners to develop their language skills, it encourages learners to use the foreign language and motivates them. Moreover, it develops the learners´ social skills, the ability to cooperate together, because they often work in groups on their project, and their sense for responsibility for their work.

The pupils can use and develop all language skills especially in those projects that enable practical usage of the aim language, the exchange of personal letters, emails etc., communication "face to face" and other activities to find the reason why they should learn the foreign language. I think that it is important to persuade the pupils that they can improve their language knowledge not only by travelling abroad, but also at school by making such activities like projects.

Language learning are divided into three groups:

1. Encounter projects
2. Text projects
3. Class correspondence projects

Encounter projects enable the pupils the direct contact with native speakers, as a short visit, a class trip or a school exchange. In text projects, the pupils work with various materials, like literature texts, newspapers and magazines, video and audio materials and etc. Class correspondence projects combines encounter with native speakers and work with written and visual materials, such as letters, audio letters, video letters and photo stories

Advantages of project

- Collaboration: Relationships formed during collaboration is a huge part of PBL. Not only do students learn how to work better in groups—providing their own input, listening to others, and resolving conflicts when they arise—they build positive relationships with teachers, which reinforces how great learning is.
- Problem Solving: Students learn how to solve problems that are important to them, including real community issues, more effectively—even learning from failure and possibly starting over.
- Creativity: Students apply creative thinking skills to innovate new product designs and possibilities for projects.
- In-Depth Understanding: Students build on their research skills and deepen their learning of applied content beyond facts or memorization.
- Self-Confidence: Students find their voice and learn to take pride in their work, boosting their agency and purpose.
- Critical Thinking: Students learn to look at problems with a critical thinking lens, asking questions and coming up with possible solutions for their project.
- Perseverance: When working on a project, students learn to manage obstacles more effectively, often learning from failure and making adjustments until they're satisfied with their work.
- Project Management: Students learn how to manage projects and assignments more efficiently.
- Curiosity: Students get to explore their curiosities, ask questions and form a new love for learning.
- Empowerment: Students take ownership over their projects, reflecting on and celebrating their progress and accomplishments.

Benefits to learners

- It enhances our acting skills.
- Helps the listeners to think out of the box.
- It improves communication skills.
- Its helps to improve our vocabulary.
- Helps us to work as a team.

The role of a teacher

The project to be successful must be based on a definite procedure. The first and main responsibility of a teacher is to provide those situations in which they feel a spontaneous urge to solve some of their practical problems. The teacher must be on the book out to discover their interest, tastes, aptitudes and needs.

- Teacher should motivate the students in such a manner that there is whole hearted cooperation of students in the process.
- Teacher helps the students in proper planning of the project and discuss with them all the pros and cons of the project. He highlights on the important aspects and hazards of the project.
- The teacher supplies clues and also provides information to the students about the sources of materials for the project.
- He also helps the students in evaluating the project and to draw inferences.
- The relation of the teacher with his students is very closer in project method than in the ordinary class teaching.
- The teacher is like a friend, an elder brother who works together with the students and helps them to gain rich experiences.
- He acts in the capacity of a director of the student group and gives all types of necessary directions and does not behave as an autocratic teacher.

Stages of a project

Projects are divided into six stages:

- Definition.
- Initiation.
- Planning.
- Execution.
- Monitoring & Control.
- Closure.

Each project stage is characterized by a distinct set of activities that take the project from the first idea to its conclusion. Each stage is of equal importance and contributes to the overall success of the project.

1) Definition: Before a project starts the project manager must make sure the project goals, objectives, scope, risks, issues, budget, timescale and approach have been defined. This must be communicated to all the stakeholders to get their agreement. Any differences of opinion must be resolved before work starts.

2) Initiation: This is perhaps the most important stage of any project as it sets the terms of reference within which the project will be run. If this is not done well, the project will have a high probability of failure. The initiation stage is where the business case is declared, scope of the project decided and stakeholder expectations set. Time spent on planning, refining the business case and communicating the expected benefits will help improve the probability of success. It is tempting to start work quickly, but a poor initiation stage often leads to problems and even failure.

3) Planning: The key to a successful project is in the planning. Creating a project plan is the first task you should do when undertaking any project. Often project planning is ignored in favor of getting on with the work. However, many people fail to realize the value of a project plan in saving time, money and for avoiding many other problems.

4) Execution: This is where the work to deliver the product, service or wanted result is carried out. Most of the work related to the project is realized at this stage and needs complete attention from the project manager.

5) Monitoring & Control: Once the project is running it is important the project manager keeps control. This is achieved by regular reporting of issues, risks,

progress and the constant checking of the business case to make sure that the expected benefits will be delivered and are still valid.

6) Closure: Often neglected, it is important to make sure the project is closed properly. Many projects do not have a clear end-point because there is no formal sign-off. It is important to get the customers' agreement that the project has ended, and no more work will be carried out. Once closed, the project manager should review the project and record the good and bad points, so that in the future, successes can be repeated, and failures avoided. A project that is not closed will continue to consume resources.

Introduction to the project "Helping Hand"

Helping others is the greatest quality of a human being. There are several ways and numerous styles to aid people who are in need of help. It costs nothing but the person who receives it, gets everything. Help is a word that implies assistance in doing certain kind of work. It can include several factors such as financial help, mental help, physical help, etc. No matter what kind of help you offer, no matter whom you help, it is more important to notice that another person is gaining something just because of you and your help.

There is some evidence to suggest that when you help others, it can promote physiological changes in the brain linked with happiness. This heightened sense of well-being might be the byproduct of being more physically active as a result of volunteering, or because it makes us more socially active.

Helping others can help us to make new friends and connect with our community. Face-to-face activities such as volunteering at a food bank can also help reduce loneliness and isolation.

Helping others, especially those who are less fortunate than yourself, can help to put things into perspective and make you feel more positive about your own circumstances. When you help others, you give off positive vibes, which can rub off on peers and improve your friendships. Being a force for good in a friend's life can help build a lasting bond. Having a positive impact on someone else could help you change your own outlook and attitude. Experts say that performing acts of kindness boosts your mood and ultimately makes you more optimistic and positive.

We prepared a short film on the topic “Helping Hand” which is titled as “What goes around, comes around”. In this film, four of us tried to present a view that when you help someone in this world without expecting anything in return, then someday when you will face any problem, the almighty will send someone to help you. Here we divided the film in three main scenes and four main characters who are involved in physical as well as mental help. We just tried to spread a positive vibe to the viewers throughout the whole film.

Motivation and Registration

The main motivation of making this project (i.e. Film) is to present our speaking and communication skills to the teacher who has assigned us this project, also giving us exposure to socialize with our friends and family for taking various help in order to complete this project. This project also helped us grow within ourselves in terms of coordination skills and leadership skills.

We got the opportunity to read different articles, and learn more about communication skills and film making and editing.

The Film- "What goes around, comes around"

Storyline

The storyline of the short film circulates around four different person who are unknown to each other but they help each other when they finds someone in problem.

At the very beginning, a boy named Avishek was walking on the edge of the road. A random bicycle rider was coming from behind. Suddenly due to losing balance he hit Avishek and ran away in fear. After few minutes a boy named Sukalpa was passing through that road and found someone was on the ground. Sukalpa came to Avishek and found him injured. He offered him water and carried him to the nearest clinic.

The next day, a boy named Sasanka was in hurry as he missed his bus and late for his destiny. He was very mush restless and asking every car for lift those were

passing him. But everyone kept passing. After waiting few couple of minutes a boy came with his bicycle and stopped. The boy named Hridesh, was a boy with no distinct life goal and used to travel alone in search of peace. He gave lift to Sasanka towards his destiny. During the journey Sasanka found about Hridesh. As he was very experienced in his life, he tried to help Hridesh by giving some motivation towards right path.

Few days later, Hridesh was traveling with his bicycle and suddenly he found some problem in his cycle. He was not able to fix it by himself. At the same time Avishek was passing the road. He saw a boy was struggling with his bicycle. So he came to help him. But Hridesh being a very gentle person told him not to invest himself as Hridesh has nothing to offer in return. But Avishek avoided him and fixed the bicycle. In return Hridesh greeted him with 'Thank You' but the Avishek corrected him, "Don't say thank you, what goes around, comes around". Then continued towards their destiny.

Cast

Avishek Paul as 'Avishek', the boy who got hit and injured by a random cycle rider.
Sukalpa Maity as 'Sukalpa', the boy who was passing the place and came help.
Sasanka Manna as 'Sasanka', the boy in hurry as he was late for his destination.
Hridesh Mukhopadhyay as 'Hridesh', the simple boy who was travelling randomly.

Technical specification

This film has been shot by a Moto g40 fusion 64 MP camera.
The film has been edited by an application called "Da Vinci Resolve".

Conclusion

This project has been completed by the coordinated effort of the cast, crew and most importantly the subject teacher Professor Manas Moulic. It has improved our communication skills. It has enhanced our acting skills. Film editing and cinematography are the extracurricular knowledge that we have gained. We have learned about film as a mode of communication. Got a glimpse of how film making works at a much broader scale and most importantly we have learned the lesson that the filmmaking is basically storytelling, no matter how many people are going to watch a filmmaker should always be true to his/her story.

As our story depicts the view of a continuous process of helping someone without expecting something in return, it uplifts our moral values, and the sense of responsibility we have towards our society. This project taught us a variety of things and will also inspire our viewers.

Resume

1. Name- Avishek Paul
   College- Ramakrishna Mission Vivekananda Centenary College, Rahara
   College roll no- 605
   Registration no- A01-1112-116-004-2021
   Exam roll no- 2022111206
   Department- Microbiology
   Semester- 1
   Ability Enhancement compulsory course- 1: Communicative English
   Email id- jr.avishek@gmail.com
   Contact- 6291609959

2. Name- Sukalpa Maity
   College- Ramakrishna Mission Vivekananda Centenary College, Rahara
   College roll no- 620
   Registration no- A01-1112-116-016-2021
   Exam roll no- 2022111216
   Department- Microbiology
   Semester- 1
   Ability Enhancement compulsory course- 1: Communicative English
   Email id- maitysukalpa@gmail.som
   Contact- 7584992225

3. Name- Hridesh Mukhopadhyay
   College- Ramakrishna Mission Vivekananda Centenary College, Rahara
   College roll no- 623
   Registration no- A01-1112-116-019-2021
   Exam roll no- 2022111219
   Department- Microbiology
   Semester- 1
   Ability Enhancement compulsory course- 1: Communicative English
   Email id- hridesh.mukh25@gmail.com
   Contact- 9051207605

4. Name- Sasanka Manna
   College- Ramakrishna Mission Vivekananda Centenary College, Rahara
   College roll no- 635
   Registration no- A01-1112-116-028-2021
   Exam roll no- 2022111227
   Department- Microbiology
   Semester- 1
   Ability Enhancement compulsory course- 1: Communicative English
   Email id- sasankavmas@gmail.com
   Contact- 6294218008

Bibliography

(2020). *How to enhance speaking skills.* https://harappa.education/harappa-diaries/speaking-skills-and-its-importance/.

(2013). *Speaking skills.* https://www.ilovelanguages.com/is-speaking-a-language-a-skill/.

https://en.wikipedia.org

Ramakrishna Mission Vivekananda Centenary College

Rahara, Kolkata 700118

College with Potential for Excellence (CPE)

Accredited by NAAC with Grade A

Department of English Language

Ramakrishna Mission Vivekananda Centenary College, Rahara

Project work in English classroom:

A HELPING HAND

A short film
To illustrate the features and skills of Speaking

By
[SUKALPA CHAKRABORTY]
STUDENT
1st Year 1st Semester
[BSc.PHYSICS]
ROLL NO- 147

January …9th… 2022
[Date of Submission]

Declaration:

I declare that I, ……SUKALPA CHAKRABORTY … a student of 1st Year 1st Semester of …PHYSICS…. Department, Ramakrishna Mission Vivekananda Centenary College, Rahara worked on my English project on my own and I used the resources which are mentioned in the bibliography.

……SUKALPA CHAKRABORTY ……
[Signature]
[Name]
1st Year 1st Semester

ACKNOWLWDGEMENT

I would like to thank to Mr. Manas Moulic, Asst. Prof. in English, RKMVCC, Rahara, for his invaluable help, advice and patience.
I would also like to thank my family for the support.
I would like to thank to my pupils who took part in the project, for their work and enthusiasm.

Contents PAGE NO.

Introduction 4

1. Theoretical part

1.1. About project work 4
1.1.1 Pedagogical references of project work in the past 4
1.1.1.a What is Speaking as a Language Skill 4
1.1.1.b The importance of speaking skill 4
1.1.1.c. Types of speaking skill 4,5
1.1.2 Project work in a language classroom 5
1.1.3 The advantages of project work 5
1.1.4 Benefits to learners 5
1.1.5 The role of a teacher 6
1.2. Stages of a project 6

2. Practical part

2.1. Introduction to the project "[Your Title]" 7
2.2. Motivation and registration 7
2.3. The Film "[Film Title] 7
2.3.1. Story line 7
2.3.2. Cast 8
2.3.3. Technical Specifications 8
2.3.4. THE WHOLE PRODUCTION 8

- Conclusion 9
- Bibliography 9

INTRODUCTON

Project work can become the most applicable teaching method that can enhance language learning when it is combined with constructivist concepts such as inquiry based learning. The use of the project work in that sense can serve as means to promote communicative language learning.

1.THEORITICAL PART

1.1.. ABOUT PROJECT WORK

Projects makes it possible for students to use language in a meaningful way by recycling vocabulary and grammars forms. While students are engaged in authentic tasks in projects, they have repeated opportunity to interact and negotiate meaning; improve reading, writing and speaking. Project work in that sense prepare students to use those skills for lifelong learning. Project works can also have social benefits for student in that while students worked with classmate to collects information; they improve their cooperative skills and speaking skills also social skills.

1.1.1. PEDAGOGICAL REFERENCESOF PROJECTWORK IN THE PAST

1.1.1.a. What is speaking as a language skill

Speaking is the delivery of language through the mouth. To speak, we create sounds using many parts of the body including the lungs, vocal tract, vocal chords, tongue, teeth, and lips. It allows us to communicate easily and effectively. These skills gives us the ability to convey information verbally and in a way that the listener can understand.

1.1.1.b. IMPORTANCE OF SPEAKING SKILL:

Speaking skills holds a special place for value. Good speakers are also good writers for they would have written several drafts of each speech. Good speakers are also those who can connect and empathize with people.

1.1.1.c. TYPES OF SPEAKING SKILLS

- FLUENCY
- VOCABULARY

 GRAMMAR
 PRONUNCIATION

1.1.2. PROJECT WORK ON LANGUAGE CLASSROOM

1.1.3.

Project work captures better than any other activity the two principal elements of a communicative approach . These are a concern for motivation, that is , how the learners relate to the task ; and a concern for relevance, that is how the learners relate to their language.

1.1.3. ADVANTAGES OF PROJECT WORK

PROJECT WORK MOTIVATES STUDENT

PROJECT WORKS MAKES STUDENT RESPONSIBLE FOR THEIR OWN LEARNING.

PROJECT WORKS HELPS BRIDGE THE GAP BETWEEN WHAT IS TAUGHT IN CLASSROOM AND THE PRACTICAL LIFE

STUDENTS BUILD ON THEIRRESEARCH SKILLS AND DEEPEN THEIR LEARNING OF APPLIED CONTENT BEYOND FACT AND MEMORIZATION.

STUDENTS FIND THEIR VOICE AND LEARN TO TAKE PRIDE IN THEIR WORK

STUDENTS LEARN HOW TO MANAGE PROJECTS AND ASSIGNMENTS MORE EFFICIENTLY

STUDENTS GET TO EXPLORE THEIR CURIOSITY,ASK THEIR QUESTIONS.

1.1.4. BENEFITS OF LEARNER

1. STUDENTS ARE AT THE CENTER OF THE LEARNING PROCESS.

2. STUDENTS GAIN VALUABLE TEAMWORK SKILLS THAT ARE THAT ARE HIGHLY PRIZED IN BUISNESS AND INDUSTRY

3. STUDENTS LEARN MORE THROUGH INTERACTION WITH ONE ANOTHER .

1.1.5. THE ROLE OF TEACHER

THROUGHOUT A PROJECT TEACHERS ALIGN TO STANDARDS BY CONNECTING ACTIVITIES AND ASSESESSMENT TO LEARNING TARGETS. PROJECT BASED TEACHERS MAKE SURE THAT STUDENTS UNDERSTAND WHAT THE LEARNING GOALS ARE AND WHY THEY MATTER….IT TAKES TIME TO ENGAGE STUDENTS IN CREATING SHARED NORMS AND SETTING PERSONAL GOALS.

1.2. STAGES OF A PROJECT

1. **CONCEPTION AND INITIATION**
2. **DEFINITION AND PLANING**
3. **LAUNCH OR EXECUTION**
4. **PERFORMANCE AND CONTROL**
5. **PROJECT CLOSE**

PRACTICAL PART

2.1. INTRODUCTION TO THE PROJECT

THE PROJECT WAS BASED ON THE CONCEPTS OF "A HELPING HAND".NOW, IN THE CURRENT POSITION OF SOCIETY, THE HELPING PEOPLE ARE NOT SHOWN AT ALL THERE WAS NO PEOPLE WHO HELPS FRIENDS WITHOUT ANY SELFISHNESS. SO WE WANT TO BRING THE PEOPLE BACK ON THE HELPING FIELD. SO WE HAD A VERY SMALL EFFORT TO SHOW HELPING HAND.

2.2. MOTIVATION AND REGISTRATION

IN THIS PROJECT OUR ABILITY ENHANCEMENT COMPULSURY COURSES (AECC) COMMUNICATIVE ENGLISH TEACHER MANAS MOULICK SIR HELPS US AND TOTALLY MOTIVATED BY A SPEECH OF HELPING HAND. THIS SPPECH TOTALLY ENCOURAGE US TO DO THE JOB OF FILMING A SHORT FILM TO EFFORT SOCIETY PEOPLE.

2.3. THE FILM

"A HELPING HAND"

2.3.1. STORYLINE

IN THIS FILM A BOY (ANURAG SHAW) WAS SITTING ON THE BED AND HE HAS RECENTLY CAME TO KNOW THAT HE AND HIS FAMILY ARE COVID POSITIVE. NOW IN THIS SITUATION HE CANNOT GO OUTSIDE FROM HOME TO BUY NECESSARY MEDICINES AND HIS NEIGHBOURS WERE ALSO NOT COMING NEAR THEM IN THIS SITUATION. SO, HE ATLAST CALLED HIS FRIEND (SUKALPA CHAKRABORTY) TO HELP THEM OUT BY BUYING SOME MEDICINES. AFTER TELLING ALL THIS TO SUKALPA HE TOLD HIM NOT TO WORRY AND WENT OUT TO BUY MEDICINES FOR THEM. AFTER BUYING THE REQUIRED MEDICINES AND SOME FRUITS HE WENT TO ANURAG'S HOUSE, CALL HIM AND GAVE THE MEDICINES AND FRUITS. THEREAFTER BY GETTING THAT MEDICINES ANURAG GOT A BIG RELIEF AND THANKS HIS FRIEND (SUKALPA) TO HELP HIM OUT FROM THIS SITUATION.

2.3.2. CAST

THE DESPERATE GUY- ANURAG SHAW.

THE HELPING GUY- SUKALPA CHAKRABORTY (dept. of PHYSICS, STUDENT, ROLL-147).

2.3.3.THE TECHNICAL SPECIFICATION

THE WHOLE MOVIE IS SHOT IN VIVO Y51A. THE FILM IS EDITED IN KINEMASTER.

2.3.4. WHOLE PRODUCTION:

DIRECTED BY	**SUKALPA CHAKRABORTY** **ANURAG SHAW**
WRITTEN BY	**SUKALPA CHAKRABORTY**
PRODUCED BY	**SUKALPA CHAKRABORTY**
STARRING	**SUKALPA CHAKRABORTY** **ANURAG SHAW**
CINEMATOGRAPHY	**SUKALPA CHAKRABORTY** **ANURAG SHAW**
EDITTED BY	**SUKALPA CHAKRABORTY**

CONCLUSION:

THEREFORE BY USING THE SIMPLE ARRANGEMENT OF FILM ,WE CAN HELP OUR FRIENDS AND ALWAYS STAND BEHIND OUR FRIENDS ,THEN ONE DAY THE WHOLE WORLD BECOME MORE HAPPY AND HEALTHY THAN NOW.

BIBLIOGRAPHY:

I AM SUKALPA CHAKRABORTY, STUDENT OF RKMVC COLLEGE HERE BY DECLARE THAT I SUCCESFULLY COMPLETED THE PROJECT BY THE HELP OF BOOKS AND WEBSITES i.e

1. www.google.com
2. en.wikipedia.org
3. www.masterclass.com
4. https://ugc.ac

THE END

Thank You.

RAMAKRISHNA MISSION VIVEKANANDA CENTENARY COLLEGE

Rahara, Kolkata 700118
College with Potential for Excellence (CPE)
Accredited by NAAC with Grade A

Department of English Language
Ramakrishna Mission Vivekananda Centenary College, Rahara

Project work in English classroom:

[HELPING HAND]

A short film
To illustrate the features and skills of Speaking

By
1.Suprakash Sahoo (Roll No.-112)
2.Pathik Joardar (Roll No.-116)
3.Himanish Manna (Roll no.-127)
4.Deepjyoti Boral (Roll no.-160)

Leaner
1st Year 1st Semester

[PHYSICS DEPARTMENT]

Date of submission:-

9 January, 2022

Declaration:

We declare that we, Suprakash Sahoo, Pathik Joardar, Himanish Manna, Deepjyoti Boral , students of 1st Year 1st Semester of Physics Department, Ramakrishna Mission Vivekananda Centenary College, Rahara , worked on our English project on our own and we used the resources which are mentioned in the bibliography.



[Signature]

1.Suprakash Sahoo (112)
2.Pathik Joardar (116)
3.Himanish Manna (127)
4.Deepjyoti Boral (160)

1st Year 1st Semester
RKMVC College
Rahara

Acknowledgements:

We would like to thank to Mr. Manas Moulic, Asst. Prof. in English, RKMVCC, Rahara, for his invaluable help, advice and patience.

We would also like to thank our family for the support.

We would like to thank to our pupils who took part in the project, for their work and enthusiasm.

Contents

Introduction **5**

1. Theoretical part **5-7**

1.1. About project work 5
1.1.1 What is Speaking as a Language Skill 5
1.1.2 Project work in a language classroom 5
1.1.3 The advantages of project work 6
1.1.4 Benefits to learners 6
1.1.5 The role of a teacher 6

1.2. Stages of a project 6-7

2. Practical part **7-8**

2.1. Introduction to the project "[Helping Hand]" 7
2.2. Motivation and registration 7
2.3. The Film '[Helping Hand]' 7-8
2.3.1. Story line 7-8
2.3.2. Cast 8

Conclusion **8**

Resume **9**

Bibliography **10**

Introduction:

Mass Media is effective in every field of life by virtue of their audio-visual powers. In addition to usage of short film for entertainment purposes, its educational role has been realized. The short film provides a free field of study by its structure. Types of short films are fiction, documentary, experimental, animation, video art etc.

Hartley and Davies (1978) concluded that during verbal-based education, the university students were able to remember 70 % of what had been taught in the first 10 minutes and only 20 % of what had been taught within thelast 10 minutes (Açıkgöz, 2008: 6). ÖzcanDemirel conducted a study on remembering. Demirel emphasized the memorability rate of the knowledge according to the sense organs and concluded that people remembered 50 % of what they see and hear and 80 % of what they see, hear and say (Demirel, 2008: 59). Study results proved that multi-media education should be arranged within the classroom in order for the students to remember the knowledge at high level.

Short films can be examined from many perspectives in terms of high school and university students in particular. One of these perspectives is that short films provide students with speaking skill, which enables them to have competency to perceive their surroundings and events.

1. Theoretical part

1.1.About project work:

In life, even the smallest good deeds can change someone's life for the better. However, we never know where life will take us after we've had our fair share of difficult paths, problems, and even successes. Maybe we will forget how important is to do good. This short film might change the way we look at other people and help us understand that it's never too late to become better and help other people. Learning becomes effective when we try it practically in our daily life. Project work helps us to provide the perfect circumstances for effective learning. So beside learning practical project works are necessary in our life.

1.1.1.What is Speaking as a Language Skill:

Speaking is the delivery of language through the mouth. To speak, we create sounds using many parts of our body, including the lungs, vocal tract, vocal chords, tongue, teeth and lips.Good communication skills in life will ensure everyone around us understands us and we understand them. You will be confident and assertive. There will be less misunderstanding and we will rarely have to face issues that come with poor communication. It will be easy for us to make and keep friends.

1.1.2.Project work in a language classroom:

Project work captures better than any other activity the two principal elements of a communicative approach. These are a concern for motivation, that is, how the learners relate to the task; and a concern for relevance, that is, how the learners relate to the language. We could add to these a third element: a concern for educational values, that is, how the language curriculum relates to the general educational development of the learner.

1.1.3. The advantages of project work:

It develops the student's ability to work with his or her peers, building teamwork and group skills. It allows the teacher to learn more about the student as a person. It helps the teacher communicate in progressive and meaningful ways with the student or a group of students on a range of issues.It lets the teacher have multiple assessment opportunities.It allows a student to demonstrate his or her capabilities while working independently.It shows the student's ability to apply desired skills such as doing research.

1.1.4. Benefits to learners:

Project-based learning not only provides opportunities for students to collaborate or drive their own learning, but it also teaches them skills such as problem solving, and helps to develop additional skills integral to their future, such as critical thinking and time management. And maybe more importantly, it provides students with an opportunity to create authentic projects which are personal and meaningful to them. Students have the chance to pursue their own interests and as a result, opportunities for learning for students and teachers are tremendous.

1.1.5. The role of a teacher:

The teachers' role in Project-Based Learning is unique and pervasive. An educator's ability to transition from the role of instructor to that of a mentor or collaborator can make or break it. PBL, if done well, helps inculcate skills such as active learning and problem-solving in students. These skills are useful in workplaces while working on similar projects.
Projects enhance deeper learning because students must acquire and apply concepts and ideas. Additionally, PBL has the potential to improve competence in thinking (learning and metacognition). This is because students need to formulate plans, track progress, collaborate with others. They also evaluate solutions to real-world problems.

1.2.Stages of a project:

Projects are divided into six stages:

1.Definition.
2.Initiation.
3.Planning.
4.Execution.
5.Monitoring & Control.
6.Closure.

1.Definition: Before a project starts the project manager must make sure the project goals, objectives, scopes, timescale and approach.

2.Initiation: This is perhaps the most important stage of any projects as it sets the terms of reference within which the project will run.

3.Planning: Creating a project plan is the first task while undertaking a project. It's the main key of a successful project.

4.Execution: Most of the work related to the project is realised at this stage and needs complete attention from the project manager.

5.Monitoring & Control: Once the project is running it is important the project manager keeps the control on it.

6.Closure: Last but not the list, often neglected, it is important to make sure the project is closed properly. Many projects don't have a clear end-point because there is no formal sign-off.

2. Practical Part

2.1. Introduction to the project 'Helping Hand':

A friend is a person whom one likes a lot and who isn't a part of our family. So it's very important to find a good friend. A good friend can easily lead our life to the positive and good vibes. So when we think about 'A Helping Hand', the guy which strikes our mind first is the 'Friend'.

In under 2 minutes, the film gave us more than what we hoped. It represents a student who leads a mess life with his friends. One of our friend can't bye books and he felt uncomfortable to read only PDF. When we came to know we felt sadness and help him.

2.2. Motivation and registration:

A friend is a person whom one likes a lot and who isn't a part of our family. So it's very important to find a good friend. A good friend can easily lead our life to the positive and good vibes. So when we think about 'A Helping Hand', the guy which strikes our mind first is the 'Friend'. A friend in need is someone who improves and builds self-confidence in his friend. Most noteworthy, an individual's number one friend is his friend in need. Furthermore, such a friend would tell how great he feels about you. Moreover, such a friend would tell you all your positive aspects. Consequently, this significantly increases an individual's self-confidence.

2.3. The Film 'Helping Hand'

2.3.1. Story line:

S1- Pathik Joardar

S2- Suprakash Sahoo

S3- Himanish Manna

S4- Deepjyoti Boral

[S1 & S2 coming down from 1st floor, S2 is sitting upset on his bed at ground floor.]

S1 : Hey bro, what are you doing
S3 : Nothing.
S2 : Why are you sitting like that? What happened?
S3 : No, nothing. It's ok.
S1 : But you are looking tensed. Anything serious?
S2 : Any problem? Please tell us. We will try to help.
S1 : Don't hesitate.
S3 : Actually my family's financial condition is not so good and I am worrying if I can continuemy studies at all.
S1 :why family problems.
S3 : My father can not buy all the books and it's hard to me only read PDFs.
S1 : We have enough books. Whenever you need you can read.
S2 : what book do you want now?
S3 : Any book on mathematical physics.
S2 : Oo, ok, wait I just come.

[S2 left for bring the book and meanwhile S4 (elder brother) enters in to the ground floor.]

S4 : Hey brothers, what's going on.
S1 : Listen, Deep da, he can't buy book. So, he is upset. But he did not even tell us anything.
S3 : Actually I am so introvert.
S4 : Oh, I can relate this brother. I had also same problem at that time. But for the help of some good friends. I am still able to continue my studies.

[S2 comes with the book]

S2 : Hey bro, please take. If you need more, please tell us later.
S4 : Don't worry brother, we are family now. You can definitely share your problem with us without any hesitation.
S3 : Thanks dada for great advise. Thanks guys. [S3 huges others]

[The End]

2.3.2. Cast:

Actors – 1.Suprakash Sahoo
2.Pathik Joardar
3.Himanish Manna
4.Deepjyoti Boral

Cameramen – Deepjyoti Boral & Debango Sarkar

Conclusion:

When we see one of our friend felt problem , We must hep him. In this flim we try to help one of our poor friend by giving book. We read in **Ramakrishna Mission** not only a college. We always try to help the other people in our society . In **Swamiji's** speech **"The one who loves the living , is serving God."**

Resume:

1. Name- Suprakash Sahoo
   Father's Name- Bimal Kumar Sahoo
   Mother's Name- Sabita Sahoo
   Date of Birth- 09/11/2002
   Nationality- Indian
   Languages- English, Hindi, Bengali
   Hobbies- Reading books, Gardening.

2. Name- Pathik Joardar
   Father's Name- Pulak Joardar
   Mother's Name- Chaitali Karmakar
   Date of Birth- 09/03/2004
   Nationality- Indian
   Languages- English, Hindi, Bengali
   Hobby- Photography

3. Name- Himanish Manna
   Father's Name- Jogesh Chandra Manna
   Mother's Name- Mithu Manna
   Date of Birth- 29/12/2002
   Nationality- Indian
   Languages- English, Hindi, Bengali
   Hobby- Reading story books.

4. Name- Deepjyoti Boral
   Father's Name- Jayanta Boral
   Mother's Name- Uma Boral
   Date of Birth- 29/04/2003
   Nationality- Indian
   Languages- English, Hindi, Bengali
   Hobby- Painting

Bibliography:

1. https://play.google.com/store/apps/details?id=com.nexstreaming.app.kinemasterfree&hl=en_GB&gl=US
2. https://m.apkpure.com/vita-video-editor-maker/com.snowcorp.vita/amp
3. Google Photos
4. MS word

The End

Ramakrishna Mission Vivekananda Centenary College

Rahara, Kolkata 700118
College with Potential for Excellence (CPE)
Accredited by NAAC with Grade A

Department of English Language
Ramakrishna Mission Vivekananda Centenary College, Rahara

Project work in English classroom:

[Helping hands better hands]

A short film

To illustrate the features and skills of Speaking

By
[Atmaadeep Ganguly]
Leaner
1st Year 1st Semester
[Microbiology]

January …09… 2022
[Date of Submission]

Declaration:

I declare that I, …Atmaadeep Ganguly…… a student of 1st Year 1st Semester of ……Microbiology……. Department, Ramakrishna Mission Vivekananda Centenary College, Rahara worked on my English project on my own and I used the resources which are mentioned in the bibliography.

……Atmaadeep Ganguly……

[Signature]
[Atmaadeep Ganguly]
1st Year 1st Semester
RKMVC College
Rahara

Acknowledgements

I would like to thank to Mr. Manas Moulic, Asst. Prof. in English, RKMVCC, Rahara, for his invaluable help, advice and patience.
I would also like to thank my family for the support.
I would like to thank to my brother Aryadeep who took part in the project, for his work and enthusiasm.

Contents

Introduction 5

1. Theoretical part

1.1. About project work 6
1.1.1 Pedagogical references of project work in the past [specify the page number accordingly]
1.1.1.a What is Speaking as a Language Skill 7
1.1.1.b Stages of speaking 7-8
1.1.2 Project work in a language classroom 9
1.1.3 The advantages of project work 10
1.1.4 Benefits to learners 11
1.1.5 The role of a teacher 12
1.2. Stages of a project 13

2. Practical part

2.1. Introduction to the project "[Helping Hands Better Hands]" 14
2.2. Motivation and registration 15
2.3. The Film "[Helping Hands better Hands]" 16
2.3.1. Story line16
2.3.2. Cast 16
2.3.3. Technical Specifications 16

Conclusion 17

Resumé 18

Bibliography 19

Appendix20

Introduction

1. Theoretical part

1.1 About project work

This project is about a short film entitled Helping Hands which is based on the central theme of the noble virtue of helping someone who is in the dire need of it. This idea is brought about by shooting a short film where it is shown that we must not forget to help people

1.1.1Pedagogical references of project work in the past

This is my first project work to make a short film and describe it appropriately .I did not have a chance to participate in such activities in the past and hope that the project work has been a success.

1.1.1.a What is Speaking as a Language skill?

Speaking is the action of conveying information or expressing one's feelings in speech. It is the delivery of language through the mouth. To speak we create sounds using many parts of our body including the lungs, vocal tract, vocal chords, tongue and lips.

1.1.1.b Some divisions of Speaking:-

The divisions of speaking includes the follows:-

a) Setting and Scene:- Setting refers to the time and place of a speech act and in general to the physical circumstances. Scene is the physiological setting or cultural definition including characteristics such as range of formality and sense of play or seriousness. It also refers to implicit rules and expectations surrounding the speech event.

b) Participants:- Participants include the speaker and the audience. According to linguist anthropologists audience is referred to those to whom the speech act is directed and who are addressed while the speaker is the one who delivers the message.

c) Ends:- The end of the speech event are the purposes, goals and outcomes. Differences in the goals and outcomes of speech events can be frequent, especially in classrooms and work spaces.

d) Act sequences:- Act sequence refers to the sequence of speech acts that make up the event. The order of speech acts greatly influences the speech events. It

also orients the participants to social ques. Important aspects of act sequence include turn taking and interrupting.

e) Key:- Key refers to the clues that establish the tone, manner or spirit of the speech act. Generally, different keys are used in different situations, for instance, different tones are used at birthday parties and funerals. Intonation in sentences can provide additional meanings. Lighter tones communicate humour and friendship while monotone speech acts communicate seriousness or lack of emotions. Proper application of the appropriate key in a speech event is vital for linguistic competence.

f) Instrumentalities:- They are the channels used to complete the speech act. These include the method of communication, the language, dialect or register (a variety of language used in specific settings). According to Hymes, instrumentalities are generally described as the forms and styles of speech.

g) Norms:- Social rules governing the event and the participants action and reactions. Norms will vary for each speech community.

h) Genre:- The kind of speech, act or event in a speech act is the genre. Different disciplines develop terms for kinds of speech acts and speech communities sometimes have their own terms for types. Examples of speech genres include gossip, jokes and conversations.

1.1.2 Project work in a language classroom:-

Project work is a work which focuses on completing a task and normally involves a lot of resources, time people and materials and learners practice a range of skills and language systems. In the classroom it provides many opportunities to meet a variety of learning aims which requires strong classroom management skills. It makes the learners independent in planning and realising the importance of the work.

1.1.3 Advantages of project work:-

Project based learning is a powerful teaching method that has extensive benefits for students ranging from critical thinking to project management to self-confidence. It also gives teachers the opportunity to build strong relationships with students by acting as their hands on learning facilitator. Listed below are the few advantages of working in a project:-

a) Collaboration:- Relationships formed during collaboration is a huge part of a project. Not only do students learn to work better in groups but also build positive relationships with their co-workers.
b) Problem solving:- Students learn to solve problems that are important to them including real community issues.
c) Creativity:- Students apply creative thinking skills to innovate new product designs and possibilities for projects.
d) Self-confidence:- Students find their voice and learn to take pride in their work boosting their agency and purpose.
e) Perseverance:- While working on a project students learn to manage obstacles more effectively, often learning from failures and making adjustments until they are satisfied.

1.1.4 Benefits to learners:-

The following highlights the benefits of project works to learners:-

1) Deeper engagement and interaction with learning content
2) Encouragement of higher order thinking skills
3) Development of peer and professional networks
4) Fostering of 21st century skills like collaboration and communication
5) Enhanced autonomy and agency in learning
6) Gaining valuable carrier insights

1.1.5 The role of a teacher in project work:-

The teacher's role in education is always complex regardless of the subject matter or the age of the students. In general the main focus is to make the learners understand what the already know more deeply and accurately while strengthening their dispositions to continue learning throughout their life.

The teacher has a key role in project work by suggesting possible objects to represent and making available appropriate materials for the children to use. He is also essential for building a classroom culture of mutual assistance among children. He links the project work with local, district or state standards. He also helps to determine when it is the time to complete the project and plan a culminating event and also motivating the students and make the work a lively activity.

1.2 Stages of a project:-

The primary stages of a project are as follows:-

1) Definition:- Before a project starts the project manager must make sure the project goals, scope, risks, issues, budget and time scale have been defined.
2) Initiation:- It is the most important stage of any project as it sets the terms of reference within which the project will run.
3) Planning:- Creating a project plan is the first task that needs to be done when undertaking any project. It saves time, money, labour and avoids many problems, being the key to a successful project.
4) Execution:- It is where the work to deliver the wanted result is carried out. Most of the work is realised at this stage and needs proper attention.
5) Closure:- It is important to make sure that the project is closed properly and at the end the project manager should review the project and record the good and bad points so that in future successes can be repeated and failures avoided.

2) Practical part

2.1 Introduction to the project:-

Helping hands, better hands

This project is to bring out the central idea of the noble virtue, helping someone. The film is all about a boy whose father has lost his job in the covid pandemic and the boy is unable to progress with his studies due to economic crisis. His friend comes to know of this fact and lends out a helping hand towards him by supporting him in all possible ways.

2.2 Motivation and registration

We are all living in a world now-a-days that has been hit by the covid-19 pandemic. Many have lost their jobs, many intelligent minds are not getting enough resources to flourish. This was the main motivation behind shooting this film to bring out the practical problems we are fighting against to survive.

2.3 The film

Helping hands better hands

2.3.1 Storyline

The film is all about a boy whose father has lost his job in the covid pandemic and the boy is unable to progress with his studies due to economic crisis. His friend comes to know of this fact and lends out a helping hand towards him by supporting him in all possible ways by sharing the internet with him, giving him the necessary copies and books and inviting him to continue with his classes at his residence.

2.3.2 Cast

Atmaadeep Ganguly (The friend)
Aryadeep Ganguly (The boy in need)

2.3.3 Technical specifications

The film was shot by Lenovo K6 power android phone and edited using Inshot app.

Conclusion

This project emphasises on how much speaking skills are important to learners in today's era. The film which is the main focus of this project brings out the key idea that we should help others who are in need of it and should support the blooming minds with enough resources so that they turn out to be real educated people and in return of the help they should also carry out same noble deeds.

Resume

Name:- Atmaadeep Ganguly
Department:- Microbiology (Honours)
Semester:- 1
Roll number:- 606
Registration number:- A01-1112-116-005-2021 of 2021-2022

Bibliography

english club. (n.d.). *english club*. Retrieved from https://www.english club.com.

slide share. (n.d.). Retrieved from https://www.slideshare.net.

References

Appendix

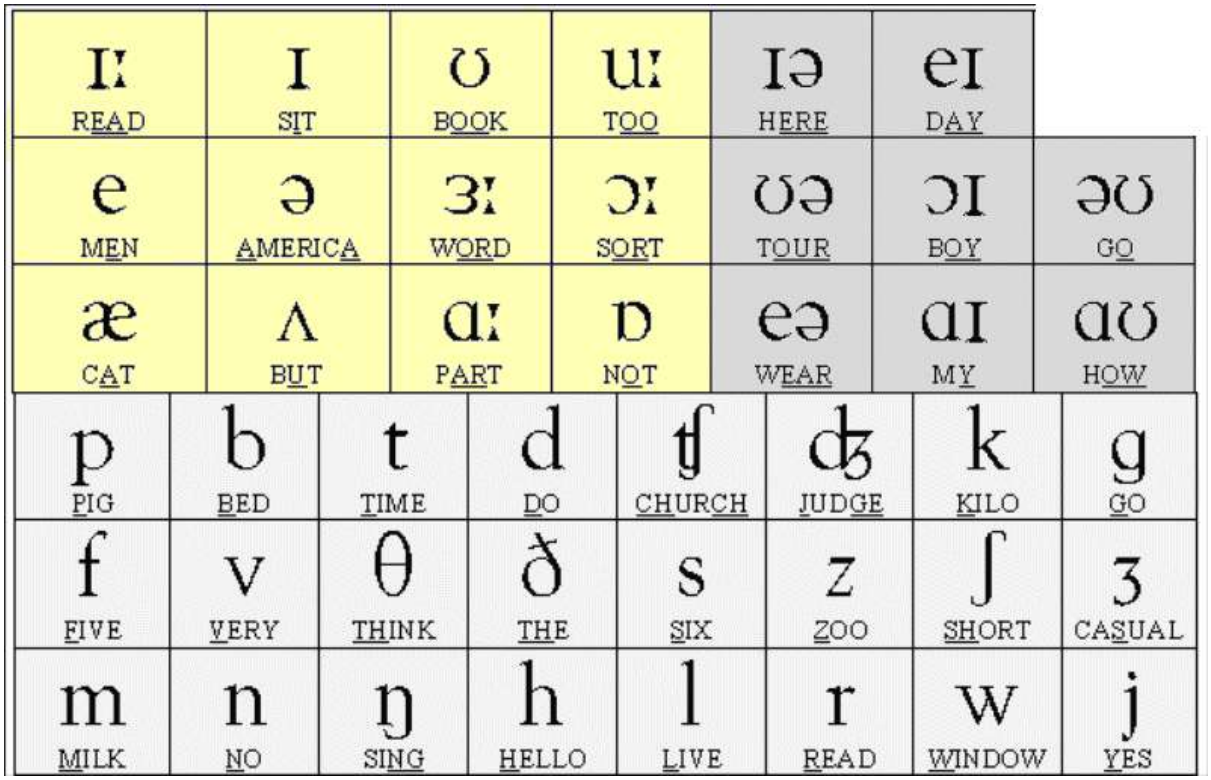
iː READ
ɪ SIT
ʊ BOOK
uː TOO
ɪə HERE
eɪ DAY
e MEN
ə AMERICA
ɜː WORD
ɔː SORT
ʊə TOUR
ɔɪ BOY
əʊ GO
æ CAT
ʌ BUT
ɑː PART
ɒ NOT
eə WEAR
ɑɪ MY
ɑʊ HOW
p PIG
b BED
t TIME
d DO
ʧ CHURCH
ʤ JUDGE
k KILO
g GO
f FIVE
v VERY
θ THINK
ð THE
s SIX
z ZOO
ʃ SHORT
ʒ CASUAL
m MILK
n NO
ŋ SING
h HELLO
l LIVE
r READ
w WINDOW
j YES

Ramakrishna Mission Vivekananda Centenary College

Rahara, Kolkata 700118
College with Potential for Excellence (CPE)
Accredited by NAAC with Grade A

Department of English Language
Ramakrishna Mission Vivekananda Centenary College, Rahara

Project work in English classroom:

Helping Hand – Examinee is helped by a unknown boy.
A short film
To illustrate the features and skills of Speaking

By
SUBHAJIT BASAK
(STUDENT)
1st Year 1st Semester
CHEMISTRY (HONS.)

9TH January 2022
[Date of Submission]

Edit with WPS Office

Declaration:

I declare that I, **Subhajit Basak** a student of 1st Year 1st Semester of Chemistry Department, Ramakrishna Mission Vivekananda Centenary College, Rahara worked on my English project on my own and I used the resources which are mentioned in the bibliography.

……

[Signature]
[Name – Subhajit Basak.]
1st Year 1st Semester
Chemistry Department
RKMVC College
Rahara

Edit with WPS Office

Acknowledgements

I would like to thank to Mr. Manas Moulic, Asst. Prof. in English, RKMVCC, Rahara, for his invaluable help, advice and patience.
I would also like to thank my family for the support.
I would like to thank to my pupils (Sourik Kar, Raushan Dutta, Subhajit Basak & Md. Hasinur Rahaman) who took part in the project, for their work and enthusiasm.

Edit with WPS Office

Contents

Introduction

1. Theoretical part

1.1. About project work
1.1.1 Pedagogical references of project work in the past [specify the page number accordingly]
1.1.1.a What is Speaking as a Language Skill
1.1.1.b
1.1.2 Project work in a language classroom
1.1.3 The advantages of project work
1.1.4 Benefits to learners
1.1.5 The role of a teacher
1.2. Stages of a project

2. Practical part

2.1. Introduction to the project "[Your Title]"
2.2. Motivation and registration
2.3. The Film "[Film Title]" 41
2.3.1. Story line
2.3.2. Cast
2.3.3. Technical Specifications

Conclusion

Resumé

Bibliography

Appendix

Edit with WPS Office

Introduction

Speaking skill is the skill which helps a person to transfer his or her message and intention to others. This project 'Helping Hand' is mainly given to improve our speaking skill. Helping Hand Project is associated with improving speaking, listening skills.

1. Theoretical part

1.1. About Project Work :

Project is a sequence of tasks that allow the students to study, research and function themselves by utilizing their potential, personal experience, interests and competence.

1.1.1.a What is Speaking as a Language Skill :

Speaking:

Speaking is an act of making vocal sounds. We can say that speaking means to converse or expressing one's thoughts and feelings in spoken language. To speak often implies conveying information. It may be from an informal remark to a scholarly presentation to a formal address.

Speaking Skills :

- Speaking skills are the skills that give us the ability to communicate effectively.
- These skills allow the speaker, to convey his message in a passionate, thoughtful, and convincing manner.
- Speaking skills also help to assure that one won't be misunderstood by those who are listening.

Edit with WPS Office

1.1.1.b

Description :

Speaking is the productive skill in the oral mode. It, like the other skills, is more complicated than it seems at first and involves more than just pronouncing words.

There are three kinds of speaking situations in which we find ourselves :

1. Intractive,
2. Partially interactive, and
3. Non-interactive.

- **Interactive speaking situations** include face-t-face conversations and telephone calls, in which we are alternately listening and speaking, and in which we have a chance to ask for clarification, repetition, or slower speech from our conversation partner.

- Some speaking situations are **partially interactive**, such as when giving a speech to a live audience, where the convention is that the audience does not interrupt the speech. The speaker nevertheless can see the audience and judge from the expressions on their faces and body language whether or not he or she is being understood.

- Few speaking situations may be totally **non-interactive**, such as when recording a speech for a radio broadcast.

In all the above explained conditions speaking is always a headache for most of the people. Although the fear of speaking is common, studies show that ability to speaking can be enhanced by improving speaking skills.

1.1.2 Project work in a language classroom :

Our respectd teacher Mr. Manas Moulik Sir gave us a project for Ability Enhancement Compulsory Courses (AECC-Eng. Communication) of making a short film on a topic – “Helping Hand”.

This project is mainly based on developing speaking skills and developing students’

Edit with WPS Office

character in society as a responsible human being.

'Helping Hand' – means one has to lend his helping hand to another who is in trouble.

1.1.3 The Advantages of Project Work :

- Improve your chances of achieving the desired result.
- Project work helps bridge the gap between what is taught in classroom and the practical life.
- Project work makes students responsible for their own learning.

1.1.4 Benefits to Learners :

- Enhance group dynamics and inter personal skills.
- Increase learner's self –confidence.

1.1.5 The Role of a Teacher :

- Teacher is not a dictator or a commander but a friend, guide and a working partner.
- He should provide occasion for shy pupils to come forward and contribute something forwards the success of the project.
- He should help the students in developing the character and personality by allowing them to accept the responsibilities and discharge them efficiently.
- He should provide democratic atmosphere in the class so that the pupils can express themselves fully without any fear of the teacher.
- He should be alert and active all the time to see that the project is running in its right lines.

1.2 Stages of a Project Work :

According to Dianna and L. Booth (1986) a problem type project has three distinct stages.

- Class Room Planning.
- Execution.
- Conclusion.

Edit with WPS Office

Class Room Planning

In this stage the important aspects related to the project work are discussed and the execution of the project work is planned thoroughly. There are 4(four) steps under this stage.

- Step-1 : Providing a set of problems.

  ↓

- Step-2 : Selecting and defining a problem.

  ↓

- Step-3 : Formulating hypothesis.

  ↓

- Step-4 : Planning / Designing methods to test the hypothesis formulated.

Execution :

In this stage the students comes into contact with the social environment and active interaction results between the two. This stage provides ample opportunity for the learner to acquire and improve social skills.

The steps under this stage are :-

- Step-1 : Collection of dada.

  ↓

- Step-2 : Interpretation of data.

  ↓

- Step-3 : Reviewing.

Conclusion :

Edit with WPS Office

In this stage, the project work report is submitted by the students and the evaluation of the same is undertaken by the teacher. The steps under this stage are :-

- Step-1 : Reporting

  ↓

- Step-2 : Evaluation by Project guide / teacher.

2. Practical part :

2.1. Introduction to the project

"Helping Hand – Examinee is helped by a unknown boy" is based on the plot of helping a student in need by a boy who don't even know him.

2.2. Motivation and registration

The main motive to choose this storyline is to show how to be socialistic. A boy who doesn't even know who the student here he is but he ready to help him because the boy knows that if the student is late he may miss the exam. This brings a special message to the society that don't be a spectator, be a helping hand in one's crisis.

2.3. The Film "**Helping Hand – Examinee is helped by a unknown boy**"

2.3.1. Story line

On one morning, one boy was walking along a road. He was looking very tensed soared and at the same time he was very annoyed. Actually that day was the last exam of end semester. He was already late for his exam. He was not getting any mode of transport like Rickshaw, Toto etc. He cannot reach his college in scheduled time. Now only ten minutes left for his examination and if he goes to college by walking, it will take much

Edit with WPS Office

time and he may miss the examination. Now being so much frustrated and irritated the boy sat down on the roadside and began sobbing.

Suddenly, a boy, who was passing by in a cycle and noticed him, he asked the student "what happened?". Then the student told him everything that he faced. The boy understood the importance of the matter and took a decision to carry him by his cycle to his destined institution. Then the boy reached the college in time and helped the boy not to miss the exam. The student hugs him and told that he helped him in one of the most important time in life. Through this coincident, both started a new relation of friendship.

A person's most useful asset is not the head full of knowledge but a heart full of love an ear ready to listen and a hand willing to help.

2.3.2. Cast

i) Examinee Student :

Soumyadeep Biswas, BSc, 1st Year, [Chemistry (H)], Roll No. 269.



_____

Signature

ii) Helping Boy :

Subhajit Basak, BSc, 1st Year, [Chemistry (H)], Roll No. 227.

–

Edit with WPS Office

Signature

2.3.3. Technical Specifications

- The film is shot by POCO M2 Pro.
- The film is edited by KINEMASTER APP.

Conclusion :

Through this project it is successfully concluded that in society we can see so many distress, people or people who are in sudden crisis; Being human. We all should lend our helping hand towards them.

Besides, the motive of project as a speaking skill test is also successfully performed.

Resumé :

Name : Subhajit Basak

Father's Name : Tapan Basak

Mother's Name : Gita Basak

Address : Natagarh, Ghoshpara,
P.O : Pansila, P.S. : Khardaha,
Dist. : North 24 Paraganas,
Kolkata – 700 112 (WB).

Edit with WPS Office

Contact info. : Mobile No. – 7439300245.
Mobile No. – 6290101906 (Guardian).

Educational Qualification : i) Passed HS from Kalyan Nagar Vidyapith.
ii) Studying in BSc 1st Year [Chemistry (Hons.)] in Ramakrishna Mission Vivekananda Centenary College, Rahara.

Language : i) English.
ii) Bengali.
iii) Hindi.

Bibliography:

MURRAY, J. (SEPTEMBER 18, 2013.). *Designing and Implementing EFFECTIVE PROFESSIONAL LEARNING* (1ST ed.). 2455, TELLAR ROAD, THOUSAND OAKS, CA 91320.: CORWIN.

Edit with WPS Office

FRIED-BOOTH, D. L. (AUGUST 12, 2010.). *PROJECT WORK.* (2ND ed.). WALTON STREET, OXFORD.: OXFORD UNIVERSITY PRESS.

ELLIS, C. D. (JUNE, 2019.). *THE PROJECT BOOK : A COMPLETE GUIDE TO CONSISTENTLY DELIVERING GREAT PROJECTS.* WILEY.

https://www.google.com/amp/s/slideplayer.com/amp/13216586/

Appendix :

Edit with WPS Office

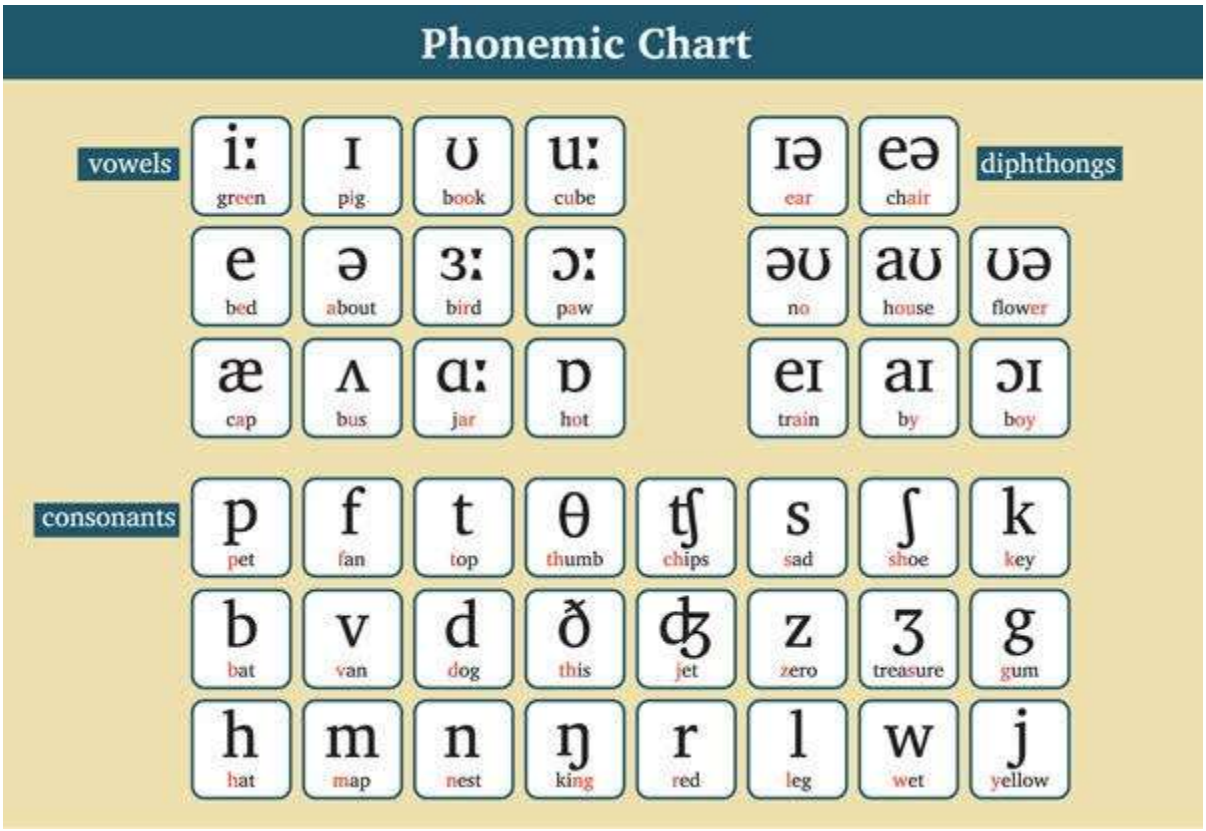

Edit with WPS Office

Edit with WPS Office

Ramakrishna Mission Vivekananda Centenary College
RAHARA, KOLKATA-700118

College with Potential for Excellence (CPE)

Accredited by NAAC with Grade A

Department of Mathematics

Ramakrishna Mission Vivekananda Centenary College, Rahara

Project work in English classroom:

Helping Hand

A short film

To illustrate the features and skills of Speaking

By

Rakesh Roy

Leaner

1st Year 1st Semester

Roll Number-355

Mathematics

January 7, 2022

Declaration:

I declare that I, Rakesh Roy, a student of 1st Year 1st Semester of Mathematics Department, Ramakrishna Mission Vivekananda Centenary College, Rahara worked on my English project on my own and I used the resources which are mentioned in the bibliography.

Rakesh Roy
1st Year 1st Semester
College Roll NO-355
RKMVC College
Rahara

Acknowledgements

I would like to thank to Mr. Manas Moulic, Asst. Prof. in English, RKMVCC, Rahara, for his invaluable help, advice and patience.

I would also like to thank my mother for taking part in the film and my father for making videos.

I would like to thank my friend Ramesh Das for editing the video.

I would like to thank my friend Swarnava Hati for helping me in technical work.

I would like to thank my friend SK. Nadim Ali for giving me a sample of the project.

Contents

Introduction **5**

1. **Theoretical part** **5-6**

1.1. About project work 5
1.1.1. What is Speaking as a Language Skill 5
1.1.2 Project work in a language classroom 5
1.1.3 The advantages of project work 5
1.1.4 Benefits to learners 6
1.1.5 The role of a teacher 6
1.2. Stages of a project 6

2. **Practical part** **6-7**

2.1. Introduction to the project “Helping Hand” 6
2.2. Motivation and registration 6
2.3. The Film “Helping Hand” 7
2.3.1. Story line 7
2.3.2. Cast 7
2.3.3. Technical Specifications 7
2.4. Difficulties 7

Conclusion **7**

Resumé **8**

Bibliography **9**

Introduction:

Speaking is an active skill that helps us to communicate to others. But for a good communication we also need body language, eye contact, emotion etc. Acting helps us to improve our communication ability. Our project is making a film that help us to enhance our speaking skill as well as our body language, emotion etc.

1. Theoretical part

1.1. About project work:

The project work is based on a film. But making film is not the main purpose. The project helps us to improve body language, expression and enhance our speaking ability. In the film there is a topic and we have to work according to the topic. My topic is helping mom when her finger burnt while cooking.

1.1.1 What is speaking as a Language skill:

Speaking is the delivery of language through the mouth. To speak, we create sounds using many parts of body, including the lung, vocal tract, vocal cords, tongue, teeth and lips. Speaking is the second of the four language skills which are listening, speaking, reading and writing.

1.1.2 Project work in language classroom:

Project work is a work which is focuses on completing a task. A group of teenage learners work on a project to develop a series of posters on how to protect the environment. Project work may provide many opportunities to meet a variety of learning aims but it requires strong classroom management skills.

1.1.3 The advantages of project work:

When working on a project, students learn to manage obstacles more effectively, often learning from failure and making adjustments until they're satisfied with the work. Students learn how make project beautiful.

1.1.4 Benefits to learners:

i) Deeper engagement and interaction with learning content.

ii) Encouragement of higher order thinking and problem-solving skills.

iii) Development of peer and professional networks.

iv) Engagement with potential employers and career mentors.

1.1.5 The role of a teacher:

Project work provides a context in which the teacher can encourage learners to apply their growing academic skill in purposeful ways. The teacher has an important part in the initiation, implementation and culmination of projects.

1.2. Stages of project:

i) Definition.

ii) Initiation.

iii) Planning.

iv) Execution.

v) Monitoring and control.

vi) Closure.

2. Practical part

2.1 Introduction to the project “Helping Hand”

The topic of the project is “Helping Hand”, it teaches us how to express the reaction, body language, our speaking. In the project we act like helping others. It teaches us to help other in our happiness from the heart. So, the title is ‘Helping Hand’.

2.2 Motivation and registration:

Before doing any project, we need motivation and registration. In this project our asst.Prof. of English Mr Manas Moulic helped me so much and guide me. He always motivates us. My family also play a very important role. They also motivate and support me to start and complete the project.

2.3. The film “Helping Hand”:

The topic is ‘Helping Hand’. So, there is a student helps his mom when his mom burnt her finger while cooking.

2.3.1 Storyline:

My mother is working in the kitchen. Suddenly her finger got burnt in the fire while cooking. So, I quickly came from my room and saw it then I brought some ice cube from the fridge and help my mom. Lastly, she thanked me and the film ends.

2.3.2 Cast:

Rakesh Roy (me)

Pritilata Roy (my mom)

2.3.3 Technical specification:

My father is the cameraman of the film. Here we used the back camera (50 MP) of OnePlus Nord 2 smart phone. We edited our video in KineMaster and send to our teacher via telegram.

2.4 Difficulties:

There are few difficulties that we faced while making the film.

i) The first problem was Speaking in English. Since my mom can only speak in Bengali it is very hard for taking in English. So, we practiced it many times.
ii) The second problem was acting. As we never made a film before, it is hard for us to act in the film. So, we tried many times and got success.
iii) The final problem was editing it. The problem got solve as my friend Ramesh Das helped me to edit it.

Conclusion:

We learn from the project are speaking ability, body language, eye expressions, dialogue etc. It helps us to enhance our communication skill and body gesture. The experience we gained will help us in future.

Resume:

I am Rakesh Roy, a student of 1st year 1st semester of BSc Mathematics(H) in Ramakrishna Mission Vivekananda Centenary Collage, made the film using OnePlus Nord 2. My mother acted in it with me and my father captured the video. My friend Ramesh Das and Swarnava Hati helped me to edit it and making a script. The story is helping my mom when she burnt her finger while cooking. I tried my level best to make it good. This is totally new experience for me and it is very amazing. Finally, I would like to thank my teacher Manas Moulic for giving me this topic.

Bibliography:

The source of the project is internet, project pdf.

Ramakrishna Mission Vivekananda Centenary College

Rahara, Kolkata 700118
College with Potential for Excellence (CPE)
Accredited by NAAC with Grade A

Department of English Language
Ramakrishna Mission Vivekananda Centenary College, Rahara

Project work in English classroom:

The Parcel

A short film

To illustrate the features and skills of Speaking

By

Srijit Seal
Learner
1st Year 1st Semester
B.Sc. Physics (Hons.)

Darpan Bhattacharya
Learner
1st Year 1st Semester
B.Sc. Computer Science (Hons.)

January 10, 2022

Declaration

I declare that I, Srijit Seal, a student of B.Sc. 1st Year 1st Semester of Physics Department, Ramakrishna Mission Vivekananda Centenary College, Rahara worked on my English project on my own and I used the resources which are mentioned in the bibliography.

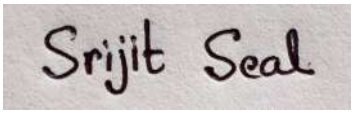

Srijit Seal
1st Year 1st Semester
B.Sc. Physics (Hons.)
RKMVC College
Rahara

I declare that I, Darpan Bhattacharya, a student of B.Sc. 1st Year 1st Semester of Computer Science Department, Ramakrishna Mission Vivekananda Centenary College, Rahara worked on my English project on my own and I used the resources which are mentioned in the bibliography.



Darpan Bhattacharya
1st Year 1st Semester
B.Sc. Computer Science (Hons.)
RKMVC College
Rahara

Acknowledgements

We would like to thank to Mr. Manas Moulic, Asst. Prof. in English, RKMVCC, Rahara, for his invaluable help, advice and patience.
We would also like to thank our families for their support and cooperation in the duration of the project.

Contents

Introduction 5

1. Theoretical part

1.1. About project work 6
- 1.1.1 Pedagogical references of project work in the past
  - 1.1.1.a What is Speaking as a Language Skill
  - 1.1.1.b What is Listening as a Language Skill
- 1.1.2 Project work in a language classroom
- 1.1.3 The advantages of project work
- 1.1.4 Benefits to learners
- 1.1.5 The role of a teacher

1.2. Stages of a project 7

2. Practical part

2.1. Introduction to the project "The Parcel" 8
2.2. Motivation and registration 8
2.3. The Film "The Parcel" 8
- 2.3.1. Story line
- 2.3.2. Cast
- 2.3.3. Technical Specifications

Conclusion 9

Resumé 10

Bibliography 11

Introduction

Since the first outbreak in March 2020, the COVID-19 pandemic has claimed millions of lives across the world. Many more have been seriously ill and down with contracting the virus. As the numbers rise every single day, we all hope for a friend, a companion to help us during these tough and lonely times.

The short film, “The Parcel”, tells a story about how a friend, who, on learning that his friend has contracted the virus, lends a helping hand out for him. He helps his friend in all possible ways that he possibly can, offering help both through delivering food and medicines, and comforting him through regular conversations. He lends a much desired, and very welcome “helping hand” to his friend in need, who has been in quarantine for the past eight days, and will remain so for the next six.

Set in the cold and chilly month of December on the occasion of Christmas eve, we can see the friend consoling his friend, and encouraging him to make it through these tough days. Through various type of help, both physical and mental, he truly helps his friend survive the virus. The caring words and help, indeed help to bring a little bit of warmth and comfort light up his friend’s life.

We see a red box which was given to his friend, containing a letter. The box sent is a metaphor for hope, a symbol that there is still the light of hope in these dark times of adversity. There is still hope that one day, the world will return back to where it was, and people will meet again. There will come a day when there will be no more numbers counting, no more lives lost due to the virus. Students will return to schools and colleges, and adults will return back to their workplace. People will again be able to socialize and meet and greet each other in person, and share the joyful and happy moments of life together. We will no more be confined to an interaction confined to a digital screen and will be able to cherish life with one another again, with our friends, families and loved ones.

The two friends, who happen to be the only characters in the story, are kept nameless throughout the duration of the film. This is symbolic of the fact that it is not two specific friends who happen to have this experience, it can be any two people in the world. We must care and support our loved ones and friends during these tough times, in whatever way we possibly can. In these days of social distancing and home quarantining, a friend’s help is indeed very much desired and longed for.

Besides potraying the friendship between two friends, this short film also helped us develop and potray the essential skill of communication. It helped us develop and improve our communication skills and improve our communication fluency in the English language.

1.1 About Project Work

1.1.1 Pedagogical references of project work in the past

1.1.1.a What is speaking as a language skill

Speaking is the delivery of language through the mouth. To speak, we create sounds using many parts of our body, including the lungs, vocal tract, vocal chords, tongue, teeth and lips.

This vocalized form of language usually requires at least one listener. When two or more people speak or talk to each other, the conversation is called a "dialogue". Speech can flow naturally from one person to another in the form of dialogue. It can also be planned and rehearsed, as in the delivery of a speech or presentation. Of course, some people talk to themselves! In fact, some English learners practise speaking standing alone in front of a mirror.

Speaking can be both formal and informal:

- Informal speaking is typically used with family and friends, or people you know well.
- Formal speaking occurs in business or academic situations, or when meeting people for the first time.

1.1.1.b Listening as a language skill

Listening is receiving language through the ears. Listening involves identifying the sounds of speech and processing them into words and sentences. When we listen, we use our ears to receive individual sounds (letters, stress, rhythm and pauses) and we use our brain to convert these into messages that mean something to us.

Listening in any language requires focus and attention. It is a skill that some people need to work at harder than others. People who have difficulty concentrating are typically poor listeners. Listening in a second language requires even greater focus.

Like babies, we learn this skill by listening to people who already know to speak the language. This set may or may not include native speakers of the language.

To become a fluent speaker in English, one needs to develop strong listening skills. Listening not only helps one understand what is being said to them, it also helps one to speak clearly to other people. It helps one learn how to pronounce words properly, how to use intonation, and where to place stress in words and sentences. This makes one’s speech easier for other people listening to them to understand.

1.1.2 Project work in a language classroom

The project work has been designed to improve and enhance the speaking skills, and in general, communication skills of the students. Speaking is an essential element of communication, and this project works helps us to improve and develop our speaking and communication skills.

1.1.3 The advantages of project work

Project work helps to expand the boundaries of education, beyond the textbooks. It helps us to explore real life skills, and improve our practical skills in life. This project has helped us improve and develop our communication skills, enhancing our speaking and expression.

1.1.4 Benefit to the learners

The project work has been greatly helpful to the learners, as it has helped them to develop and improve their communication skills. Communication is an essential practical skill in everyday life, and this project has benefited the learners by improving their communication skills.

1.1.5 Role of the teacher

Our English language and communication skills teacher, Prof. Manas Moulic constant support and help has been an essential element in the successful completion of this project. We are very grateful to him for his constant support and help in the duration of the project.

1.2 Stages of the project

The story of this film was finalized after exploring many different ideas. Inspired by the effect that the pandemic has had upon the world, we finally zeroed in on our plot. Both of us sat down and wrote the script for the film over a course of two days.
The entire film was shot over a span of two days, in multiple rooms inside our homes. The scenes were then put together and edited using a media editing application, and then the film was finally completed.
The project took a total of over ten working days, with multiple hours of work put in by both of us. We have tried to act and put on a performance best suitable to the topic of the project “Helping Hand”, to the best of our abilities.

2.1 Introduction to the project “The Parcel”

The COVID-19 pandemic has claimed millions of lives across the globe since early 2020. Many families were lost, many households were ruined. Many people lost their lives, and even more have lost their livelihood during this deadly pandemic.
“The Parcel” is a short film which potrays how a friend comes forward to lend a helping hand to another friend when he finds out that the latter had contracted the deadly virus. Set in the cold month of December, the film tells a short story of how a friend, through digital communication and material help, helps his friend to cope and overcome the effect of the deadly virus and brings warmth in his life.

2.2 Motivation for the film

The deadly pandemic has claimed millions of lives across the globe in these couple of years. We have all seen our friends and relatives, contract the virus, and some of them even lose their lives fighting it.
Since we have felt the pain of the virus, and experienced the problems, and situations that come with contracting the virus and eventual home-quarantine first-hand, we decided to set our story around that situation. The helping hand of a friend is always a welcome and well desired privilege during these tough and lonely times.

2.3 The film, “The Parcel”

2.3.1 Storyline

The film opens with the friend, who has been infected with the virus, hearing a knock at the door. He opens the door to find no one, but a red box outside his door. We come to know that the box was sent to him by none other than his friend, who has been helping him throughout his sickness.

The next scene cuts to a conversation between the two friends. Through the conversation between them, we come to know that he had helped his sick friend throughout the time period when he was down with the virus. It is just six more days of quarantine, and he would be healthy and would recover from the effect of the deadly virus. The friend has indeed extended his helping hand, and has gone out of his way to help his friend in need.

Set in New Year’s eve, symbolizing a new beginning, we reach the end of the film, when there is a knock on the door again. The friend opens the door to find a red letter, which contains “I hope you will pass it on”. He opens it to find the message “Helping Hand”.

2.3.2 Cast

Srijit Seal as the sick patient suffering from COVID-19
Darpan Bhattacharya as the person who helps his friend suffering from COVID-19

2.3.3 Technical specifications

Camera : Samsung Galaxy M30 (mobile phone)
Tripod : Digitek Lightweight DV Tripod DTR 340 LT
Editor : VSDC video editor

Video Resolution : 1920x1080 (Full HD)
Frame Rate : 24 fps
Duration : 2 minutes
Video Size : 364.55 MB

Conclusion

The short film tries to depict how a friend helps another friend in need when he contracts the COVID-19 virus. It tries to conform to the topic assigned for this project “Helping Hand”.

It has been a pleasure and a great learning experience to complete this project, and we are very grateful to be given the oppurtunity to do a project on such a wonderful topic. We have tried to complete the project to the best of our abilities.

Resumé

SRIJIT SEAL

B.Sc. Physics (Hons.)
1st Semester
Ramakrishna Mission Vivekananda Centenary College, Rahara

Roll No. : 139
Registration No. : A01-1112-111-031-2021 of 2021-2022

E-mail : srijit036@gmail.com
Contact No. : 87777 80312

DARPAN BHATTACHARYA

B.Sc. Computer Science (Hons.)
1st Semester
Ramakrishna Mission Vivekananda Centenary College, Rahara

Roll No. : 715
Registration No. : A01-1112-117-014-2021 of 2021-2022

E-mail : dbhattacharya170803@gmail.com
Contact No. : 62899 83609

Bibliography

What is Speaking?
https://www.englishclub.com/speaking/what-is-speaking.htm

What is Listening?
https://www.englishclub.com/listening/what.htm

Epidemic Sound
https://www.epidemicsound.com/

Ramakrishna Mission Vivekananda Centenary College

Rahara, Kolkata 700118

College with Potential for Excellence (CPE)

Accredited by NAAC with Grade A

Department of English Language

Ramakrishna Mission Vivekananda Centenary College, Rahara

Project work in English classroom:

[HELPING HAND]

A short film

To illustrate the features and skills of Speaking

By

[Soumyadeep Das

&Amaresh Adak]

Leaner

1st Year 1st Semester

[Mathematics]

January …….2022

09/01/2022

Declaration:

We declare that we,**Amaresh Adak** and **Soumyadeep Das** a student of 1st Year 1st Semester of **Mathematics** Department, Ramakrishna Mission Vivekananda Centenary College, Rahara worked on our English project on my own and we used the resources which are mentioned in the bibliography.



Soumyadeep Das
1st year,1st semester
RKMVCC,Rahara

Amaresh Adak
1st year,1st semester
RKMVCC,Rahara

Acknowledgements

We would like to thank to Mr. **Manas Moulic,** Asst. Prof. in English, RKMVCC, Rahara, for his invaluable help, advice and patience. We would also like to thank my family for the support.We would like to thank to my pupils who took part in the project, for their work and enthusiasm.

Contents

Introduction 4

1. Theoretical part 4-5

1.1. About project work 4
1.1.1. What is Speaking as a Language Skill 4
1.1.2 Project work in a language classroom 4
1.1.3 The advantages of project work 4
1.1.4 Benefits to learners 5
1.1.5 The role of a teacher 5
1.2. Stages of a project 5

2. Practical part 5-6

2.1. Introduction to the project "[Your Title]" 5
2.2. Motivation and registration 6
2.3. The Film "[Film Title]" 6
2.3.1. Story line 6
2.3.2. Cast 6
2.3.3. Technical Specifications 6

Conclusion 7

Resume 7

Bibliography 7

Appendix 7

Introduction:

The project of this film is a work of art. It helps us to improve our english speaking skills,own body language, eye expression etc. It learns us how to communica**te**
With each other.It is also helpful our own improvement.

1. Theoretical part

1.1. About project work:

The project of work is based on a film. But it is not mean intensity of this film. Main intensity of this film, how we improve our speaking skill, body language,eyes expression. For this purpose, it is a practical work. In this work, there is a topic"HELPING HAND"and we have to act according to the topic .

1.1.1. What is speaking as a language skill :

Speaking is the delivery of language through the mouth. To speak, we create sound using many parts like vocal tract, vocal cord, tongue ,teeth and lips. Speaking is the sound of four 4 languages skill which are listening, speaking,reading and writing.

1.1.2. Project work in language:

Project work is a destination fix work. In certain time we should complete this work. A group of teenage learners work on a project to develop their own skills project work may provide many opportunities to meet a variety of learning skill and it requires from classroom management skill.

1.1.3. The advantages of project work:

When a student working on a project to learn to manage obstacles more effectively, often learning from failure and making adjustment until they are satisfied with their work.

1.1.4. Benefits to learners :

- **Encouragement of higher order thinking and problem solving skills.**
- **Development of our speaking skill.**
- **Engagement with potential employer and career mentors.**

1.1.5. The role of a teacher :

Project work provides a context in which the teacher can encourage learners to apply their growing academic skill. The teacher has an important part in the initiation.

1.2 Stages of a project:

- **Definition.**
- **Initiation.**
- **Planning.**
- **Execution.**
- **Closure.**

2 Practical Part

2.1. Introduction to the project "HELPING HENDS":

The topic of the project is helping and it learn how to express the reaction ,our body language,speaking.In this project we act like helping others answers to help others is our happiness from heart so the title is "HELPING HENDS".

2.2. Motivation and registration :

To do any project,at first word motivation and registration.In this project our assistant professor of English help me so much and guide me. My friends also help me to complete the project.

2.3. The film " HELPING HAND"

The name of the film is "Helping Hand"

2.3.1 Storyline :

When Amarsh sees Soumyadeep worried and ask him why he was worried? Soumyadeep says about the plight of people in the slums area. Then they jointly decided that they would teach the slum children without any fees.After that by talking to their parents they start teaching and buy study materials they can afford for those needy students.

2.3.2. Cast:

Amaresh Adak
Soumyadeep Das

2.3.3 Technical specifications :

My friend Souvik Majumder is the cameramen of this film. We have used the back camera of Samsung Galaxy f41 mobile phone.And for call we use Honour 10 lite.

- **Conclusion:**

We learn form the project speaking skill body language expressions dialogue through its Shudra there's just to improve ourselves in body gesture so the project is so useful for us.

- **Resume :**

I am Amaresh Adak, 1st year, 1st semester RKMVC college, this is my first film. I have tried my best.This is a new experience for me in past I never did sach a project. The experience was amazing.

- **Bibliography:**

The source of my project is internet,porject's pdf,my friend.

- **Appendix :**

This project of art is amazing it is no depend to our writing it is depend on us how much we act this is an excellent experience to make a film based on helping hand.

THE END

Ramakrishna Mission Vivekananda Centenary College

Rahara, Kolkata 700118
College with Potential for Excellence (CPE)
Accredited by NAAC with Grade A

Department of English Language
Ramakrishna Mission Vivekananda Centenary College, Rahara

Project work in English classroom:

Helping Hand

A short film

To illustrate the features and skills of Speaking

By
Shuvodeep Saha
Learner
1st Year 1st Semester
Botany

January …… 2022

09/01/2022

Declaration:

I declare that, I Shuvodeep Saha a student of 1st Year 1st Semester of Botany Department, Ramakrishna Mission Vivekananda Centenary College, Raharaworked on my English project on my own and I used the resources which are mentioned in the bibliography.

Shuvodeep Saha
1st Year 1st Semester
RKMVC College
Rahara

Acknowledgements

I would like to thank to Mr. Manas Moulic, Asst. Prof. in English, RKMVCC, Rahara, for his invaluable help, advice and patience.
I would also like to thank my family for the support.
I would like to thank to my pupils who took part in the project, for their work and enthusiasm.

Contents

Introduction

1. Theoretical part **5-7**

1.1. About project work
1.1.1 Pedagogical references of project work in the past
1.1.1. a) What is Speaking as a Language Skill
1.1.2 Project work in a language classroom
1.1.3 The advantages of project work
1.1.4 Benefits to learners
1.1.5 The role of a teacher
1.2. Stages of a project

2. Practical part **8-9**

2.1. Introduction to the project "Helping Hand"
2.2. Motivation and registration
2.3. The Film "MAA"
2.3.1. Story line
2.3.2. Cast
2.3.3. Technical Specifications

Conclusion

Resumé

Bibliography

Introduction

"HELP" is a very small word that has greater depths in it. Help can be small or big depending on the time it is been given or done. It always gives joy to help others. Help is something we may need at any time in our life. Parents help us to walk, talk and to know the world. Teachers help us to learn new things and to differentiate between good and bad. They guide us throughout our life. As we grow we should help each other in our need knowing our limits,
As once said by Mahatma Gandhi– "The best way to find yourself is to lose yourself in the service of others."

1. Theoretical part

1.1. About project work

Project Work is a learning experience that provides students with the opportunity to synthesise knowledge from various areas of learning and apply it to real-life situations. Students collaborate with their peers and communicate their ideas effectively to achieve a common objective. It helps the students to socialise and have a broad perspective over a topic or idea, from various sources, they are working on.

1.1.1 Pedagogical references of project work in the past

Pedagogy simply means the art or science of teaching. The current project works pedagogical reference can be traced back from the time of theatre and plays. Where people can socialise, communicate and spread their ideas or creations through entertainment.

1.1.1.

a) What is "Speaking" as a Language Skill?

Speaking is the skill that makes human beings ***different from and superior to*** the species of living beings. Speaking is a complex ***cognitive*** and ***linguistic*** skill. A child *learns* to speak through interaction with the people around him/her in their native language. Every normal adult can speak in his/her native language without effort and this skill is a natural one. There are a lot of functions of speaking in human lives every day. However, these functions can be divided into three main categories.

- Interaction
- Transaction
- Performance

1.1.2 Project work in a language classroom

Project work is work which focuses on completing a task. Project work normally involves a lot of resources - time, people and materials - and learners practise a range of skills and language systems.

For Instance:
A group of teenage learners work on a project to develop a series of posters on how to protect the environment.

In the classroom
Project work may provide many opportunities to meet a variety of learning aims but it requires strong classroom management skills. Learners need independence in planning and realizing the work but they also need the teacher to act as a driver in ensuring it is carried out in a way that meets learning aims.

1.1.3. The advantages of project work

There are multiple advantages of a project work for a few to mention:

1. **Collaboration:** Relationships formed during collaboration is a huge part of PBL (Project Based Learning). Not only do students learn how to work better in groups—providing their own input, listening to others, and resolving conflicts when they arise—they build positive relationships with teachers, which reinforces how great learning is. Students also form relationships with community members when working on projects, gaining insight for careers and beyond.
2. **Problem Solving:** Students learn how to solve problems that are important to them, including real community issues, more effectively—even learning from failure and possibly starting over.
3. **Creativity:** Students apply creative thinking skills to innovate new product designs and possibilities for projects.
4. **In-Depth Understanding:** Students build on their research skills and deepen their learning of applied content beyond facts or memorization.
5. **Self-Confidence:** Students find their voice and learn to take pride in their work, boosting their agency and purpose.

1.1.4 Benefits to learners

- Deeper engagement and interaction with learning content.
- Encouragement of higher order thinking and problem-solving skills.
- Development of peer and professional networks.
- Engagement with potential employers and career mentors.
- Fostering of 21st century skills like collaboration and communication.
- Enhanced autonomy and agency in learning.
- A sense of mastery and self-efficacy.
- Gaining valuable career insights.

1.1.5 The role of a teacher

The teacher has an **important part to play in the initiation, implementation, and culmination of projects**. Initially, the teacher must determine the appropriateness of the topic to be investigated. Projects are productive and enlightening if the topic under investigation is interesting to most of the children.

1.2. **Stages of a project**

Projects are divided into six stages:

1. Definition.
2. Initiation.
3. Planning.
4. Execution.
5. Monitoring & Control.
6. Closure.

Each project stage is characterized by a distinct set of activities that take the project from the first idea to its conclusion. Each stage is of equal importance and contributes to the overall success of the project.

1. Definition

Before a project starts the project manager must make sure the project goals, objectives, scope, risks, issues, budget, timescale and approach have been defined. This must be communicated to all the stakeholders to get their agreement. Any differences of opinion must be resolved before work starts.

2. Initiation

This is perhaps the most important stage of any project as it sets the terms of reference within which the project will be run. If this is not done well, the project will have a high probability of failure. The initiation stage is where the business case is declared, scope of the project decided and stakeholder expectations set. Time spent on planning, refining the business case and communicating the expected benefits will help improve the probability of success. It is tempting to start work quickly, but a poor initiation stage often leads to problems and even failure.

3. Planning

The key to a successful project is in the planning. Creating a project plan is the first task you should do when undertaking any project. Often project planning is ignored in favour of getting on with the work. However, many people fail to realise the value of a project plan in saving time, money and for avoiding many other problems.

4. Execution

This is where the work to deliver the product, service or wanted result is carried out. Most of the work related to the project is realised at this stage and needs complete attention from the project manager.

5. Monitoring & Control

Once the project is running it is important the project manager keeps control. This is achieved by regular reporting of issues, risks, progress and the constant checking of the business case to make sure that the expected benefits will be delivered and are still valid.

6. Closure

Often neglected, it is important to make sure the project is closed properly. Many projects do not have a clear end-point because there is no formal sign-off. It is important to get the customers' agreement that the project has ended, and no more work will be carried out. Once closed, the project manager should review the project and record the good and bad points, so that in the future, successes can be repeated, and failures avoided. A project that is not closed will continue to consume resources.

2. Practical part

2.1. Introduction to the project

"Helping Hand"

My project portrays the conversation between son and his mother, who may be infected with COVID-19. Through this short film I want to portray the relation between a son and his ill mother and how he takes care of his mother by maintaining all the precautions and helping her out with the household work.
Helping doesn't only mean to help the unknown but also to stand by the side of your family members during the time of crisis. These 2 minutes short film hopefully portrayed the love and care between a son and his mother beautifully.

2.2. Motivation and registration

The main motivation for the making of this project (i.e. ShortFilm) is to represent our speaking and communication skills to the teacher who has assigned me to this project, also giving an exposure to socialise and communicate with our friends and family for taking various help in order to complete this project. This project also helped us grow within ourselves in terms of coordination skills and leadership skills.

We got the opportunity to read different articles, and learn more about communication skills and film making and editing.

2.3. The Film

"MAA"

The story starts in the bed room, where the son enters and saw his mother lying on the bed with a quilt covering her.

Son- "Maa, where are you? I am hungry. Give some food."

Mother who is ill still thinks about his son's wellness and asks him to stay away from her as he can also get infected from her. When the son realizes about his mother's health he quickly went to get a mask to cover himself so that he can at least take care of his mother and ask her if she in need of anything.

Son- "Have you eaten anything?"
Mother- "No, I haven't eaten anything."

In the next scene the son has brought some hot soup for so that she can have it and feel a little better. Minding the social distance criteria they exchanged their conversations and cared for each other.
In the next moment we find him to go out to get some medicines for his mom and give her the pills to have and take away her dishes to clean them. And provides her with mental support to keep her strong.

2.3.2. Cast

Shuvodeep Saha as the Son
Kabita Saha as his Mother

2.3.3. Technical Specifications

Shoot was done with Realme X2 phone
Edited with FilmForth software

CONCLUSION

This project has been completed by the coordinated effort of the cast, crew and most importantly the subject teacher Professor Manas Moulic. It has helped me to improve my communication skills. It has enhanced my acting skills by providing me the confidence to act in front of the camera. Film editing and cinematography are the extracurricular knowledge that I have gained. I have learned about film as a mode of communication and to express my ideas. Got a glimpse of how film making works at a much broader scale and most importantly we have learned the lesson that the filmmaking is basically storytelling, no matter how many people are going to watch a filmmaker should always be true to his/her story.
I hope the title has eventually gained its recognition as "**MAA**" from the film.

RESUME

Name- Shuvodeep Saha

D.O.B- 15/11/2002
Address- 2E, Kmardanga Road, Kolkata-700046, P.S. - Entally
Education- School Pass out from St. Sebastian's School with science stream
Phone No.- 8584953305
E-mail- ricksaha008@gmail.com
Mother's Name- Kabita Saha
Father's Name - Amal Saha

BIBLIOGRAPHY

(2020). *How to enhance speaking skills.* https://harappa.education/harappa-diaries/speaking-skills-and-its-importance/.

(2013). *Speaking skills.* https://www.ilovelanguages.com/is-speaking-a-language-a-skill/.

Ramakrishna Mission Vivekananda Centenary College

Rahara, Kolkata 700118

College with Potential for Excellence (CPE)

Accredited by NAAC with Grade A

Department of English Language

Ramakrishna Mission Vivekananda Centenary College, Rahara

Project work in English classroom:
[The Story of Humanity]

A short film

To illustrate the features and skills of Speaking

By
[**Subhadip Ghosh**]
Leaner
1st Year 1st Semester
Roll No - 312
[Department of Mathematics]

By
[**Anjan Sen**]
Leaner
1st Year 1st Semester
Roll No - 317
[Department of Mathematics]

By
[**Swarnava Kundu**]
Leaner
1st Year 1st Semester
Roll No - 333
[Department of Mathematics]

9 January 2022

[Date of Submission]

DECLARATION:

We declare that we, Subhadip Ghosh , Anjan Sen , Swarnava Kundu , students of 1st Year 1st Semester, Mathematics Department, Ramakrishna Mission Vivekananda Centenary College, Rahara worked on our English project on our own and we used the resources which are mentioned in the bibliography.

.....

[Signature]
[Subhadip Ghosh]
Roll No - 312
1st Year ,1st Semester
RKMVC College
Rahara



.....

[Signature]
[Anjan Sen]
Roll No - 317
1st Year ,1st Semester
RKMVC College
Rahara



.....

[Signature]
[Swarnava Kundu]
Roll No - 333
1st Year, 1st Semester
RKMVC College
Rahara

ACKNOWLEDGEMENTS

I would like to thank to Mr. Manas Moulic, Asst. Prof. in English, RKMVCC, Rahara, for his invaluable help, advice and patience.
I would also like to thank my family for the support.
I would like to thank to my pupils who took part in the project, for their work and enthusiasm.

CONTENTS

Introduction	Page No.
1.THEORETICAL PART:	5
1.1 About Project Work:	5
1.1.1. Pedagogical references of project work in the past:	5
1.1.1.a What is Speaking as a Language Skill:	5
1.1.2. Project Work in Language Classroom:	6
1.1.3. The Advantages of Project Work:	6
1.1.4 Benefits to the Learners:	6
1.1.5. The role of a Teacher:	7
1.2. Stages of a Project:	7
2. PRACTICAL PART:	7
2.1. Introduction to the project "The story of Humanity":	7
2.2. Motivation and registration:	7
2.3. The Film "The story of Humanity":	7
2.3.1. Storyline:	8
2.3.2. Cast:	8
2.3.3. Technical specifications:	8
CONCLUSION	9
RESUME	10
BIBLIOGRAPHY	11
APPENDIX	12

Introduction:

A short film is a work of art. Participating in any kind of film teaches us to speak more confidently, that we can express our emotions using our body language, improves our communication skills. It makes us more creative by giving us opportunities to improvise our speaking and acting skills.

1. THEORETICAL PART :

1.1. About Project Work:

The project is about making a short film of around two minutes where we portray the theme of helping hand. The project aims to improve our communication and speaking skills in English.

1.1.1. Pedagogical references of project work in the past:

Project work is a major activity for all students during their school or college days. Many people are known for coming out with creative ideas but there are very few of them who actually bring the idea on paper and present the facts in the form of a good project report.

But we are not familiar to this type of project work before this sencessional project work. So we should follow to our class teacher's word. And we should also try to take help from our classmate & internet.

1.1.1.a What is Speaking as a Language Skill:

Speaking is an act of making vocal sounds. It is also described as an interactive process of constructing meaning that involves producing and receiving and processing information. Speaking is an important skill and by mastering it, one can communicate properly. Speaking means expressing one's thoughts and feelings in spoken language.

1.1.2. Project Work in Language Classroom:

Project work captures better than any other activity the two principal elements of a communicative approach. These are a concern for motivation, that is, how the learners relate to the task; and a concern for relevance, that is, how the learners relate to the language. We could add to these a third element: a concern for educational values, that is, how the language curriculum relates to the general educational development of the learner. Project work in language classroom combines in practical form both the fundamental principles of a communicative approach and the values of good education.

1.1.3. The Advantages of Project Work:

Project work encourages initiative, independence, imagination, self-discipline and co-operation. It gives the students the opportunity to express their ideas and feelings to the world. Students learn by doing in a project work. Project work gives a clear sense of achievement. It enables all students to produce a worthwhile product.

1.1.4 Benefits to the Learners:

A foreign language can often seem a remote and unreal thing. This inevitably has a negative effect on motivation, because the students don't see the language as relevant to their own lives. If learners are going to become real language users, they must learn that English can be used to talk about their own world. Project work helps to bridge this relevance gap. It helps us to be confident and be fluent while speaking a foreign language. The language becomes more relevant to the learners in the process because they begin to communicate their feelings using a foreign language.

1.1.5. The role of a Teacher:

Teachers act as mentors for students guiding them in the proper direction and providing them with proper sources of knowledge. They provide the students with ideas that the students may not be able to think of. They encourage and inspire students to perform better and produce better results.

1.2. Stages of a Project:

- Definition
- Initiation
- Planning
- Execution
- Monitoring and Control
- Closure

2. PRACTICAL PART:

2.1. Introduction to the Project "The story of Humanity":

The theme of the project is "Helping Hand". The project teaches us that if we are compassionate and have empathy for others then we can find ways to help others with whatever means we have.

2.2. Motivation and registration :

To do any project, at first we want motivation and registration. In this project, our Asst. Prof. in English Manas Moulic Sir helped us and guided us. He always motivates us. Our friends also motivate and support us to start and complete the project.

2.3. The film "The story of Humanity":

The film topic is 'Helping hand'. So, there are two friends helps their friend in his health problem.

2.3.1. Storyline :

One day a friend slipped in the bathroom and his leg got twisted. He was taken to their room by the other friend and wondered how to help him. He needed to be treated with Volini and other medication, but there was none in the room. And the shops were probably closed by now. He was confused, but then he had an idea. He called his friend who lived in the other side of the city and told him to bring the things. The third friend agreed and soon came with those things. The injured boy was treated carefully and soon he was comfortable. That friend promised to help whenever his help was needed.

2.3.2. Cast :

Anjan Sen (Injured friend)

Subhadip Ghosh (Anjan's roommate)

Swarnava Kundu (3rd friend)

2.3.3. Technical specifications:

Cameraman: Swarnava Kundu , Subhankar Mahato , Soumya Mahata

Camera: Poco X3 64 MP Back Camera

Script: Sourav Upadhyay

Editing: Swarnava Kundu

Editing Platform: Wondershare Filmora

Laptop: HP 14s

The film is sent by Swarnava Kundu's telegram account (7477370223), on 9th January 2022.

CONCLUSION

We learnt communication skills, sharing our feelings in English in the process of doing this project. It was lot of fun doing this project. We have learnt how to speak in an effective way and that we just need to be compassionate to help others when needed.

RESUME

We , Subhadip Ghosh,Anjan Sen,Swarnava Kundu,
Are the students of 1st year 1st Semester
(Mathematics Department) of
Ramakrishna Mission Vivekananda Centenary College.
This is our first short film.
We had no experience of performing in a short film prior to this.

BIBLIOGRAPHY

1. https://www.teachingenglish.org.uk/article/project-work
2. https://www.englishclub.com/speaking/what-is-speaking.htm#:~:text=Speaking%20is%20the%20delivery%20of,Listening
3. https://www.destinationimagination.org/blog/10-benefits-of-project-based-learning/
4. https://evelynlearning.com/teachers-role-project-based-learning/
5. https://rkmvccrahara.org/
6. I have taken help from our respected teacher Manas Moulic.

APPENDIX

It was a beautiful experience to be a part a part of this project. All of us gave sincere efforts to make this a project a success.

Ramakrishna Mission Vivekananda Centenary College

Rahara, Kolkata 700118
College with Potential for Excellence (CPE)
Accredited by NAAC with Grade A

Department of English Language
Ramakrishna Mission Vivekananda Centenary College, Rahara

Project work in English classroom:

A Friend in Trouble

A short film

To illustrate the features and skills of Speaking

By
Soham Samanta
Leaner
1st Year 1st Semester
Department of Zoology

January 10, 2022

Declaration:

I declare that I, **Soham Samanta** a student of 1st Year 1st Semester of **Zoology** Department, Ramakrishna Mission Vivekananda Centenary College, Rahara worked on my English project on my own and I used the resources which are mentioned in the bibliography.

Soham Samanta
1st Year 1st Semester
RKMVC College
Rahara

Acknowledgements

- I would like to thank to Mr. Manas Moulic, Asst. Prof. in English, RKMVCC, Rahara, for his invaluable help, advice and patience.
- I would also like to thank my family for the support.
- I would like to thank to my pupils who took part in the project, for their work and enthusiasm.

Contents

Introduction 5

1. Theoretical part

1.1. About project work 5
1.1.1 Pedagogical references of project work 5
1.1.1.a What is Speaking as a Language Skill
1.1.1.b Setting & Scene
1.1.1.c Key
1.1.1.d Instrumentalities
1.1.2 Project work in a language classroom
1.1.3 The advantages of project work 6
1.1.4 Benefits to learners 6
1.1.5 The role of a teacher 6
1.2. Stages of a project 7

2. Practical part

2.1. Introduction to the project "*A Friend in Trouble*" 8
2.2. Motivation and registration 8
2.3. The Film "*A Friend in Trouble*" 8
2.3.1. Story line
2.3.2. Cast
2.3.3. Technical Specifications

Conclusion 9

Resumé 10

Bibliography 11

Appendix 12

Introduction

The project work is a short film based on helping people around us who need our help. This project also emphasizes how much speaking skills are important day to day life.

What is Speaking?

In sociolinguistics, speaking or the speaking model, is a model socio-linguistic study (represented as a mnemonic) developed by Dell Hymes. Hymes developed this model as part of a new methodology referred to as the ethnography of speaking. This model is a tool to assist the identification and labelling of components of interactional linguistics that was driven by his view that, in order to speak a language correctly, one needs not only to learn its vocabulary and grammar, but also the context in which words are used. In essence, the learning the components of the speaking model is essential for linguistic competence.

Some Division of Speaking

- ### Setting & Scene

Setting refers to the time and place of a speech act and, in general, to the physical circumstances". The living room in the grandparents' home might be a setting for a family story. Scene is the "psychological setting" or "Cultural definition" of a scene, including characteristics such as range of formality and sense of play or seriousness. The family story may be told at a reunion celebrating the grandparents' anniversary. At times, the family would be festive and playful, at other times, serious and commemorative.

- ### Key

"Key" refers to the clues that establish the "tone, manner, or spirit" of the speech act. The aunt might imitate the grandmother's voice and gestures in a playful way, or she might address the group in a serious voice emphasizing the sincerity and respect of the praise the story expresses.

- ### Instrumentalities

Instrumentalities are the channels used to complete the speech act. These include the method of communication (writing, speaking, signing or signalling), the language, dialect (a mutually intelligible subset of a language) or register (a variety of a language that is used in specific settings). Hymes described these instrumentalities generally as the Forms and styles of speech. For example, the instrumentality of the spoken word is different from the written word; the language spoken is unique to the speech act, as is the dialect. Similarly, the register that is spoken influences the speech event. For example, an aunt might speak in a casual register with many dialect features, but if her niece continues the conversation in a more formal register with careful grammatically "standard" forms the conversation may seem awkward.

Advantages of Project Work

- Deeper engagement and interaction with learning content.
- Encouragement of higher order thinking and problem-solving skills.
- Development of peer and professional networks.
- Engagement with potential employers and career mentors.
- Fostering of 21 st century skills like collaboration and communication.
- A sense of mastery and self-efficacy.
- Gaining valuable career insights.

Benefits to learners

- Cognitive Flexibility or Stretching Your Brain
- Cultural Awareness and Traveling the World
- Creativity and English Entertainment
- Connection: Building Relationships Through English Learning
- Success in Business and Education

Role of Teacher in Project Work

Teacher helps the students in proper planning of the project and discuss with them all the pros and cons of the project. He highlights on the important aspects and hazards of the project.
The relation of the teacher with his students is very closer in project method than in the ordinary class teaching. The teacher is like a friend, an elder brother who works together with the students and helps them to gain rich experiences. He acts in the capacity of a director of the student group and gives all types of necessary directions and does not behave as an autocratic teacher.

Stages of a Project

1. **Initiation**
   - Define project goals
   - Create a business case
   - Complete the project charter
   - Draw up the list of stakeholders

2. **Planning**
   - Define scope
   - Create a project plan
   - Set a budget baseline
   - Define roles and responsibilities

3. **Execution**
   - Allocate project resources
   - Manage project resources
   - Build the product or process
   - Meet often and fix issues as they rise

4. **Monitoring & Control**
   - Track effort and cost
   - Monitor project progress
   - Ensure adherence to plan
   - Prevent any chance for disruptions

5. **Completion**
   - Handover deliverables
   - Review project deliverables
   - Get project results approved
   - Document project learnings

About Project Work: Short Film

"A Friend in Trouble"

This project is a short film about helping people around you. This project also emphasizes how much speaking skills are important in day-to-day life. Sometime there are small problems in our life that bothers us. Even if we know the solutions, we need a friend to make decisions easily and to come out of those situations.

Aims of the Short Film

- Film focuses on small issues in our life.
- We should help each other irrespective of how critical the situation is.
- Encourage others to stay positive in life.
- Lastly, help the ones who are in morse and try to build up the positivity within them.

Motivation and Registration

Sometimes we ignore little but annoying problems of people nearby us. I have chosen this story because I think we should help them irrespective of the situation.

Story Line

This is a short film about helping hands where a friend has a problem with indigestion for eating too much junk foods from canteen of college. After noticing him in this condition, one of his friends asked about his health and finally gave him some advice about taking medicine and how he should eat foods next time.

Cast

Soham Samanta (Main)	**Roll No:** 523
Tribikram Sur (Camera)	**Roll No:** 505
Ritam Kumar Midya (Support)	**Roll No:** 530

Technical Specifications

Recorded by Mobile Camera
Edited using Wondershare Filmora9

Conclusion

This project emphasizes on how much Speaking skills are important to Learners in today's era. It also illustrates features of speaking. The film which is the focus this project inculcates the way you can help your near ones through inner motivation etc. This Shows also focuses on the positivity among yourself and spreading the same to others.

Resumé

Personal Information

Name: Soham Samanta
Father's Name: Siddheswar Samanta
Age: 18
Academic Qualification: H.S Pass
Marital Status: Unmarried
Hobbies & Interests:

- Travelling
- Reading Story Books
- Listening to Music

Bibliography

5 Phases of Project Management – A Complete Breakdown. (2022, January 4). Retrieved from Kissflow - A Unified Digital Workplace: https://kissflow.com/project/five-phases-of-project-management/

Egeland, B. (2016, January 31). *The Stages of a Project*. Retrieved from Project Smart: https://www.projectsmart.com/project-management/the-stages-of-a-project.php

Nupur. (n.d.). *Notes on the Role of Teacher in Project Method*. Retrieved from PreserveArticles.com: https://www.preservearticles.com/notes/notes-on-the-role-of-teacher-in-project-method/26560

SPEAKING. (n.d.). Retrieved from Wikipedia: https://en.m.wikipedia.org/wiki/SPEAKING

Appendix

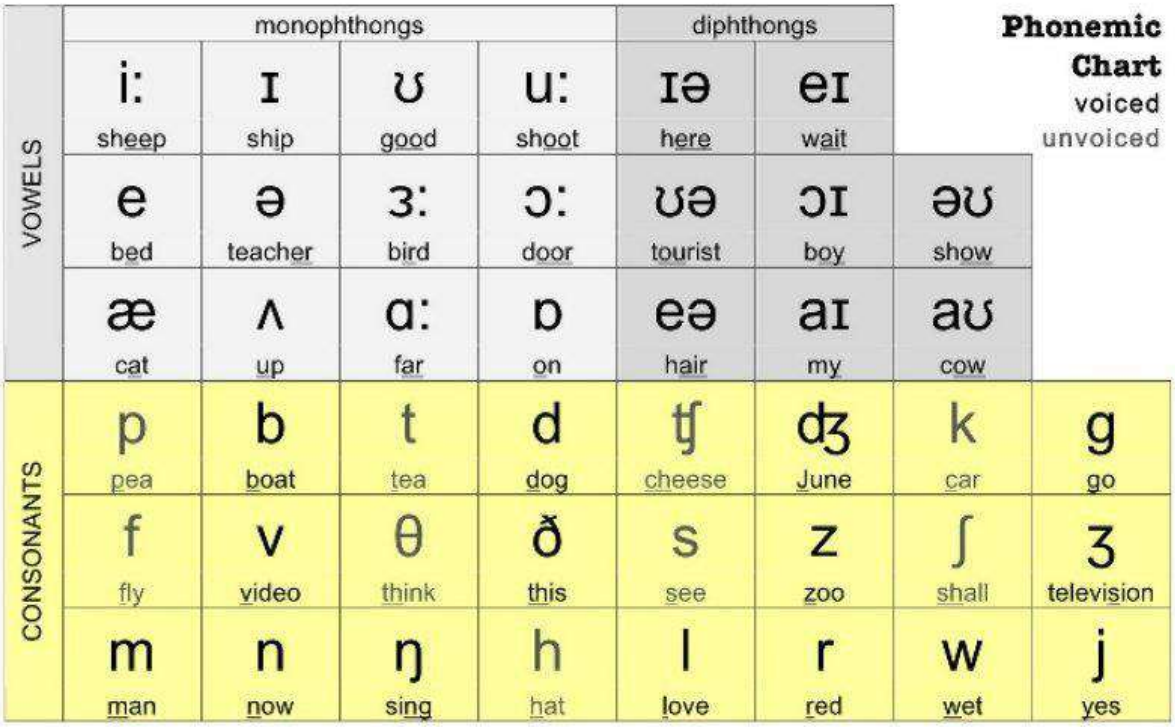
Phonemic Chart
voiced
unvoiced
VOWELS
monophthongs
diphthongs
iː sheep
ɪ ship
ʊ good
uː shoot
ɪə here
eɪ wait
e bed
ə teacher
ɜː bird
ɔː door
ʊə tourist
ɔɪ boy
əʊ show
æ cat
ʌ up
ɑː far
ɒ on
eə hair
aɪ my
aʊ cow
CONSONANTS
p pea
b boat
t tea
d dog
ʧ cheese
ʤ June
k car
g go
f fly
v video
θ think
ð this
s see
z zoo
ʃ shall
ʒ television
m man
n now
ŋ sing
h hat
l love
r red
w wet
j yes

RAMAKRISHNA MISSION VIVEKANANDA CENTENARY COLLEGE

Rahara, Kolkata 700118
College with Potential for Excellence (CPE)
Accredited by NAAC with Grade A

Department of English Language
Ramakrishna Mission Vivekananda Centenary College, Rahara

Project work in English classroom:

[Helping Hand]

A short film

To illustrate the features and skills of Speaking

BY
SUVASIS MALAKAR
LEANER
1ST YEAR 1ST SEMESTER
BOTANY

January 09… 2022
[Date of Submission]

DECLARATION:

I declare that I, Suvasis Malakar a student of 1st Year 1st Semester of … Botany....Department, Ramakrishna Mission Vivekananda Centenary College, Rahara worked on my English project on my own and I used the resources which are mentioned in the bibliography.

……

[Signature]
SUVASIS MALAKAR
1st Year 1st Semester
RKMVC College
Rahara

ACKNOWLEDGEMENTS

I would like to thank to Mr. Manas Moulic, Asst. Prof. in English, RKMVCC, Rahara, for his invaluable help, advice and patience.
I would also like to thank my family for the support.
I would like to thank to my elder brother who took part in the project, for their work and enthusiasm.

CONTENTS

Introduction 5

1. Theoretical part 6-8

1.1. About project work 6
1.1.1 Pedagogical references of project work in the past 6
1.1.1.a What is Speaking as a Language Skill 6
1.1.1.b The four elements of speaking skills 6
1.1.1.c Why are speaking skills important to learn 6
1.1.2 Project work in a language classroom 6-7
1.1.3 The advantages of project work 7
1.1.4 Benefits to learners 7
1.1.5 The role of a teacher 7
1.2. Stages of a project 7

2. Practical part 8

2.1. Introduction to the project "[Helping Hand]" 8
2.2. Motivation 8
2.3. The Film "[Helping Hand]" 8
2.3.1. Story line 9
2.3.2. Cast 9
2.3.3. Technical Specifications 9

Conclusion 10

Resumé 11

Bibliography 12

INTRODUCTION

Speaking skills are one of the most important skills we learn, as they allow us to communicate with others and express our thoughts and feelings. It allows to us to communicate with others and express our feelings and thoughts. It allows to form connections, influence decisions, and motivate change. Without communication skills, the ability to progress in the working world and in life, itself, would be nearly impossible. So our teacher decided to project with speaking skills. There are two parts in this project.1st is theoretical part and 2nd one is practical part. In the theoretical part we will know about speaking skills. What is this and how it is beneficial for us. We will improve our pronunciation, we will know the advantages of project work. When we get a little deeper knowledge about speaking skills then we come to the practical part. In this practical part we will make a short film to improve our speaking skills on the basis of helping hand.

1. THEORETICAL PART

1.1About project work

1.1.1 Pedagogical references of project work

A Pedagogical project is a proposal for a lesson plan submitted by a student preparing to become a teacher. The finished project showcases the student's ability to prepare a coherent and appropriate education plan that includes clearly outlined goals and measures determine the outcome.

1.1.1.a What is speaking as a language skill

Speaking skills are defined as skills which allow us to communicate effectively. Speaking is the delivery of language through the mouth. To speak, we create sounds using many parts of our body, including the lungs, vocal tract, vocal chords, tongue, teeth, and lips. Speaking is the second four language skills, which are

1.Listening
2.Speaking
3.Reading
4.Writing

1.1.1.b The four elements of speaking skills

a. vocabulary
b. Grammar
c. pronunciation
d. Fluency

1.1.1.c Why are speaking skills important to learn

Speaking skills can be separated into **formal** and **informal** speaking skills, and we use both types of speaking skills in a variety of contexts throughout life.

Informal speaking skills are important for conversations with friends and family, helping us to form emotional connections. Formal speech, on the other hand, is necessary for workplaces, in presentations or for conversations with people you don't know. Formal language is important as it helps us to make a good impression on people and communicate politely.

1.1.2 Project work in a language classroom

Project work is work which focuses on completing a task. A group of teenage learners work on a project to develop a series of posters on how to protect the environment.Project work

may provide many opportunities to meet a variety of learning aims but it requires strong classroom management skills.

1.1.3 The advantages of project work

Project based learning not only provide opportunities for students to collaborate or drive their own learning, but it also teaches them skills such as problem solving, and helps to develop additional skills integral to their future, such as critical thinking and time management

1.1.4 Benefits to learners

Project based learning emerges as a model that meets the needs of both leaders and learners in teaching and learning a foreign language effectively. Project based learning drives teaching and learning process motivates and develops learner creativity. In this project work I learn some technical theory, improve my pronunciation by speaking and speak English with emotions that will be very helpful in my next life.

1.1.5 The role of a teacher

In project work teacher has an important role. At first he select a very interest and wonderful project topic for us and share among us. Then he described that topic in a deep way so that we can understand the topic very well. He guides us in every step so that we can make a beautiful project work.

1.2 Stages of a project

In this project work, at first I write a script on the basis of helping hand. Then I found Arka as a partner into this dialogue. I explained this script and shared with him and convinced to take part into this short film. At last we captured the film with the help of Surya, another friend

2. PRACTICAL PART

2.1 Introduction to the project “HELPING HAND”

In the theoretical part we know and understand about speaking skills. This time we made a short film to implement that theory. This is about helping hand. In this part we will use speaking skill. Here we learn how to speak with emotions.

2.2 Motivation

Although we all of us know that better speaking and better writing in English is very beneficial for us. So when our teacher told us to make a short film I did not get any clue or hint for my short film.

But next day I got a new idea. Student is completely devoid of knowledge of online exam. In the wake of covid pandemic , online system is only way of pursuing education . Under such circumstances , the student do not know how to submit answer scripts making a pdf .

Then I thought that this example may be a type of helping hand. So I tried to write a script on this topic.

Then I made a short film about that topic .so that , a student has become well-aware of knowledge of online exam .

2.3 The Film “Helping Hand”

In this short film , a junior student came to his senior to know how to give exam through online system . Student is completely devoid of knowledge of online exam . In the wake of covid pandemic , online system is only way of pursuing education . Under such circumstances , the student do not know how to submit answer scripts making a pdf . In this way , the student has become well-aware of knowledge of online exam . In this case, without the help of his senior ,the student cannot successfully submit his answer scripts . Subsequently, if this student will appear any type of online exam ,he can easily ace it with his previous experience that he has gained from his friend .

2.3.1 Story line

In this short film, a college student came to a senior to know how to give an online exam. He minutely understood each and every step of the online exam (The procedure of making PDF, Question paper download, answer scripts submission, etc). At the end of the film, he successfully uploaded the answer scripts of his online exam. Subsequently, he will be able to face any online examinations within his efficacy that he already had knew before.

2.3.2 Cast

Acting Character	**Real Name**
• Senior Dada	Suvasis Malakar
• Junior	Snehasis Malakar

Video shoot by Krishanu Malakar

2.3.3 Technical specifications

- ❖ Capture the short film on an android mobile**.(poco x3)**
- ❖ A camera stand
- ❖ Video edit –**kinemaster**

CONCLUSION

At the end of our project we realized that the purpose of our project is to illustrate the features of speaking. I have tired to improve speaking skills through short film. Lastly the project is very important for me. Through this I have came to know many unknown things that will be very useful to me in the future.

RESUME

1	Name	Suvasis Malakar
2	Father's Name	Subhendu Malakar
3	Date Of Birth	22.08.2002
4	Adress	Vill+Post- Siddha, P.S- panskura, Dist- Purba Medinipur, Pin No- 721151
5	Ph No	6295290219
6	Email	suvasismalakar84@gmail.com
7	Marital Status	Unmarried
8	Religion	Hindu
9	nationality	Indian
10	College Name	Ramakrishna Mission Vivekananda Centenary College
11	Education Qualification	B.Sc Botany(Hons.)1st sem
12	Extra Qualification	Drawing, Playing Cricket

BIBLIOGRAPHY

(What is Speaking?, n.d.)

References

What is Speaking? (n.d.). Retrieved from English Club: https://www.englishclub.com/speaking/what-is-speaking.htm

(Project Work, n.d.)

References

Project Work. (n.d.). Retrieved from Teaching English: https://www.teachingenglish.org.uk/article/project-work#:~:text=Project%20work%20is%20work%20which,how%20to%20protect%20the%20environment.
What is Speaking? (n.d.). Retrieved from English Club: https://www.englishclub.com/speaking/what-is-speaking.htm

(Poth, n.d.)

References

Poth, R. D. (n.d.). *Project-based Learning*. Retrieved from EasyBib: https://www.easybib.com/guides/project-based-learning-benefits-students/
Project Work. (n.d.). Retrieved from Teaching English: https://www.teachingenglish.org.uk/article/project-work#:~:text=Project%20work%20is%20work%20which,how%20to%20protect%20the%20environment.
What is Speaking? (n.d.). Retrieved from English Club: https://www.englishclub.com/speaking/what-is-speaking.htm

(Pham, n.d.)

References

Pham, T. (n.d.). *Project based learing*. Retrieved from ResearchGate: https://www.researchgate.net/publication/331071691_PROJECT-BASED_LEARNING_FROM_THEORY_TO_EFL_CLASSROOM_PRACTICE
Poth, R. D. (n.d.). *Project-based Learning*. Retrieved from EasyBib: https://www.easybib.com/guides/project-based-learning-benefits-students/
Project Work. (n.d.). Retrieved from Teaching English: https://www.teachingenglish.org.uk/article/project-work#:~:text=Project%20work%20is%20work%20which,how%20to%20protect%20the%20environment.
What is Speaking? (n.d.). Retrieved from English Club: https://www.englishclub.com/speaking/what-is-speaking.htm

Ramakrishna Mission Vivekananda Centenary College

Rahara, Kolkata 700118

College with Potential for Excellence (CPE)

Accredited by NAAC with Grade A

Department of English Language

Ramakrishna Mission Vivekananda Centenary College, Rahara

Project work in English classroom:

‘ Helping Hand ’

A short film
To illustrate the features and skills of Speaking

By

Avik Hawlader

1st Year 1st Semester
Roll: 430
Department: Botany

9th January 2022

[Date of Submission]

➢ Declaration :

I declare that I, **Avik Hawlader**, a student of 1st Year 1st Semester of **Botany** Department, **Ramakrishna Mission Vivekananda Centenary College, Rahara** worked on my English project on my own and I used the resources which are mentioned in the bibliography.

.....

Avik Hawlader

1st Year 1st Semester

Roll: 430

RKMVC College, Rahara

➢ Acknowledgements :

I would like to thank Mr. Manas Moulic, Asst. Prof. in English, RKMVCC, Rahara, for his invaluable help, advice, and patience.

I would also like to thank my family for their support.

I would like to thank my pupils who took part in the project, for their work and support.

.....……

Avik Hawlader

1st Year 1st Semester

Roll: 430

RKMVC College, Rahara

◇Contents ◇

Introduction 4

1. Theoretical part..... 4

1.1. About project work 4

1.1.1 Pedagogical references of project work 4

1.1.1.a. What is Speaking as a Language Skill..... 4

1.1.1.b. Types of Speaking skill 4

1.1.1.c. Importance of Speaking skill 4

1.1.2. Project in a Language classroom 4

1.1.3. The advantages of project work 4

1.1.4. Benefits to learners..... 5

1.1.5. The role of a teacher 5

1.2. Stages of project 5

2. Practical part 5

2.1. Introduction to the project “Helping Hand” 5

2.2. Motivation & Registration 5

2.3. The Film “Helping Hand” 6

2.3.1. Story line 6

2.3.2. Cast 6

2.3.3. Technical Specifications 6

Conclusion 6

Resume 7

Bibliography 8

◇Introduction ◇

The introduction is the first parameter for the upheavals of the next probable content that the project would contain. The Project work is all about a short film given by our AECC teacher.

1. Theoretical Part :

1.1. About project work :

Project is a work that focuses on completing a task. Project work normally involves a lot of resources – time, people, materials, and learners practice a range of skills and language systems. Projects are an integral part of the education system, that is constantly evolving with technological development.

1.1.1. Pedagogical references of project work :

1.1.1.a What is Speaking as a Language Skill :

Speaking is the delivery of language through the mouth. To speak, we create sounds using many parts of our body, including the lungs, vocal tract, vocal chords, tongue, teeth and lips. It allows us to communicate effectively. These skills give us the ability to convey information verbally and in a way that the listener can understand.

1.1.1.b Types of Speaking skills :

- Fluency
- Vocabulary
- Grammar
- Pronunciation

1.1.1.c Importance of Speaking skill :

Speaking skills hold a special place of value. Good speakers are also good writers for they would have written several drafts of each speech. Good speakers are also those who can connect and empathize with people.

1.1.2. Project work in a Language classroom :

The Project in language classroom offers dynamic and interactive sessions. Mr. Manas Moulic sir has asked us to do a short film as a part of AECC project work.

1.1.3. The advantages of project work :

When working on a project, students learn to manage obstacles more effectively, often learning from failure and making adjustments until they're satisfied with their work. It promotes such important skills as group work, autonomous learning, self-assessment

skills, time planning, project work, or oral and written expression skills. It improves student motivation, which translates into better academic performance and greater persistence in the study.

1.1.4. Benefits to learners :

Project work not only provides opportunities for students to drive their own learning but also teaches them skills such as problem-solving and helps to develop additional skills integral to their future, such as critical thinking and time management. It enables students to explore new subjects and deepen their understanding of difficult concepts.

1.1.5. The role of a teacher :

Project work provides a context in which the teacher can encourage learners to apply their growing academic skills in purposeful ways. Our teacher, Mr. Manas Moulic has an important part to play in the initiation, implementation and culmination of projects. He has delivered classroom instruction that helps us a lot.

1.2 Stages of a project :

At first, our teacher gave us the topic 'Helping Hand', on which we have to make a short film. Then we organized technical requirements, developed a detailed project schedule, and created a communication plan. It was decided to shoot the scenes at our home. After the shoot, I edited the video and send it to our teacher.

2. Practical part :

2.1. Introduction to the project "Helping Hand" :

The 'Helping Hand' Project aims to raise a hand to help others whenever they need. A person's most useful asset is not only the head full of knowledge but also a hand willing to help. Helping others is thought to be one of the best ways that people create, maintain, and strengthen their social connections.

2.2. Motivation & Registration:

Lending a helping hand can be one of the best things one person can do for another. Gradually, when I went to my friend's home, I noticed him fixing a fan but couldn't. So I gave my helping hand to him.

2.3 The Film "Helping Hand" :

2.3.1. Storyline :

I Avik Hawlader, have a sibling named Mowshmita Hawlader, who was once facing a problem with how to send an email to her class teacher and called me out for assisting her. And successfully I helped her out in sending the email.

2.3.2. Cast :

- Avik Hawlader
- Mowshmita Hawlader

2.3.3. Technical Specifications :

To make this short film, we have used iPhone XR phone with high-resolution camera. And the video was later on processed in Kinemaster Video Editing App.

◇Conclusion ◇

In conclusion, I have to admit that it was a wonderful and learning experience for me while working on this project. The Project took me through the various phases of project development and gave me a real insight into speaking skills. It has also boosted my confidence up to communicate efficiently. I really enjoyed each and every bit of this project.

◇Bibliography ◇

For making this project, I have taken help from the following links.

1. https://sites.google.com/site/webtestch1/definition-of-english-project-work
2. https://www.twinkl.co.in/teaching-wiki/speaking-skills
3. https://harappa.education/harappa-diaries/speaking-skills-and-its-importance/
4. https://www.easybib.com/guides/project-based-learning-benefits-students/
5. https://practera.com/project-based-learning-benefits-and-techniques/

Thank You

Ramakrishna Mission Vivekananda Centenary College

Rahara, Kolkata 700118
College with Potential for Excellence (CPE)
Accredited by NAAC with Grade A

Department of English Language
Ramakrishna Mission Vivekananda Centenary College, Rahara

Project work in English classroom:

Helping hand in Covid

A short film

To illustrate the features and skills of Speaking

By

Arghadeep Dhara
Leaner
1st Year 1st Semester
Physics Honours

Soumya Mahato
Leaner
1st Year 1st Semester
Physics Honours

Subhankar Mahato
Leaner
1st Year 1st Semester
Physics Honours

Bitan Majumder
Leaner
1st Year 1st Semester
Computer Science Honours

January …9th… 2022
[Date of Submission]

Declaration:

We declare that we, **Arghyadip Dhara, Soumya Mahato, Subhankar Mahato, Bitan Majumder** students of 1st Year 1st Semester of **Physics, Physics, Physics, Computer Science** Department respectively *Ramakrishna Mission Vivekananda Centenary College, Rahara* worked on our English project and we used the resources which are mentioned in the bibliography.

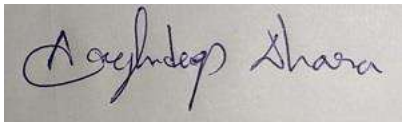

……

[Signature]
Argadeep Dhara
1st Year 1st Semester
RKMVC College
Rahara

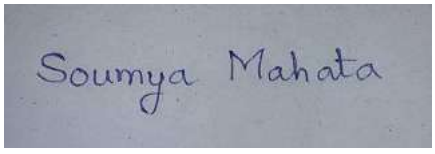

……

[Signature]
Soumya Mahato
1st Year 1st Semester
RKMVC College
Rahara



……

[Signature]
Subhankar mahato
1st Year 1st Semester
RKMVC College
Rahara

……

[Signature]
Bitan Majumder
1st Year 1st Semester
RKMVC College
Rahara

Acknowledgements

We would like to thank to **Mr. Manas Moulic**, Asst. Prof. in English, RKMVCC, Rahara, for his invaluable help and advice that helped us in making the project.

We would like to thank **Mr. Suman Samanta** who spent his valuable time for us and helped us in shooting the film.

We would also like to thank **Mr. Jayanta Kumar** who spent his valuable time for us and helped us in editing the film.

We would also like to thank our family for the support. And our gratitude to everyone who directly or indirectly involved in completion of the film.

Contents

Introduction 5

1. Theoretical part

1.1. About project work 5
1.1.1 Pedagogical references of project work in the past 5
1.1.1.a What is Speaking as a Language Skill 5
1.1.1.b Functions of Speaking 5
1.1.2 Project work in a language classroom 6
1.1.3 The advantages of project work 6
1.1.4 Benefits to learners 6
1.1.5 The role of a teacher 6
1.2. Stages of a project 6

2. Practical part

2.1. Introduction to the project "Helping hand in Covid" 7
2.2. Motivation and registration 7
2.3. The Film "Helping hand in Covid" 7
2.3.1. Story line 7
2.3.2. Cast 7
2.3.3. Technical Specifications 7

Conclusion 7

Resumé 8

Bibliography 10

Introduction

We made this film for mainly two purposes. The first purpose was to deliver a massage to our society about the humanity that we are lacking these days. Our prime motto was to develop a sense of kindness and generosity in those who will watch this film.

The other purpose was to develop our own communication skills. Perhaps the best part of the human kind is that they have developed a good way of communicating with each other. And that is why humans are the best creature on this planet. Communication is the way of sharing thoughts and ideas. So improving the skills of communication is very much important.

By making this film we tried to improve our speaking and listening skills in English. And we tried to set a good example of effective communication skills.

Theoretical Part

About Project work

This project is on making a short film. The duration of the film is about two minutes. And the theme of the film is to portray the greatness of humanity, raising helping hand. The aim of making the film is to improve the communication skills in English.

Pedagogical reference of Project work :

What is speaking as a language skill :-

Language is the most important part of communication. It is the main mode of communication. There are mainly four types of language skills –

1. Listening
2. Speaking
3. Reading
4. Writing

When a child is born and grows up he or she develops these four skill in respective order to build his or her communication skills. Today we are discussing about the second and perhaps the most important skill, that is Speaking.

Speaking – The action of conveying information or expressing thoughts and feelings in speech is called Speaking.

Functions of Speaking –

Speaking as an Interaction

Speaking is a mode of social interactions. We use speaking to interact with other people of our society. Like chatting, gossiping, or simple talking.

Speaking as Transaction

Speaking is also used in messaging purposes. People can exchange information by speaking with each other. Like group discussions, phone calls.

Speaking as Performance

Speaking is the best way of presenting one's thoughts and ideas to the society. By speaking we can present something before a group of people. Like political lectures or any other speeches.

Project work in a language classroom

Project work captures better than any other acti vity the two principal elements of a communicative approach. These are a concern for motivation, that is, how the learners relate to the task; and a concern for relevance, that is, how the learners relate to the language. We could add to these a third elem ent: a concern for educational values, that is, how the language curriculum relates to the general educational development of the learner. Project work in language classroom combines in practical form both the fundamental principles of a communicative appr oach and the values of good education.

The Advantages of project work

- Project work helps to enhance and express our creativities.
- It helps to develop an in-depth knowledge of the subject or topic that we are studying.
- With the help of project work we can improve our problem solving skill.
- There are lots of advantages of a project work like developing management skills, getting self-confident and developing critical thinking ability.

The Benefits of a learner

A foreign language can operation. It gives the students Project work gives a clear sense of achievement. It enables all students to produce a worthwhile product. often seem a remote and unreal thing. This inevitably has a negative effect on motivation, because the students don't see the language as relevant to their own lives. If learners are going to become real language users, they must learn that English can be used to talk about their own world. Project work helps to bridge this relevance gap. It helps us to be confident and be fluent while speaking a foreign language. The language becomes more relevant to the learners in the process because they begin to commun icate their feelings using a foreign language.

The role of a teacher

The main role of a teacher in a project work is to guide the student. A teacher gives his or her valuable advices and shows the student the right way to make a project. He or she motivates the student to make a good project work. The directions that they give are very much important to those who are making the project.

The stages of a project work

1. Definition
2. Initiation
3. Planning
4. Execution
5. Monitoring and Control
6. Closure

Practical Part

Introduction to the project

In this project we have got a chance to make a short film on the theme ‘Helping hand’. We have made the film on a story of two friends who risked their life in covid period to help a rickshaw puller. This film also helped us to develop our communication skills in English.

Motivation and registration

This project is on the theme of ‘Helping hand’. We got the motivation of these project from some stories that we heard during the pandemic situation. When most of the people were afraid of getting affected and preferred to stay at home some men and women, mostly youths came out to help those who doesn’t have a proper roof to shade. We got to know these stories from social media and when we got this theme to make a project we decided to make it on a story like these.

The Film *Helping hand in Covid*

STORY LINE

The plot of the film is set on the year of 2020. Whole world was fighting the pandemic situation. In a neighbourhood there were two friends, Abhirup and Akash. They were thinking to do something for their society in that tough time. They got the news that Bhola who pulls rickshaw in their neighbourhood got affected by the Covid. They got a good scope to accomplish their will. They reached Bhola’s house and took him to the hospital and helped him to get a proper treatment.

CAST

- Abhirup –- Arghadeep Dhara
- Akash –- Subhankar Mahato
- Bhola –- Soumya Mahato
- Dr. Sen – Bitan Majumder

Technical Specification

We used Realme 5i RMX2030 phone that has a camera of to shoot this film. And ‘Adobe Premiere Pro’ and ‘VSDC 3 Video editor’ softwares were used to edit the film.

Conclusion

We have discussed about the Communication skills and Speaking as a communication skill in this project. We made a short film on the theme ‘Helping hand’ and presented it as part of this project. As everyone who took part in this project had no prior experience of making a film so the audience of the film might find some faults and errors in it. Our request to them to excuse those errors.

Resume

Arghadeep Dhara
Student, RKMVCC

Educational Qualification –

Ramharipur Ramakrishna Mission Ashram.

Ramakrishna Mission Vidyapith, Deoghar.

Ramakrishna Mission Vivekananda Centenary College, Rahara.

Hobbies –

- Reading comics
- Playing football

Email ID –
adhara118781@gmail.com

Soumya Mahato
Student, RKMVCC

Educational Qualification –

Ramakrishna Mission Vidyapith, Purulia.

Ramakrishna Mission Vivekananda Centenary College, Rahara.

Hobbies –

- Playing football
- Reading storybooks

Email ID –
soumyarijux@gmail.com

Subhankar Mahato
Student, RKMVCC

Educational Qualification –

Ramakrishna Mission Vidyapith, Purulia.

Ramakrishna Mission Vivekananda Centenary College, Rahara.

Hobbies –

- Playing cricket
- Reading storybooks

Email ID –
Subhankar2402@gmail.com

Bitan Majumder
Student, RKMVCC

Educational Qualification –

Ramakrishna Mission Vidyapith, Purulia.

Ramakrishna Mission Vivekananda Centenary College, Rahara.

Hobbies –

- Reading Storybooks
- Watching and playing Football

Email ID –

bitanmajumder2002@gmail.com

Bibliography

1. All about Speaking as a Communicative Skill
   https://www.learngrammar.net/a/all-about-speaking
2. Communication Skills
   https://www.skillsyouneed.com/ips/communication-skills.html

Ramakrishna Mission Vivekananda Centenary College

Rahara, Kolkata 700118
College with Potential for Excellence (CPE)
Accredited by NAAC with Grade A

Department of English Language
Ramakrishna Mission Vivekananda Centenary College, Rahara

Project work in English classroom:
Helping Others Makes The World A Beautiful Place

A short film
To illustrate the features and skills of Speaking

By
Aneendya Datta Gupta
Learner
1st Year 1st Semester
Department of Mathematics

January 9 2022
Submission Date

Declaration:

I declare that I, Aneendya Datta Gupta a student of 1st Year 1st Semester of Mathematics Department, Ramakrishna Mission Vivekananda Centenary College, Rahara worked on my English project on my own and I used the resources which are mentioned in the bibliography.

……

Aneendya Datta Gupta
1st Year 1st Semester
RKMVC College
Rahara

Acknowledgements

I would like to thank to Mr. Manas Moulic, Asst. Prof. in English, RKMVCC, Rahara, for his invaluable help, advice and patience.
I would also like to thank my family for the support.
I would like to thank to my pupils who took part in the project, for their work and enthusiasm.

Contents

Introduction 5

1. Theoretical part

1.1. About project work 5
1.1.1 Pedagogical references of project work in the past 5
1.1.1.a What is Speaking as a Language Skill 5
1.1.2 Project work in a language classroom 6
1.1.3 The advantages of project work 6
1.1.4 Benefits to learners 6
1.1.5 The role of a teacher 6
1.2. Stages of a project 7

2. Practical part

2.1. Introduction to the project "[Your Title]" 7
2.2. Motivation and registration 7
2.3. The Film "Helping Others Makes The World A Beautiful Place" 7
2.3.1. Story line 7
2.3.2. Cast 7
2.3.3. Technical Specifications 8

Conclusion 8

Resumé 8

Bibliography 9

Appendix 9

Introduction

A film is a work of visual art used to simulate experiences that communicate ideas, stories, perceptions, feelings, beauty, or atmosphere through the use of moving images. Hence, this project helped us to improve our speaking skills, creativity as well as our overall body language.

1.Theoretical Part

1.1 About Project Work

The purpose of this project is to improve our speaking skills, social behaviour and our body language. For the completion of this project a written document had to be made along with a short film. Except the various skills that we had learnt while the film making the writing part helped us to practice our writing skills and enrich our vocabulary for its completion.

1.1.1 Pedagogical references of project work in the past

1.1.1a What is speaking as a language skill

Speaking is the delivery of language through the mouth. To speak, we create sounds using many parts of our body, including the lungs, vocal tract, vocal cord, tongue, teeth and lips.

Speaking is the second of the four language skills, which are:

1. Listening
2. **Speaking**
3. Reading
4. Writing

1.1.2 Project Work in a language classroom

A project is an extended piece of work on a particular topic where the content and the presentation are determined principally by the learners. For example, the teacher or the textbook provides the topic, the project makers themselves decide what they write and how they present it. Projects are very creative in terms of both content and language. Each project is a unique piece of communication, created by the learners themselves.

1.1.3 The Advantages of Project Work

Project work has a long list of advantages for the students such as it contributes to improved understanding of concepts, effective time management, develops general skills for future, increases creativity and critical thinking skills. Thus, they teach students how to face with real life problems.

1.1.4 Benefits to learners:

- Project based learning for improved problem solving skills.
- Involves active participation.
- Improves communication skills.
- Builds confidence.
- Improves their overall project management skillset.

1.1.5 Role of a teacher:

Throughout a project, teachers align to standards by connecting activities and assessment to learning targets. Project-based teachers make sure that students understand what the learning goals are and why they matter. The teacher also encourages students to participate and makes suggestions about how students may proceed.

1.2 Stages of a project:

There are five stages of a project:

- Initiation
- Planning
- Execution
- Monitor and Control
- Project Close

2. Practical Part

2.1 Introduction to the project “Helping Others Makes The World A Beautiful Place”:

The topic of this project is “Helping Hands”. Through this project we learnt how to communicate, express and have a good body language. Here, we acted like helping others, which taught us a lot about our life that we should help others because helping the less fortunate people or the people who are in need gives self-satisfaction. Thus, the title of the project is “Helping Others Makes The World A Beautiful Place”.

2.2 Motivation and Registration:

Motivation and registration is the primary requirement for all kinds of project work. For this project, the Asst. Professor of English of our college helped me and lot and provided me with necessary guidance and motivation. My family and friends also played a very important role for this project.

2.3 The Film “Helping Others Makes The World A Beautiful Place”:

The topic of the short film is “Helping Hands”. Thus, it portrays a son who helped his father who was hurt by the knife while chopping vegetables.

2.3.1 The Storyline:

The son was reading a newspaper and was discussing about the current covid situation in the country with his father. Meanwhile, the father got distracted while talking and cut his finger. Then the son takes his father to the washing basin and cleans the wounds. Then he makes his father calm down and applies antiseptic ointment on the wound and gives him some painkillers to relief the pain. Then, the father feels better and says the son “Thank You”.

2.3.2 Cast:

- Aneendya Datta Gupta **(Son)**
- Tirthankar Datta Gupta **(Father)**

2.3.3 Technical Specifications:

A medium sized Tygot Tripod stand was used as the camera holder and Redmi 9 Prime(13MP) mobile phone was used as the camera.

Conclusion:

We learnt many skills such as communication, body language and dialogue expression from this project. Moreover, we learnt the importance of helping others and were successful in generating awareness about helping the less fortunate or people in need.

Resume:

I am Aneendya Datta Gupta 1st year 1st semester student (Department of Mathematics) of Ramakrishna Mission Vivekananda Centenary College, Rahara. This was my first short film project. There was a lot to learn and I enjoyed the process.

Bibliography:

The source of the project is from various websites in the internet, Communicative English books and the Pdf provided to me.

Appendix:

This project is a work of art. It helped us to improve our communication skills as well as our body language. Therefore the experience of making this short film “Helping Others Makes The World A Beautiful Place” was amazing.

Ramakrishna Mission Vivekananda Centenary College

Rahara, Kolkata 700118

College with Potential for Excellence (CPE)

Accredited by **NAAC** with **Grade A**

Department of English Language

Ramakrishna Mission Vivekananda Centenary College, Rahara

Project work in English classroom:

"HELPING HAND: THE QUARANTINE STORY"

A short film

To illustrate the features and skills of Speaking

By

Koustav De

Registration No. : A01-1112-116-023-2021

1st Year 1st Semester

Department of Microbiology

January 10, 2022

Date of Submission

Declaration:

I declare that I, **Koustav De** a student of 1st Year 1st Semester of **Microbiology Department**, Ramakrishna Mission Vivekananda Centenary College, Rahara worked on my English project on my own and I used the resources which are mentioned in the bibliography.



Signature
Koustav De
1st Year 1st Semester
RKMVC College
Rahara

Acknowledgements

I would like to thank to **Mr. Manas Moulic,** Asst. Prof. in English, RKMVCC, Rahara, for his invaluable help, advice and patience.
I would also like to thank my family for the support.
I would like to thank to my pupils, precisely my friends **Krishnendu Basu** and **Sanjay Das(videography)** who took part in the project, for their work and enthusiasm.

Contents page no.

Introduction 5

1. Theoretical part

1.1. About project work 6
1.1.1 Pedagogical references of project works in the past 7
1.1.1.a What is Speaking? 8
1.1.1.b What is speaking as a language skill? 9
1.1.1.c Functions of speaking 10
1.1.1.d Advantages of speaking skills 11
1.1.1.e Key points for development of speaking skills 12
1.1.2 Project work in a language classroom 13
1.1.3 The advantages of project work 14
1.1.4 Benefits to learners 15
1.1.5 The role of a teacher 16
1.2. Stages of a project 17

2. Practical part

2.1. Introduction to the project "[Helping hand]" 18
2.2. Motivation and registration 19
2.3. The Film "[Helping hand: A quarantine story]" 20
2.3.1. Story line 20
2.3.2. Cast 21
2.3.3. Technical Specifications 21

Conclusion 22

Resumé 23

Bibliography 24

Appendix 25

Introduction

Our life's journey , which we all are riding on is best enjoyed when we go the extra mile to make efforts to encourage others and keep an eye out for others. All individuals are the vital threads in someone's tapestry.
We are all woven and interconnected together for a certain reason. Life is rhythmic when we all play the notes in perfect sync and harmony.
No individual was born perfect but we are all born with the ability to create and spread happiness and kindness. We are blessed with a body, mind and soul. The greater cause we all live for is humanity. We all individuals are assigned this role to serve the greatest purpose of humanity and be the helping hands for others. So, we should make our little efforts to make someone happy. But, nowadays the COVID-19 pandemic has drastically created an invisible line of separation between people by making them confined to their rooms and in overcoming this very issue we need to socialize and make ourselves more available for people around us who are in need of help. Maybe it'll take time to socialize in this turbulent period but keeping in mind our safety we must extend our hands to pull up those who unfortunately fell in the ditch of this time period for the sake of humanity left inside our hearts.

And the aforementioned reasons are the root cause of making this project on being a HELPING HAND to others. This very project also aims to emphasize on how much speaking skills are important in our day-to-day life for survival in this complex society of people from vivid background. Not only because speaking skills enable us to develop good communication with people but also it enables people to convey their true feelings in an effective way. Speaking skills hold a special place of value. Good speakers are also good writers for they would have written several drafts of each speech. Good speakers are also those who can connect and empathize with people. This makes them approachable and authentic. Often, people gravitate towards them for support and advice.

About Project Work

The project work at schools and colleges is used across the curriculum. Sometimes we call “project work” every activity that is different from a traditional way of teaching and learning.

According **Oxford Advanced Learner´s Dictionary (2000)** "project" is:

1. Planned work – a planned piece of work that is designed to find information about it, to produce it new, or to improve it.
2. School/college work – a piece of work involving careful study of a subject over a period of time, done by school or college students.

The definition of "project" in **Oxford Wordpower Dictionary (2006)** is:

1. a piece of work, involving many people, that ‘s planned ,organized carefully,
2. a piece of school work in which the student has to collect information about a certain subject and then write about it.

In Advanced Learner´s English Dictionary, Harper Collins Publishers, "project" is task that requires a lot of time and effort."

Cambridge Advanced learner´s Dictionary (2003) defines "project" as:

1. A piece of planned work or an activity which is completed over a period. and intended to achieve a particular aim.
2. A study of a particular subject done over a period of time, expecially by students.

The most detailed definition of "project" we can find in **The New Penguin English Dictionary (2000):**

1. A specific plan or design; a scheme
2. A planned undertaking; e. g. a) a piece of research with a definite plan. b) a large or complex piece of work, esp. one infolving joint effort. c) a task or problem engaged in usually by a group of a pupils, esp. to supplement and apply classroom studies.

In educational context, the project work should be pupil-centred activity, no teacher-centred or syllabus-centred one. The pupils have to understand why they make a project and how it is useful for them. The best way is when they can choose the topic of the project themselves. They usually work in groups and they develop their social skills to cooperate and communicate together. They choose the way of work, divide tasks and agree on the output of the project. As one of the most important rules of the project work I consider the fact that the pupils are responsible for their work on their project and for their results. At the end the pupils present the result of their project and the teacher evalutes not only the project itself but also the work of each pupil on the project and the cooperation among the pupils in their groups.

Pedagogical references of project work in the past

Projects and project work have become more common nowadays but they are not new ideas in education.

In Comenius writings he points out a child´s personality was emphasized, a child is considered as a jewel and he draws attention to internal potential of a child and possibilities of his development. He also emphasizes advisability and benefit of the curriculum for children and as a motivation he recommends something what could interest them and capture their attention. (Comenius, sec. cit. In Kratochvílová 2009, p.24, translation by author)

We can find the roots of project work in pedagogical references of thinkers of 18th and 19th century – J. J. Rousseau, J. H. Pestalozzi, (Kratochvílová 2009, p. 24, translation by author)

J. J. Rousseau´s thoughts have coherence with current conception of education.„*Rousseau points out that the method of development from childhood to adulthood is through interaction of the natural child with his environment. The child is developed through his experience, and experience is defined as everything that happens to him through his contact with his environment.*“ (Stockton 1920, p. 8)

Rousseau also emphasised the individuality of a child, his effort to invent, to solve new situations, his tendency to think. Rousseau believed in a great potencional of a human being and possibility of his future development. (Kratochvílová 2009, p. 25,
translation by author)

J. H. Pestalozzi was influenced by Rousseau´s work, he developed Rousseau´sprinciples of education and „*was the first to get them at least partially into practise.“(Stockton, p. 11). Pestalozzi defined education as „the harmonious development of all the powers and capacities of the human being.“ (Stockton 1920, p. 12).* Both Rousseau and Pestalozzi considered the child as the centre of education and they claimed that *„education must be with direct reference to the natural development of the whole child,physical, mental, and moral.“* (Stockton 1920, p. 12)

What is Speaking ?

Speaking is an interactive process of constructing meaning that involves producing and receiving and processing information. Speaking is the delivery of language through the mouth. Speaking is the skill that makes human beings different from and superior to the species of living beings. Speaking is a complex cognitive and linguistic skill. To speak, we create sounds using many parts of our body, including the lungs, vocal tract, vocal chords, tongue, teeth and lips. Its form and meaning are dependent on the context in which it occurs, including the participants themselves, their collective experiences, the physical environment, and the purposes for speaking. Simply, it is the way of conversing or expressing one's thoughts in spoken language .It is often spontaneous, open-ended, and evolving. However, speech is not always unpredictable. As it may be an informal remarks whereas it may also be a scholarly presentation to a formal address.

What is speaking as a language skill?

Speaking is the second of the four language skills, which are:

1. Listening
2. Speaking
3. Reading
4. Writing

In our own language, speaking is usually the second language skill that we learn. This vocalized form of language usually requires at least one listener. When two or more people speak or talk to each other, the conversation is called a "dialogue". Speech can flow naturally from one person to another in the form of dialogue. It can also be planned and rehearsed, as in the delivery of a speech or presentation. Of course, some people talk to themselves! In fact, some English learners practise speaking standing alone in front of a mirror.

Speaking can be formal or informal:

- Informal speaking is typically used with family and friends, or people you know well.
- Formal speaking occurs in business or academic situations, or when meeting people for the first time.

Speaking is a skill that involves words and sounds. It also involves:

- ***Meaning*:** connotation, denotation, grammar
- ***Sociality, Relationship, Affect*:** formal, informal, slang, turn-taking
- ***Cultural Issues*:** class, ethnicity, nationality, religion, gender, dialect
- ***Performance*:** articulation, projection, pronunciation
- ***Sound Elements*:** how volume, pitch, pace, and nature of sound complement/contradict/replace words

Functions of Speaking:

There are a lot of functions of speaking in human lives every day. However, these functions can be divided into three main categories.

- **Interaction**
- **Transaction**
- **Performance**

Speaking as Interaction

The role of speaking as interaction is mostly of a social conversation. It reflects the roles and the relationships of the speaker in a social setting. For example, chatting to a fellow passenger, telling a friend about an amusing experience, etc. are the interaction that we conduct through speaking.

Speaking as Transaction

The role of speaking as transaction is to make someone understood the message that we want to give to him/her. The focus of this type of speaking is giving and receiving information and obtaining goods/services. For example, classroom group discussions, shopping, making a telephone call, ordering food from a menu in a restaurant, etc. use speaking as transaction of information.

Speaking as Performance

The role of speaking as performance is to transmit information before an audience. It generally incorporates public speaking. It focuses on form, accuracy, organization, and sequencing, etc. of speaking. For example, political speeches, conducting a class debate, giving a lecture, etc. use speaking as performance.

The Advantages of Speaking Skills

Even if there are four other skills in the English language, speaking skills are the most effective one among them as a majority of communication is done through speech. Therefore, speaking skills are the most important method of communication. There is no doubt that proficiency in each skill is necessary to become a well-rounded communicator, but the ability
to speak skillfully provides the speakers with several distinct advantages. The main advantages of speaking skills are:

- To participate actively in pair or group activities in the classrooms.
- To give a maiden and impressive speech on different occasions.
- To participate actively in debates and group discussions.
- To develop critical thinking among the learners.
- To pursue higher studies in foreign countries.
- To interact with people all around the globe.
- To promote the sale of products in the business.
- To make living abroad simpler and easier.
- To get better employment opportunities.
- To make use of the internet effectively.
- To perform well in job interviews.
- To acquire more knowledge.
- To travel to a foreign country.
- To do good international business.
- To earn high respect in the society.
- To give presentations for all purposes.
- To communicate effectively with others.
- To increase the income of the individual.
- To boost up the speakers' self-confidence.
- To know the different cultures of the world.
- To interact with people all around the globe.
- To keep over cognition and reasoning very sharp.
- To get better employment opportunities all over the world.
- To increase the ability of problem-solving and critical thinking.
- To improve the overall development of the speaker's personality.
- To highly motivate and attract the customers in buying the products.

Key points for development of speaking skills

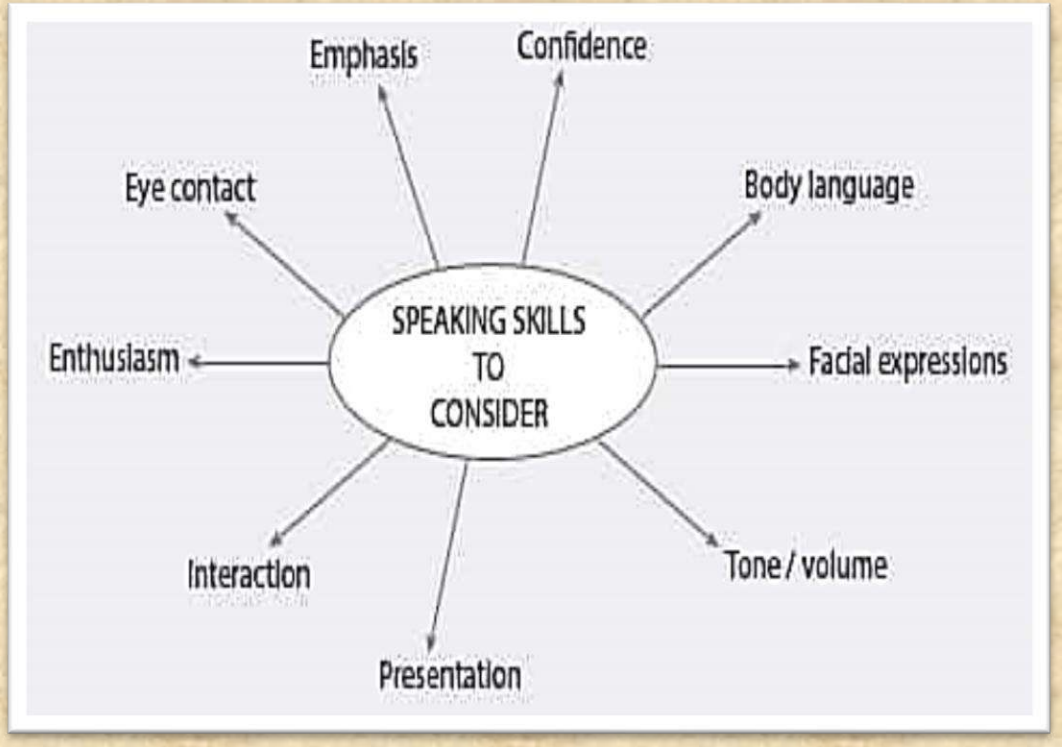

Remember, when speaking English…

Try to become less hesitant and more confident.

Don't be shy to speak – the more you do it, the more confident you'll become.

Remember to be polite – use "**please**" and "**thank you**" if you ask someone to do something for you.

Project work in a language classroom

Project work in the language classroom is the opportunity for learners to develop their language skills, it encourages learners to use the foreign language and motivates them. Moreover, it develops the learners´ social skills, the ability to cooperate together,because they often work in groups on their project, and their sense for responsibility for their work.

In the context of language learning, projects are multi-skill activities focusing on topics or themes rather than on specific language targets. Thus the learners concentrate on reaching the targets,with opportunities to recycle known language and skills in a relatively natural context.

Once said *"most organized language learning takes place in the classroom. What is taught in the classroom may in theory be useful, but usefulness does not always extend to practice.Often, there is a gap between the language the studentsare taught and the language they in fact require. It is this gap that project work can help to bridge."*

I agree with the above quote that the pupils can use and develop all language skills especially in those projects that enable practical usage of the aim language, the exchange of personal letters, emails etc., communication "face to face" and other activities to find the reason why they should learn the foreign language. I think that it is important to persuade the pupils that they can improve their language knowledge not only by travelling abroad, but also at schools and colleges by making such activities like project works.

Hence, project works can be divided into four main categories as:

1. Information and research projects
2. Survey projects
3. Production projects
4. Performance and organisational projects

The Advantages of Project work

The projects are considered by the pupils as more enjoyable way of learning and I think these are common advantages of using project work in the lessons: to motivate the pupils to learning, to be responsible for own learning and the possibility of using taught language in a real life.

Language learning in project work in which students become responsible for their own learning. They select and devise project, with the teacher acting as coordinator. They deal with the task and language requirements emerge from the task.

A freelance writer Diana L. Fried-Booth , She also claims that *"the motivation lies in the project itself" because the learner "is offered the opportunity of using the language skills already acquired, in a situation which is new, challenging, and real*." (Fried-Booth 1986, p. 8) The project work offers not only groovy and expectable events but also uknown and unexpectable situations and thereby it creates the place for development.

Advantages of project work also includes :

1. Deeper engagement and interaction with language skill content.
2. Encouragement of higher order thinking skills and problem solving.
3. Development of professional networks.
4. Fostering skills like effective communication and collaboration.
5. Sense of mastery and self-efficacy.
6. Gaining valuable life insights.
7. Engagement with task related specialised personnels.
8. Enhancement of public speaking and socializing skills.
9. Technical quality development like videography,editing,etc.
10. Nourishment of vocab and word plotting senses with script writing.

Benefit for learners

I think that the most important benefit of project work for the pupils is that it enables them the contact with real world in which they use the target language that they have learnt.

Based on my experience, I can mention other benefits of project work tothe pupils:

1. They work on their own level and can achieve a goal regardless how good they are at the target language, which is very motivating for them.

2. They work with a wider range of materials than their textbook offers.

3. They improve their communicative and social skills, such as cooperating in groups and developing their personality, acting with other pupils in a group,listening to others and expressing their own opinions, stating their cases and attitudes, solving the problems and etc.

4. They deal with problems which they are interested in and they learn to solve them.

5. They are taught to be responsible for their work and its results.

6. The pupils´ efforts and joining the project are more important than linguistic accuracy.

7. Projects are participatory activities – student involvement in making choices and decisions tends to increase their motivation and interest.

8. Projects cater for all abilities within a class – he argues that students of different abilities can work on tasks of equal importance and use their talents which are valuable for the success of a project.

9. Projects re-integrate language –for common teaching purposes aforeign language is divided into constituent parts like structures, functions, vocabulary, pronunciation and skills..

10. Projects establish a context which balances the need for fluency and accuracy .

11. Projects are a break with routine – as the most important benefit of project work is that it allows students to relax and think out of box for doing creative tasks.

The Role of a Teacher

Although the responsibility for project work is given to the pupils, a teacher´s role is not insignificant. In the project, the teacher is acting as advisor (or consultant) and coordinator. Making a project does not mean „more work“ for the teacher if he is able to plan and organize it well and he makes the pupils to take the responsibility for the end product.

The teacher´s role in project work:

1. Initiating role: the teacher decides when it is the suitable time for a project and how long it should last. Then he/she also introduces a broad discussion topic which may develop naturally into a project.

2. During the project:

a) The teacher is an advisor being prepared to advice and help if the pupils ask for it.

b) As a referee he/she is assisting to solve out arguments and differences of opinion. And warn them about hazards time to time.

c) As a chairperson, from time to time groups will report their activities to the whole class. On these occasions the teacher také on the role of an objective chairperson.

3. Finally: when the project is coming to its end, the teacher becomes an organiser being actively involved in the organization of displays, the final production of written reports, etc.“ As an evaluator, he/she encourages the pupils to evaluate the project work process for themselves“ and he/she should be prepared to comment honestly on “what the students have reached”.

The relation of the teacher with his students is very closer in project method than in usual class. The teacher is like a friend philosopher and guide who works along with the students and helps them to gain rich experiences where he/she acts as a director who gives all types of necessary directions without behaving as an autocratic leader.

Stages of Project

The success of project work depends on planning and organization that pupils and a teacher deal with together. If a good timetable of the project is established, it helps to avoid the chaos and similar problems. The following flowchart describes the stages of project as follows:

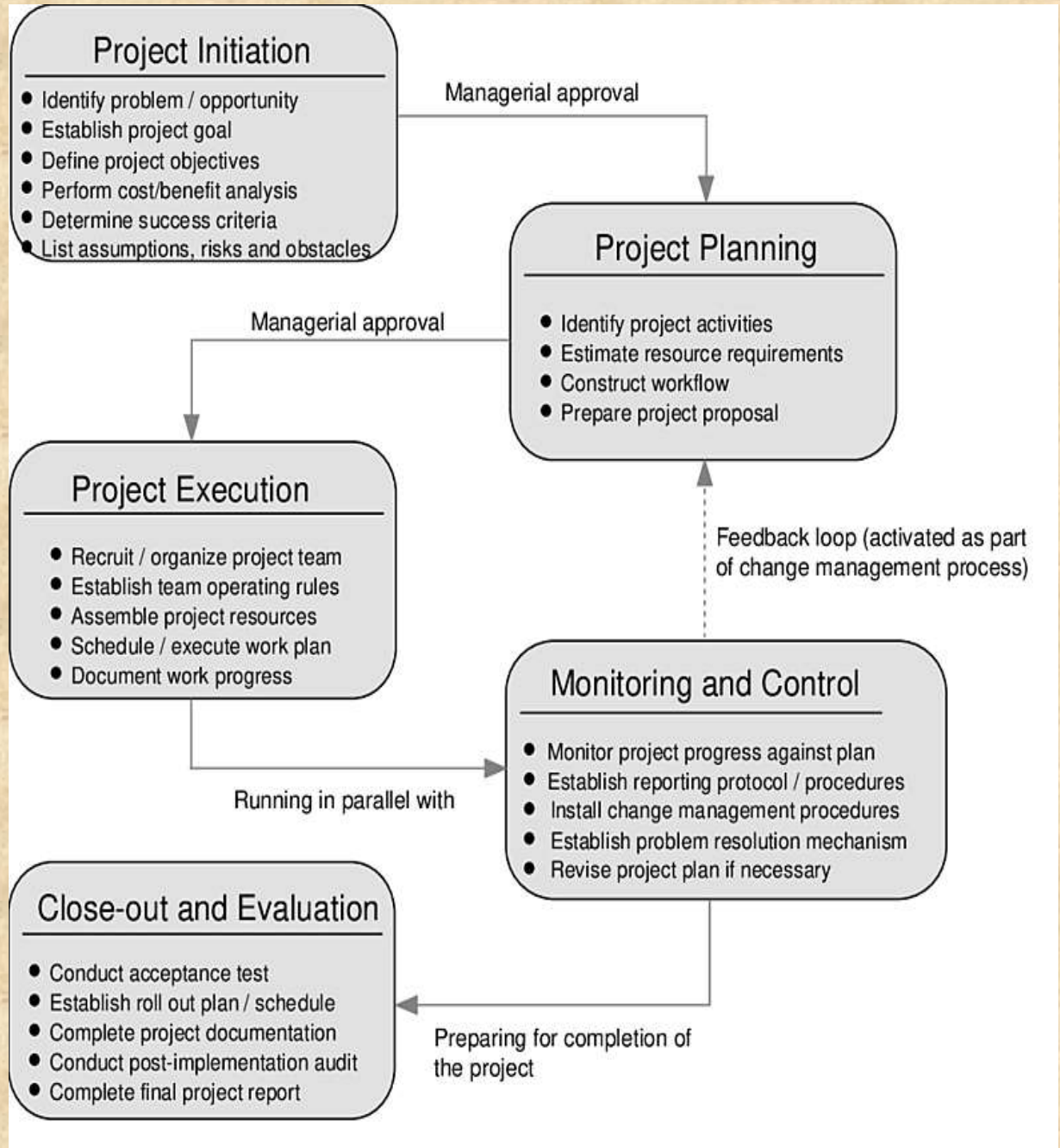

Introduction to the project

"Helping Hand"

Our project is focused on the face to face interaction between two persons. The project is presented as a short film. The short film mainly focuses on a scene of a hostel mess room of one hosteller where another comes forward to extend a hand of support in a time of necessity which ultimately showcases their communication and socialising skills along with a true essence of humanity in between.

The common topic that has been assigned to all is "Helping Hand". Our film is named "Helping hand: A Quarantine story". The film represents the purity of friendship between the two hostellers, who are the main characters of the film, played by Koustav De and Krishnendu Bose. A strong message is communicated by this film, that a true friend and an morally educated human never thinks before helping anyone no matter how big a problem or how much worse situation is that person going through .

The storyline revolves around two hostellers from middle class families and different states staying in a PG in Kolkata, a usual scene in the field of higher studies where one being a senior and the other being a communicable junior ready to help anytime without any hesitation .

Motivation and Registration

The main motivation of making this project (i.e. Film) is to present our speaking and communication skills to the teacher who has assigned us this project, also giving us exposure to socialise with our friends and family for taking various help in order to complete this project. To start with the project work I had to encounter and resolve various problems like managing the cast, writing the script, registering the right people to be assigned their specific tasks, engaging with the people in the line of script writing,screenplay,filming, etc. Thus in a nutshell, this project also helped us grow within ourselves in terms of coordination skills, management skills, problem resolving skills, and even leadership skills.

But the positive part of it is also that we got the opportunity to read different articles, thesis papers, project works, stories and learn more about communication skills and film making and editing and presentation.

The Film:

"Helping Hand: A Quarantine story"

Storyline: It was July 2021, the Delta variant gave a new face to the COVID-19 pandemic "the second wave" even more dreadful than the first wave which resulted in another nationwide lockdown hampering survival of each and every classes of the society but the worst effected sections where the middle class, poors, and the students.

Now coming towards the east coast of India lied the beautiful city of joy and the heart of West Bengal , Kolkata where a mass number of students got stuck unfortunately at their respective hostels, messes, PGs who came here for higher studies from other districts and some even from other states. Likewise in the north of Kolkata, two students of completely different backgrounds one being Krishnendu Basu, a resident of Bardhaman pursuing MSc agriculture and the other , Koustav De , a resident of the North-eastern state Tripura ,10+2 passed and looking to take admission in RKMVCC in Microbiology department, were stuck at a PG in Alambazar,Baranagar due to the sudden surge of covid cases.

And one fine sunny day, Krishnendu thought of getting his room cleaned once cause it became a bit dirty so as usually he went down the stairs to bring a basket of water to for getting the floor wet-wiped but unfortunately he slipped in front of his door while entering his room on an oil spill and suffered a sprained ankle . At that point of time he somehow managed to reach his bed and get a quick support under his ankle with a pillow. Then he called the guy from Tripura who happened to be his junior staying in the ground floor for help. On getting a call from the senior, Koustav quickly picked up the call and spontaneously after hearing about the incident he picked up his first aid kit and mobile and went up for Krishnendu's room. He entered and called politely, "Krishnendu da! Are you there?" and a mild – slow voice came in return "yes I'm in". Then Koustav Rushed towards him and gave him the necessary first aid meanwhile he got to know about what actually happened and after giving a mild massage and applying volini spray , he wrapped a crepe bandage around the sprained ankle and told Krishnendu to take rest. In the mean time Koustav picked up the mop and wet wiped the room which was left undone in the heat of the moment and later waited till the floor dried . After a while Koustav , booked an appointment online with a physician who would prescribe some medicines and will give a brief look on the account of the injury.

And thus a simple and kind gesture of a hoteller towards another made one feel happy and one feel satisfied cause " being kind isn't the best quality , it's justa a basic quality.

Cast :

1. Koustav De (main)
   Role: Junior Hosteller

   Roll no. : 627, Department of Microbiology,

   RKMVCC,Rahara.

2. Krishnendu Basu (supporting role)
   Role: Senior Hosteller
3. Videography : Sanjay Das
4. Editing: Koustav De
5. Script writing, dialogues, screenplay: Koustav De

Technical Specifications:

Video editing: Inshot Video Editor App.
Shooting: POCO M2 Pro (mobile)
Lens: AI Quadruple Camera(48mp,8mp,5mp,2mp)
Video file specifications: File Format: mp4
Resolution:480p
Orientation: landscape

Conclusion

This project has been completed by the coordinated effort of the cast, crew and most importantly our subject co-ordinator Prof. Manas Moulic. This project emphasize on how much speaking skills are important to learners in today's era. It has played a key role in enlightening us about improving our communication skills and enhancing our acting skills. Film editing and cinematography are the extracurricular knowledge that we have gained. We have learned about film as a mode of communication. Got a glimpse of how film making works at a much broader scale and most importantly we have learned the lesson that the filmmaking is basically storytelling, no matter how many people are going to watch, A filmmaker should always be true to his/her story.

As the title of the film "Helping Hand: A Quarantine Story" suggests we learn what 'a helping hand in a turbulent situation ' is all about in this film. The film which is the main focus of this project inculcates the way we can help our near ones through inner motivation, small helps, back support and even frontline security, etc. This shows also focuses on the positivity among yourself and spreading the same to others. Because, for helping someone we need not to be rich or perfect but be positive and at least our care for them will be enough.

Once quoted by Nobel Laureate Mother Teresa, *"Helping Hands are better than praying lips"*.

And thus from the aforementioned quote we can conclude that, helping others out is the only way to reach the stage of self-actualization. And this will help each and every individual to have a clear conscience.

Resume

Name: Koustav De

Mother's name: Kaberi Deb

Father's name: Kalyan De

Name of College: Ramakrishna Mission Vivekananda Centenary College

College Roll no: 627

Exam Roll No. : 2022111222

Registration No: A01-1112-116-023-2021

Department : Microbiology

Semester: I(one)

Education

School: Pranavananda Vidyamandir, Agartala, Tripura(West)

Other extracurricular activity experience:

1) Former District Level Cricketer in Tripura
2) Member of Agartala Cycloholics Foundation
3) Prize holder at various language programmes
   Both at national and state level
   (poem writing, speech competition, story writing)
4) International award holder in Theme art

Bibliography

1. STOCKTON, J. M.: Project work in education. Boston, New York, Chicago: Houghton Mifflin Company, 1920.
2. FRIED-BOOTH, D. L.: Project work. Resource books for teachers. Oxford University Press, 1986.
3. HAINES, S.: Projects for the EFL classroom. Thomas Nelson and Sons Ltd, 1989.

   .
4. OXFORD ADVANCED LEARNER´S DICTIONARY, the sixth edition, Oxford University Press, 2000.
5. OXFORD WORDPOWER DICTIONARY, Oxford University Press, 2006.
6. ADVANCED LEARNER´S ENGLISH DICTIONARY, Harper Collins Publishers, 2003, the fourth edition.
7. CAMBRIDGE ADVANCED LEARNER´S DICTIONARY, Cambridge University Press, 2003.
8. THE NEW PENGUIN ENGLISH DICTIONARY, Penguin Group, 2000.

Internet links:

1. Speaking and its constituents https://www.englishclub.com/speaking/what-is-speaking.htm
2. Definition of speaking https://www.merriam-webster.com/dictionary/speaking
3. Importance of speaking skills, https://www.researchgate.net/publication/334283040_THE_IMPORTANCE_OF_SPEAKING_SKILLS_IN_ENGLISH_CLASSROOMS
4. What are effective speaking skills: https://harappa.education/harappa-diaries/speaking-skills-and-its-importance/
5. Speaking skills in communications: https://www.careercliff.com/speaking-skills-in-communication/

Appendix

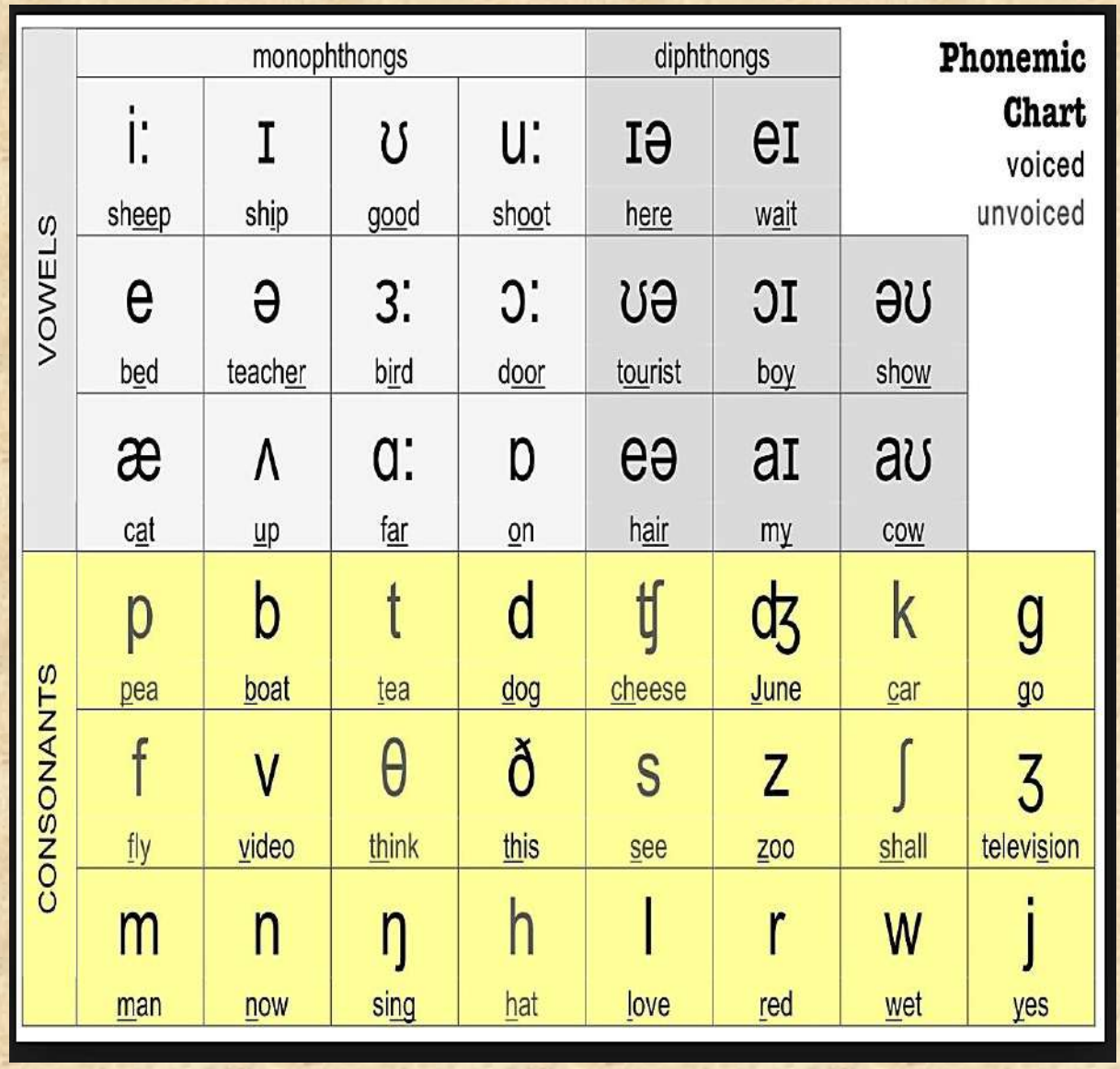
Phonemic Chart
voiced
unvoiced
VOWELS
monophthongs
diphthongs
iː sheep
ɪ ship
ʊ good
uː shoot
ɪə here
eɪ wait
e bed
ə teacher
ɜː bird
ɔː door
ʊə tourist
ɔɪ boy
əʊ show
æ cat
ʌ up
ɑː far
ɒ on
eə hair
aɪ my
aʊ cow
CONSONANTS
p pea
b boat
t tea
d dog
ʧ cheese
ʤ June
k car
g go
f fly
v video
θ think
ð this
s see
z zoo
ʃ shall
ʒ television
m man
n now
ŋ sing
h hat
l love
r red
w wet
j yes

RAMAKRISHNA MISSION VIVEKANANDA CENTENARY COLLEGE

Rahara, Kolkata-700118

An Autonomous College

College with potential for Excellence (CPE)

Accredited by NAAC with Grade A

Department of English Language

Project work in English classroom:

HELPING HAND

[HELPING MY SICK FRIEND]

To illustrate the features and skills of Speaking

By

ARIYAN HOSSAIN (REG. NO: A01-1112-111-038-2021)

Student Of

1st Year 1st Semester

PHYSICS DEPARTMENT

January 9th ,2022

DECLARATION

I declare that I am, **ARIYAN HOSSAIN** student of 1st Year 1st Semester of **PHYSICS** Department**, Ramakrishna Mission Vivekananda Centenary College, Rahara** worked on my English project on my own and I used the resources which are mentioned in the bibliography.

Ariyan Hossain

……..

Signature

ARIYAN HOSSAIN (Roll-146)

1st Year 1st Semester
RKMVC College
Rahara

ACKNOWLEDGEMENTS

I am very thankful to Prof. Manas Moulic of my project guide for giving us some ardent help and suggestions during the preparation of this project & I am always thankful to our Principal Swami Kamalasthananda Maharaj & Vice Principal Swami Vedanuragananda Maharaj and greatly thankful to our beloved H.O.D. Dr. Ashok Kumar Pal for providing us some important information about this project . I am also grateful to my dear friends and elder brother for providing me their laptop & internet.

CONTENTS: **PAGE NO.**

Introduction 5

1.Theoretical part

1.1. About project work 6
1.1.1. Pedagogical references of project work in the past 6
1.1.1.a. What is Speaking as a Language Skill 7
1.1.2 Project work in a language classroom 7
1.1.3 The advantages of project work 7
1.1.4 Benefits to learners 8
1.1.5 The role of a teacher 8
1.2. Stages of the project 9

2. Practical part

2.1. Introduction to the project "[**HELPING MY SICK FRIEND**]" 9
2.2. Motivation and registration 10
2.3. The Film "[**HELPING MY SICK FRIEND**]" 10
2.3.1. Story line 10
2.3.2. Cast 11
2.3.3. Technical Specifications 11

Conclusion 12

Resumé 13-14

Bibliography 15

INTRODUCTION

Living on same planet but with different fate. They need help. Help from humans not from angles. Should we bother to think about them.

HELPING HANDS (A Few Words)

Its matter of Fact that there are different categories of people. Some are living high standard life with all the comforts they desire, but majority of people in the world are living their life below standard.

However, it is acceptable but what about those who have no idea about standards. They are living mysterious. They don't live but spend their life.

There is another grade of people who are called white collar. They endure hardships. They dare to suffer but don't ask for help.

There are Cancer patients, there are homeless people, hungry children, uneducated women, unemployed young men.

We can give hope. We have to provide them basic necessities of life.

We have decided to launch a helping program to find out the needy persons who deserve help but don't have courage to ask for help. The help with steemit power, without even spending anything, just by promoting the cause.

Project is designed to ensure silent help not to affect the dignity of human being & hopefully it will be launched by 01-Feb 2022.

SOPs for the program will be shared with the Community soon.

We need your support to do this. We are not asking for donations. However it will be accepted if you want to donate at your own desire for the noble cause.You can help by promoting this project giving a full Upvote, Resteem & Following.

1.Theoretical Part

1.1. About project work :

Project work is work which focuses on completing a task. Project work normally involves a lot of resources - time, people and materials - and learners practice a range of skills.

In the classroom, project work may provide many opportunities to meet a variety of learning aims but it requires strong classroom management skills. Learners need independence in planning and realizing the work but they also need the teacher to act as a driver in ensuring it is carried out in a way that meets learning aims.

1.1.1. Pedagogical references of project work in the past :

Project work is a major activity for all students during their school or college days. Many people are known for coming out with creative ideas but there are very few of them who actually bring the idea on paper and present the facts in the form of a good project report.

But we are not familiar to this type of project work before this sensational project work. So we should follow to our class teacher's word. And we should also try to take help from our classmate & internet.

1.1.1.a. **What is Speaking as a Language Skill**:

Speaking is the delivery of language through the mouth. To speak, we create sounds using many parts of our body, including the lungs, vocal tract, vocal chords, tongue, teeth and lips. Speaking is the second of the four language skills, which are-

1.Listening 2**.Speaking** 3.Reading 4.Writing.

1.1.2 **Project work in a language classroom:**

Project work is work which focuses on completing a task. Project work normally involves a lot of resources - time, people and materials - and learners practice a range of skills and language systems. In the classroom.

Project work may provide many opportunities to meet a variety of learning aims but it requires strong classroom management skills. Learners need independence in planning and realizing the work but they also need the teacher to act as a driver in ensuring it is carried out in a way that meets learning aims.

1.1.3 **The Advantages of project work:**

It develops the child's ability to work with his or her peers, building teamwork and group skills. It allows the teacher to learn more about the child as a person. It helps the teacher communicate in progressive and meaningful ways with the child or a group of children on a range of issues.

1.1.4 **Benefits to learners:**

Project based learning also has other advantages for students. These include:

1. Deeper engagement and interaction with learning content,
2. Encouragement of higher order thinking and problem-solving skills,
3. Development of peer and professional networks,
4. Engagement with potential employers and career mentors,
5. Fostering of 21st century skills like collaboration and communication,
6. Enhanced autonomy and agency in learning,
7. A sense of mastery and self-efficacy,
8. Gaining valuable career insight.

1.1.5 **The role of a teacher:**

The teachers' role in Project-Based Learning is unique and pervasive. An educator's ability to transition from the role of instructor to that of a mentor or collaborator can make or break it. As is evident from our previous blog, PBL, if done well, helps inculcate skills such as active learning and problem-solving in students. These skills are useful in workplaces while working on similar projects.

Projects enhance deeper learning because students must acquire and apply concepts and ideas. Additionally, PBL has the potential to improve competence in thinking (learning and metacognition). This is because students need to formulate plans, track progress, collaborate with others. They also evaluate solutions to real-world problems.

However, the drawbacks of this teaching methodology become immediately apparent to educators when they try to adopt this model in classrooms.

1.2. **Stages of a project:**

- At first our beloved sir gave us all the information about the project work .
- Then we collected further information from other source like internet and our friends.
- Later we made a script of our film
- Thereafter we drew a rough sketch of our project.
- After that we started our project work.
- Our elder brother helped us to shoot our film.
- Then we edited our film.
- Then we wrote all process as a written project work.
- Then we submit our short film & written project work to our sir

2.Practical Part

2.1. **Introduction to the project "[HELPING MY SICK FRIEND]":**
The topic of our project is about '**HELPING HAND**'. This project helps us to learn how to express our body language and it also helps us to improve our speaking skill too. When we are trying to help others in any way we can, we feel peace from our heart.

2.2. Motivation and registration:

The teacher's role in motivation includes, but is not limited to, creating an environment conducive to learning. The teacher's role in encouraging support of students' autonomy, relevance, and relatedness of the material increases motivation to learn. Additionally, the teacher's ability to develop students' competence, interest in subject taught, and perception of self-efficacy are all important factors that influence students' motivation to learn.

To complete the project whenever I have to face problems, my guide & teacher revered Manas Moulic help me a lot.

2.3. The Film "[HELPING MY SICK FRIEND]:

2.3.1 Story Line:

Actor 2 entered the room and saw that Actor 1 is busy in study. The final exam is approaching soon. Both of them were aware of this. Actor 2 asked Actor 1 about the upcoming exam, and what to do about it. Actor 1 suggested the latter that they should start focusing more on their studies because it would ensure better aggregate in the upcoming exams. So, they need to start preparing now. Another of their friend Actor 3 lives in the room next to them. They enter the room and saw that Actor 3 is lying on the bed. Actor 1 asked him what's the matter with him and if he is ok. Actor 3 expressed that he is feeling very sick. And it looks like he has got fever. Without wasting anymore time, Actor 1 rushed to get medicines for him. Actor 2 also accompanied him. Some few minutes later the two friends have returned. They have got the medicines. Actor 1 advised Actor 3 that he must take the medicines regularly as it is prescribed, until you feel better. Actor 3 takes the medicines in front of them. The grateful friend thanked them. Thus, they make a helping hand between them.

2.3.2 Cast:

Producer & Editor: Ariyan Hossain

Director: Diptesh Boral

Actor 1: Ariyan Hossain

Actor 2: Diptesh Boral

Actor 3: Priyangshu Gosh

Camera man: Mainak Das

Scripted by: Ariyan Hossain

Location: 30/3/2 Dangapara Road, Khardaha, Kolkata- 700118

2.3.3. Technical Specifications:

- **Mobile Camera (realme6i: 48 MP)**
- **Laptop (Dell Inspiron)**

CONCLUSION

Thus, I have come to the end of this short project. In this project I have tried to cover various topics under HELPING HAND. It was a wonderful learning experience for me while working on this project. This project has developed my thinking skills related to our topics. This project gave me and my friends real insight into the English Communication also.

RESUME

Name: ARIYAN HOSSAIN

Add: 75/1/A K.P. CHATTARAJ ROAD, BERHAMPORE, MURSHIDABAD

PIN- 742101

Email: hossainariyan25@gmail.com

PERSONAL PROFILE

Father's Name: MUNSHI JAKIR HOSSAIN

Date of Birth: 19/10/2002

Marital Status: Unmarried

Nationality: INDIAN

Height: 170 cm

Weight: 56 kg

Color of Eyes: Black

Color of Hair: Black

Educational Qualification:

- 10th passed from West Bengal Board of Secondary Education with 1st Division
- 12th passed from West Bengal Board of Higher Secondary Education with 1st Division
- Started B.Sc in Physics in Ramakrishna Mission Vivekananda Centenary College, Rahara

Language Known:

- Bengali
- English
- Hindi

Hobbies:

- Reading fiction
- Painting
- Watching Football

BIBLIOGRAPHY

1. https://www.teachingenglish.org.uk/article/project-work
2. https://www.englishclub.com/speaking/what-is-speaking.htm#:~:text=Speaking%20is%20the%20delivery%20of,Listening

3. https://www.destinationimagination.org/blog/10-benefits-of-project-based-learning/

4. https://evelynlearning.com/teachers-role-project-based-learning/

5. https://rkmvccrahara.org/

Ramakrishna Mission Vivekananda Centenary College

Rahara, Kolkata 700118
College with Potential for Excellence (CPE)
Accredited by NAAC with Grade A

Department of English Language
Ramakrishna Mission Vivekananda Centenary College, Rahara

Project work in English classroom:

HELPFUL ROOMMATE

A short film

To illustrate the features and skills of Speaking

By
SohomMondal
Learner
1st Year 1st Semester
Chemistry Department

By
Ritam Mondal
Learner
1st Year 1st Semester
Mathematics Department

January 9, 2022

Declaration:

I declare that I, Sohom Mondal a student of 1st Year 1st Semester of Chemistry Department, Ramakrishna Mission Vivekananda Centenary College, Rahara worked on my English project on my own and I used the resources which are mentioned in the bibliography.

Sohom Mondal
1st Year 1st Semester
RKMVC College
Rahara

I declare that I, Ritam Mondal a student of 1st Year 1st Semester of Mathematics Department, Ramakrishna Mission Vivekananda Centenary College, Rahara worked on my English project on my own and I used the resources which are mentioned in the bibliography.

Ritam Mondal
1st Year 1st Semester
RKMVC College
Rahara

Acknowledgements

I would like to thank to Mr. Manas Moulic, Asst. Prof. in English, RKMVCC, Rahara, for his invaluable help, advice and patience.
I would also like to thank my family for the support.
I would like to thank to my pupils who took part in the project, for their work and enthusiasm.

Contents

Introduction

1. Theoretical part

1.1. About project work
1.1.1 Pedagogical references of project work in the past
1.1.1.a What is Speaking as a Language Skill
1.1.1.b
1.1.2 Project work in a language classroom
1.1.3 The advantages of project work
1.1.4 Benefits to learners
1.1.5 The role of a teacher
1.2. Stages of a project

2. Practical part

2.1. Introduction to the project "Helpful Roommate"
2.2. Motivation and registration
2.3. The Film "Helpful Roommate"
2.3.1. Story line
2.3.2. Cast
2.3.3. Technical Specifications

Conclusion

Resumé

Bibliography

Appendix

INTRODUCTION :

Speaking is an act of making vocal sounds. We can say speaking means to converse or expressing one's thoughts. It helps us to develop our language speaking skill. So our English teacher has given us this project about the topic "HELPING HAND". After getting this I and my friend both have started to discuss about it and started to making our script.

1. THEORITICAL PART :

1.1 ABOUT PROJECT WORK :

Speaking skills are defined as the skills which allow us to communicate effectively They given us the ability to convey information verbally and in a way that the listener can understand.

1.1.1 PEDOLOGICAL REFERENCES OF PROJECT WORK :

1.1.1.a WHAT IS SPEAKING AS A LANGUAGE SKILL :

Speaking is the delivery of language through mouth . To speak ,we create sounds using many parts of our body, including the lungs, vocal tract, vocal chords, tongue, teeth and lips. In our own language , speaking is the second language skill that we learn.

1.1.1b

COMMUNICATION PROCESS

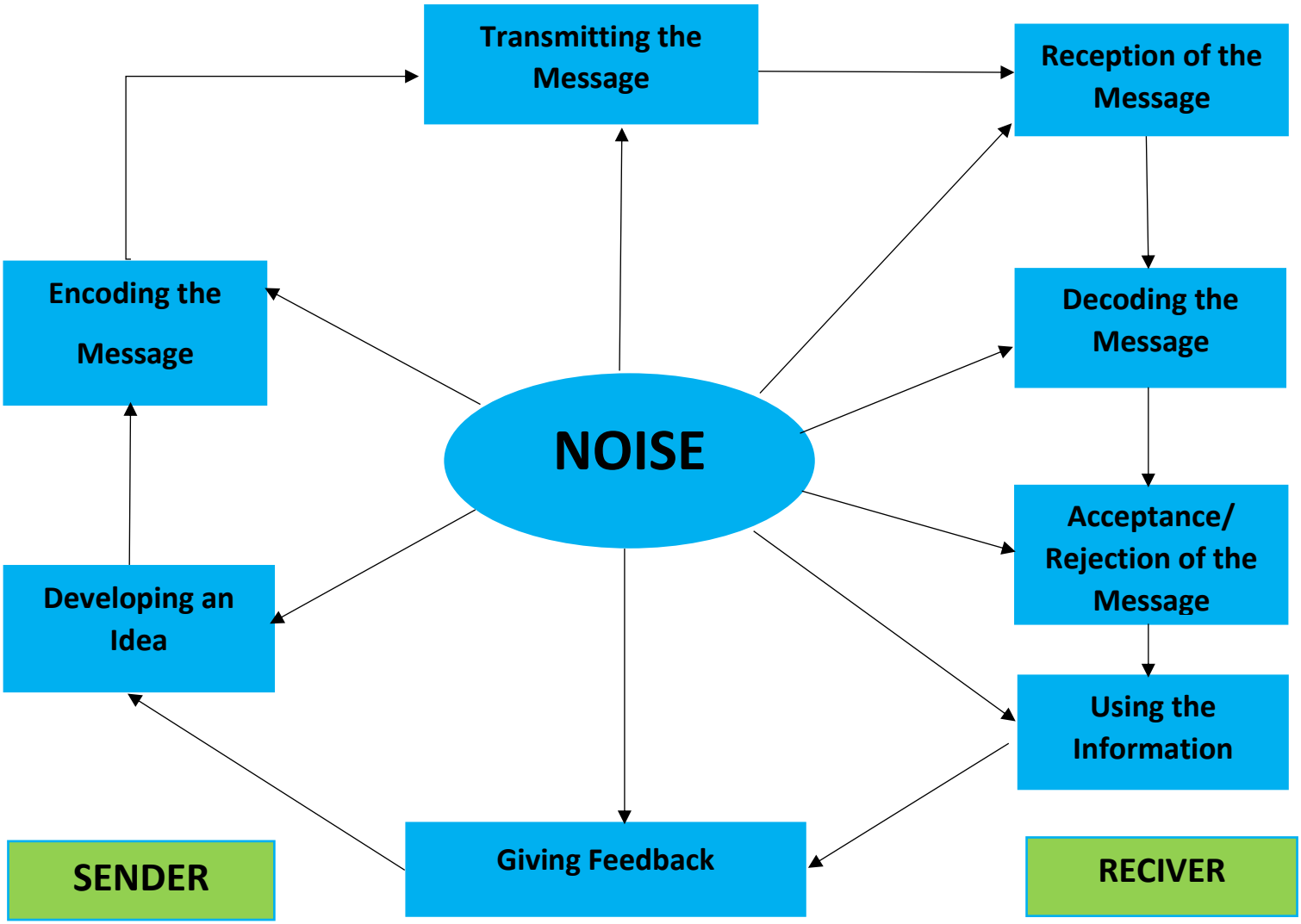

1.1.2 PROJECT WORK IN A LANGUAGE CLASSROOM :

We have given this project in our English classroom. Our respected teacher helps us by giving every information about this project work. After knowing about this project work, we started to discuss about this project. Then we started to make the script and start to shoot film.

1.1.3 THE ADVANTAGES OF PROJECT WORK :

- Students Teach Students
- Teachers Spend Less Time Teaching Individuals
- Better Prepared for the World of Work
- Project Based Testing

1.1.4 BENEFITS OF A LEARNER :

- Deeper engagement and interaction with learning content.
- Encouragement of higher order thinking and problem-solving skills.
- Development of peer and professional networks.
- Enhanced autonomy and agency in learning
- A sense of mastery and self-efficacy

1.1.5 THE ROLE OF A TEACHER :

Our teacher Mr. Manas Moulic sir helps us a lot. His every time support and enthusiasm always encourage us. He helps us to improve our TIME MANAGEMENT, SPEAKING SKILL, TEAM WORK. He gives us every information about this project.

1.2 STAGES OF THE PROJECT :

The stages of the project are –

1. INITIATION
2. PLANNING
3. EXECUTION
4. PERFORMING
5. PROJECT END

2. PRACTICAL PART :

2.1 Introduction to the Project :

A project is an activity that help us to improve our planning and critical thinking ability. It generally considered a means by which we can develop independence and responsibility and also we can practice social and democratic modes of behavior. By our film "HELPFUL ROOMMATE" we showed the mutual understanding between two roommate.

2.2 Motivation and registration :

First of all we got motivation to make this project from our respected teacher Manas Moulic sir. And my roommate has no laptop so he can't make the project , from this situation we got the idea to make this project based on the topic "HELPING HAND" .

2.3 The Film :

The name of the Film is – **"HELPFUL ROOMMATE"**

2.3.1 Story Line :

Once in a evening when I asked my roommate about the AECC project , he said me that he could not made the project because he had a problem . Then I asked him about his problem. As he has no laptop or a camera phone he could not make the project. Then I made a proposal that we can make the project together . He accepted it and we made the project together .

2.3.2 Cast :

SohomMondal	**&**	Ritam Mandal
1st Year 1st Semester		1st Year 1st Semester
Chemistry Department		Mathematics Department

2.3.3 Technical Specifications :

The film was taken by "Redmi Note 8 Pro" mobile and edited by the "Kinemaster" application.

Conclusion :

It was wonderful learning experience for me while working on this project . I learned about the skill for typing the project and many other things. I enjoyed each and every bit of work and my dedication to complete this project was extreme.

Lastly I want to thanks my friends and teacher who helped me out in completing this project .

Resumé :

Name- Sohom Mondal

Department - Chemistry 1st Sem

Gender- Male

Educational Qualification- 12th Passed

Address- Vill+P.O – Sahebrampur

P.S – Jalangi

Dist- Murshidabad

Pin- 742305

Name- Ritam Mondal

Department - Mathematics 1st Sem

Gender- Male

Educational Qualification- 12th Passe

Address- Vill+P.O – Karimpur

P.S – Karimpur

Dist- Nadia

Pin- 741152

Bibliography

(2021, May). Retrieved from https://practera.com/project-based-learning-benefits-and-techniques/

EnglishClub. (n.d.). Retrieved from https://www.englishclub.com/speaking/what-is-speaking.htm

Payne, J. (2017, Nov 25). *Medium*. Retrieved from medium.com: https://medium.com

Practera. (2021, May 5). Retrieved from https://practera.com/project-based-learning-benefits-and-techniques/

Appendix :

This project of art is amazing . It doesn't depend on our writing . It depends on how we act or react . To make this film named "Helpful Roommate" is really an excellent experience for me.

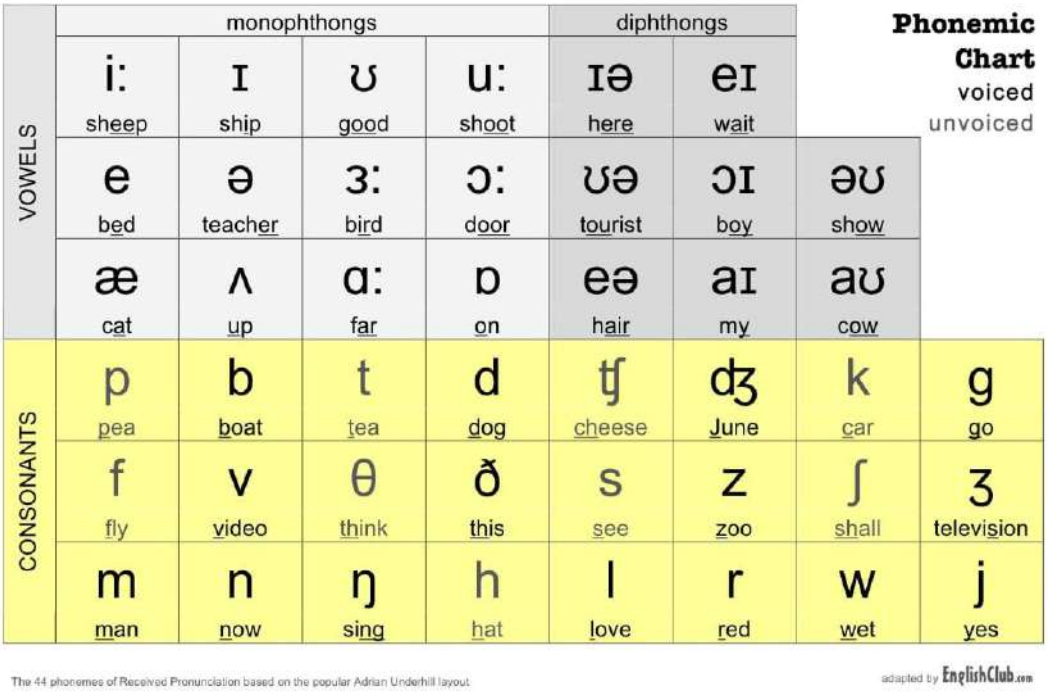

Ramakrishna Mission Vivekananda Centenary College

Rahara, Kolkata 700118
College with Potential for Excellence (CPE)
Accredited by NAAC with Grade A

Department of English Language
Ramakrishna Mission Vivekananda Centenary College, Rahara

Project work in English classroom:

"A Hand for A Hand"

A short film

To illustrate the features and skills of Speaking

By
Dwaipayan Dey (Roll - 607)
Writawrik Bhattacharya (Roll - 619)
Learners
1st Year 1st Semester
Microbiology Department

January 5th, 2022

Declaration:

We declare that we, Dwaipayan Dey (Roll no. - 607) and Writawrik Bhattacharya (Roll no. - 619), students of 1st Year 1st Semester of Microbiology Department, Ramakrishna Mission Vivekananda Centenary College, Rahara worked on our English project on our own and we used the resources which are mentioned in the bibliography.

Dwaipayan Dey

Dwaipayan Dey (Roll no. – 607),
1st Year 1st Semester
RKMVC College
Rahara

Writawrik Bhattacharya

Writawrik Bhattacharya (Roll no. - 619),
1st Year 1st Semester
RKMVC College
Rahara

Acknowledgements

We would like to thank to Mr. Manas Moulic, Asst. Prof. in English, RKMVCC, Rahara, for his invaluable help, advice and patience.
We would also like to thank our families for their support.
We would like to thank our friend Shreyan Banerjee for helping us with the camera. We would lastly thank each other for the ideas and cooperation in making this project a success.

Contents

Introduction 5

1. Theoretical part

1.1. About project work 6
1.1.1 Pedagogical references of project work in the past 6
1.1.1. a. What is speaking as a Language Skill? 6
1.1.1. b. What are the functions of speaking? 7
1.1.1. c. What are the micro skills in speaking? 7
1.1.1. d. What are the barriers to effective speaking and communication? 7
1.1.1. e. What are the main aspects of speaking? 7
1.1.1. f. The importance of speaking skills in our practical lives. 8
1.1.2 Project work in a language classroom 9
1.1.3 The advantages of project work 10
1.1.4 Benefits to learners 10
1.1.5 The role of a teacher 10
1.2. Stages of a project 11

2. Practical part

2.1. Introduction to the project "A Hand for A Hand" 11
2.2. Motivation 11
2.3. The Film "A Hand for A Hand" 12
2.3.1. Story line 12
2.3.2. Cast 13
2.3.3. Technical Specifications 13

Conclusion 14

Résumé 15

Bibliography 16

Appendix 17

Introduction

Everybody communicates either intentionally or unintentionally. An infant cries to demand for milk, an adult communicates to meet his/her requirements. Even a person communicates at deathbed. Thus we can see that communication is a very important process in our day to day lives and we cannot survive without it. We tend to communicate differently in different situations with different persons.

Communication basically involves a sender, a message and a receiver. It is giving, receiving or exchanging ideas, data, information, signals or messages through appropriate media, enabling individuals or groups to persuade, to seek information, to give information or to express emotions. Communication is usually a two-way process. It is not just giving information or signaling someone; it also involves the comprehension of the information or the signal by the receiver. When the act of giving information or sending message reaches the recipient and gets comprehended by him/her and the receiver sends feedback as desired by the sender, the process of communication is said to be complete. Communication, therefore, involves more than one person.

Communication is a continuous and dynamic process involving more than one person. It is a cyclic process denoting continuous flow of information. It essentially involves sender, message and recipient. The sender conceives ideas and encodes them into suitable medium (facts, figures, pictures), sends them through appropriate channel (email, phone, speech) to the recipient. The recipient decodes the message, understands it and encodes feedback and sends it to the sender.

Communication has different modes and types. There are a huge number of skills that are also involved in this simple process, which keeps us linked with our loved ones and helps us to proceed through our day to day lives. There are also different languages that are involved in communication. We even face different channels and barriers to communication.

1. Theoretical part

1.1. About project work

This project elaborates on the value of speaking as a language skill. It also shows us the importance of communication in our day to day lives. The short film on the topic "Helping Hands" elaborates on the fact that how a simple one minute communication between two individuals can be such a boon for both of them.

1.1.1. Pedagogical references of project work in the past:

Pedagogically both of us, Dwaipayan and Writawrik have worked on some short films in the past for our respective school projects and wherein we have evaluated our speaking and listening skills.

1.1.1. a) What is speaking as a Language Skill?

> **Speaking** is the delivery of language through the mouth. To speak, we create sounds using many parts of our body, including the lungs, vocal tract, vocal chords, tongue, teeth and lips.

Speaking is a verbal skill that involves words and sounds. It also involves:

- Meaning: connotation, denotation, grammar
- Sociality, Relationship, Affect: formal, informal, slang, turn-taking
- Cultural Issues: class, ethnicity, nationality, religion, gender, dialect
- Performance: articulation, projection, pronunciation
- Sound Elements: how volume, pitch, pace, and nature of sound complement/contradict/replace words

b) What are the functions of speaking?

There are a lot of functions of speaking in human lives every day. However, these functions can be divided into three main categories.

- Speaking as **Interaction**: The role of speaking as interaction is mostly of a social conversation. It reflects the roles and the relationships of the speaker in a social setting. For example, chatting to a fellow passenger, telling a friend about an amusing experience, etc. are the interaction that we conduct through speaking.
- Speaking as **Transaction**: The role of speaking as transaction is to make someone understood the message that we want to give to him/her. The focus of this type of speaking is giving and receiving information and obtaining goods/services. For example, classroom group discussions, shopping, making a telephone call, ordering food from a menu in a restaurant, etc. use speaking as transaction of information.
- Speaking as **Performance**: The role of speaking as performance is to transmit information before an audience. It generally incorporates public speaking. It focuses on form, accuracy, organization, and sequencing, etc. of

speaking. For example, political speeches, conducting a class debate, giving a lecture, etc. use speaking as performance.

c) What are the micro skills in speaking?

There are some micro skills involved in speaking:

- The speaker has to pronounce the distinctive sounds of a language clearly enough such that the listener are able to distinguish between them easily enough.
- The speaker has to use the correct forms of words. This includes the correct tense, case, or gender.
- The words spoken have to put together in the correct order.
- Vocabulary should be used appropriately.
- The language used by the speaker in a conversation in a particular situation should be appropriate to the situation, and also, understandable by the listener.
- The main ideas in a conversation should be made to stand out more by the speaker than the supporting ideas.

d) What are the barriers to effective speaking and communication?

The barriers to effective speaking are as follows:

- Unclear messages from the speaker.
- Lack of consistency in the communication.
- Incomplete sentences in the communication.
- Not understanding the receiver.
- Some words can have different meanings to different listeners and thus it leads to feuds and problems in communication.
- Use of foul language and negative words in a speech.

e) What are the main aspects of speaking?

THERE ARE THREE MAIN ASPECTS OF EFFECTIVE SPEAKING:

- VOCABULARY: Language is an integral part of speaking skills. The words you use must suit the occasion and the audience. For example, the language you use when speaking to a friend is different from the one you use for a formal presentation.

  Effective speakers customize their message to suit their audience. The audience is familiar with certain types of words. It's important to use such

words to get them to respond. For example, using industry terms in a client meeting can evoke desired responses.

As a general rule, shorter and simpler sentences work well. They are easier to process and understand, and they create a sense of urgency. For example, in the Avengers series of movies, when Captain America says, "Avengers assemble!", and not "Avengers, gather around me", the message becomes memorable and impactful.

Similarly, the memorable line in Jawaharlal Nehru's Independence Day speech in August 1947, "At the stroke of the midnight hour", conveyed the gravity of the occasion, which a line like "At 12.00 am…" may not have.

- VOICE: Another aspect of speaking skills in communication that is often ignored is your voice. It includes pitch, tone, and strength. How you speak signals your emotional state. A low voice and too many pauses could denote hesitation. Clarity and volume could denote confidence. A strong and confident tone portrays conviction. People believe what we say when we deliver it in a strong voice. Public speaking requires practice. We might be quite comfortable talking to small groups or in informal settings. But that is not the same as addressing a large crowd, which is why practice and rehearsals matter.

  We can slowly read our message aloud, making sure we pause at the appropriate places. This will help us polish our speaking style. Good orators have a tone and style which they own. It's his distinctive voice that makes Morgan Freeman a favorite Hollywood narrator.

- NONVERBAL: The final aspect of speaking skills is not about speaking at all. Non-verbal communication consists of body language. It includes facial expression, posture, eye contact, and hand gestures. Your body language must match your words for your address to be effective.
  Our body language signals to the audience how invested you are into what we are speaking about. It shows the passion behind our words and helps draw the audience emotionally to our message and make them feel involved.

f) The importance of speaking skills in our practical lives.

- **Getting them to say "YES":** One of the objectives of speaking effectively is the ability to persuade: when we need our teacher to back our idea, when we want our team to work according to our wish or when our friend needs convincing to watch our favorite movie. These are all instances that require

effective speaking. The whole point of speaking skills is to be able to sway people's opinions. It's to get them to act in alignment with your goals.

- **Developing a career edge:** Being an effective speaker separates us from the corporate herd and pitches us as a valuable resource for our company. It, of course, gives us an edge over our colleagues. Effective communicators get special treatment because they are often asked to represent the company. They are the ones meeting the important clients, negotiating and closing deals, and building a reputation for the company.

  For example, when you need to impress a new client, you send your best salesperson. You won't send in someone new or inexperienced. The best salesperson is almost always your best speaker.

  When it's time for promotions and bonuses, speakers are rewarded first. Companies invest significantly in their training. They are the ones who get groomed for leadership posts.

- **Holistic communications development:** Speaking skills hold a special place of value. Good speakers are also good writers for they would have written several drafts of each speech.

  Good speakers are also those who can connect and empathize with people. This makes them approachable and authentic. Often, people gravitate towards them for support and advice.

  They are also readers, as reading helps expand the vocabulary and develop the flair for using suitable words for different situations. Thus, practicing speaking skills leads to the development of writing, listening, and reading skills too.

- **The 3 W's:** The first 'W' is 'Why are you delivering this speech?' The second is 'Who is listening?' And the third 'What are you talking about?' Together these questions help you define your purpose and your audience. The third question helps you structure your speech.
  A good speech can save big companies and a well-structured conversation can bring back two long lost friends.

1.1.2. Project work in a language classroom:

- The project work has been done through and through in the classroom
- Firstly, the shooting of the short film was done in the classroom by dividing it into several scenes.

- These scenes were later on joined by editing and finally the film came out as the final piece of work.
- All the dialogues and the entire storyline was also thought up in the classroom.
- The cast and crew was also decided in the lunch breaks.

1.1.3. The advantages of project work:

This project work has brought us several advantages in theoretical and practical aspects. They are as follows:

- This project has helped us learn the advantages of effective speaking in our day to day lives.
- It helps us improve our communicative English skills not only in the domain of speaking but also in the domain of writing while writing the script.
- The project has helped us improve our creativity as we had to come up with a story that would make sense to the teacher and all the other people who have viewed this.
- This project has also helped us in utilizing our time effectively in something productive.

1.1.4. Benefits to learners:

Some benefits that this project has provided to learners are as follows:

- This project has benefited amateurs like us, to sharpen our speaking skills.
- The script writing and dialogues has also taught us a lot about the different aspects of communication.
- There were several ideas like teamwork and coordination that was also blooming up while we were working on the project work.
- The project also helped us learn certain mistakes in our spoken English, which was earlier unknown to us.

1.1.5. The role of a teacher:

There is no word to describe how our Ability Enhancement Compulsory Course-1 English Professor, Mr. Manas Moulic has guided and helped us to make this project a success. The role of a teacher is always important in making something successful. He has thoroughly explained us the meaning of the topic “Helping Hands”, and has provided us with the motivation to understand the different angles of speaking and thus indirectly helped us to develop our drawbacks in

spoken English. He also taught us how to approach the topic in a way so that we could ourselves be motivated and also be able to motivate those who watch the film we make.

1.2. Stages of the Project:

- Firstly, the two of us, Writawrik and Dwaipayan teamed up and decided on a good storyline based on the topic "Helping Hands".
- Then we decided an appropriate title for the film, "A Hand for A Hand".
- Next, we persuaded one of our classmates and completed the shooting of the film in several scenes.
- Then, we put together all the scenes and edited it to produce the final film.
- Finally, we completed the write up on the short film where we have acknowledged everyone who have supported us throughout our project and drew an end to our AECC-1 Project.

2. Practical Part:

2.1. Introduction to the project "A Hand for A Hand":

The project "A Hand for A Hand" throws light on a life event, which can be defined as a discrete experience causing disruption in an individual's daily usual activities and leading to substantial change and re-adjustment. It is a situation that can take place in anyone's life without giving any notification. The event highlighted in this short-film is one, which is heart touching and which teaches the viewers to always help others in need if you have ever been helped by someone when you were in a tough situation in life.

The short-film is introduced by the literal meaning of its title and it is indeed a situation where a hand in need is being helped by another hand and in turn they help another hand in need and thus continue the cycle of Helping Hands.

2.2. Motivation:

Life is a gift from God. Living one's life without a sense of purpose is like travelling without a destination in mind. Choosing a purpose of life is very important and helping others is a god start because throughout one's life we touch many lives, but the highlight is how many people have we helped out.

When you help others you are actually helping yourself and your self-esteem. We start feeling good for something in life, confidence rises and we make decisions without any indecisiveness. We can finally enjoy and live our lives with a circle of positivity. Thus, the film motivates the viewers to help others and in turn help oneself. We should never think twice before helping out another human being, even if he is not of the same religion or not of the same category as us. We all have our own baggage in this great world and we should all help each other out in carrying that baggage and move on with the circle of life.

2.3. The Film "A Hand for A Hand":

The following section consists of different aspects about the short-film by Dwaipayan Dey and Writawrik Bhattacharya:

2.3.1. Story line:

The story starts with two different characters. One of them is the fortunate Dwaipayan who is gifted with a normal body and can happily do everything on his own. On the other side is the unfortunate Writawrik who lacks his left hand. One day while Writawrik was sitting in his classroom, he tried to get up from his seat carrying his books but due to his physical disability he falls down on the ground and was not being able to get up on his own. Meanwhile, Dwaipayan who was passing by that classroom notices the fallen down Writawrik and rushes into the classroom to help him up to his seat. Dwaipayan understands the situation and asks Writawrik about his personal information. In return Writawrik starts thanking him, but Dwaipayan explains to him that anyone who sees a person in such a helpless situation would help without thinking twice. He says that maybe Writawrik was unknown to him but still it does not classify him to not be a human being who was in need of help. Human beings are social animals. It is our duty to live and help others live. On the inside we are all the same. We all have a heart. We all have feelings. Maybe some of us are a bit more emotional while some are less. But in the end, there is no exercise better for the heart than reaching down and lifting people up. Dwaipayan shows the audience one should never judge others on the basis of their external characteristics. We never know what life is for a person in that position. Writawrik also came to realize, that people who lack something physically still have a chance in the world if they keep their principles right and keep on doing their social duties. In the final scene, we see that someone is in need of help, and both of them go to help that third person. Thus, the viewers are given the ultimate message to be the helping hands of people who are in need of them.

2.3.2 Cast:

- Helper Boy – Dwaipayan Dey
  Roll – 607
  Semester-1
  Microbiology Department
- Physically Disabled Boy – Writawrik Bhattacharya
  Roll – 619
  Semester-1
  Microbiology Department

2.3.3 Technical Specifications:

- Video Resolution: 1080 x 720
- Bitrate: 7197 kbps
- Frame-rate: 30 fps
- Audio Bitrate: 131 kbps
- Channels: Stereo (2 channel)
- Audio Sample Rate: 44.100 kHz
- File Size: 117 MB
- Camera: 16+20 MP Dual Camera

Conclusion:

The most apt conclusion to this project is that it teaches all the amateurs how important speaking skills are in today's world. The basic ability to express our thoughts to others and make others aware of our existence is a very important. Moreover, through the project we also learn how we have to also be socially active and help others. We need to understand the importance of helping others even though they may not be like us, or even that person might be a total stranger but still helping some in need does not make one smaller, rather it helps one grow as a human being.

We would finally conclude with some famous quotes:
"No one is useless in this world who lightens the burdens of another."
— Charles Dickens
"The best way to find yourself is to lose yourself in the service of others."
— Mahatma Gandhi
"Only a life lived for others is a life worthwhile."
— Albert Einstein

Résumé:

1.

NAME – DWAIPAYAN DEY

EMAIL ID – dwaipayandey2003@gmail.com

CONTACT NUMBER – 9830025898

COLLEGE – RAMAKRISHNA MISSION VIVEKANANDA CENTENARY COLLEGE, RAHARA

COLLEGE ROLL NUMBER – 607

REGISTRATION NUMBER – A01-1112-116-006-2021

EXAM ROLL NUMBER – 2022111208

DEPARTMENT – MICROBIOLOGY

SEMESTER – 1

ABILITY ENHANCEMENT COMPULSORY COURSE – 1: COMMUNICATIVE ENGLISH

2.

NAME – WRITAWRIK BHATTACHARYA

EMAIL ID – writawrik.official@gmail.com

CONTACT NUMBER - 8777701098

COLLEGE – RAMAKRISHNA MISSION VIVEKANANDA CENTENARY COLLEGE, RAHARA

COLLEGE ROLL NUMBER – 619

REGISTRATION NUMBER – A01-1112-116-015-2021

EXAM ROLL NUMBER – 2022111215

DEPARTMENT – MICROBIOLOGY

SEMESTER – 1

ABILITY ENHANCEMENT COMPULSORY COURSE – 1: COMMUNICATIVE ENGLISH

Bibliography:

- https://www.englishclub.com/speaking/what-is-speaking.htm
- https://harappa.education/harappa-diaries/speaking-skills-and-its-importance/
- https://www.tutorialspoint.com/effective_communication/effective_communication_introduction.htm
- https://www.englishclub.com/speaking/what-is-speaking.htm#:~:text=Speaking%20is%20the%20delivery%20of,Listening
- https://www.englishclub.com/images/pronunciation/Phonemic-Chart.jpg

Appendix:

1. Communication process:

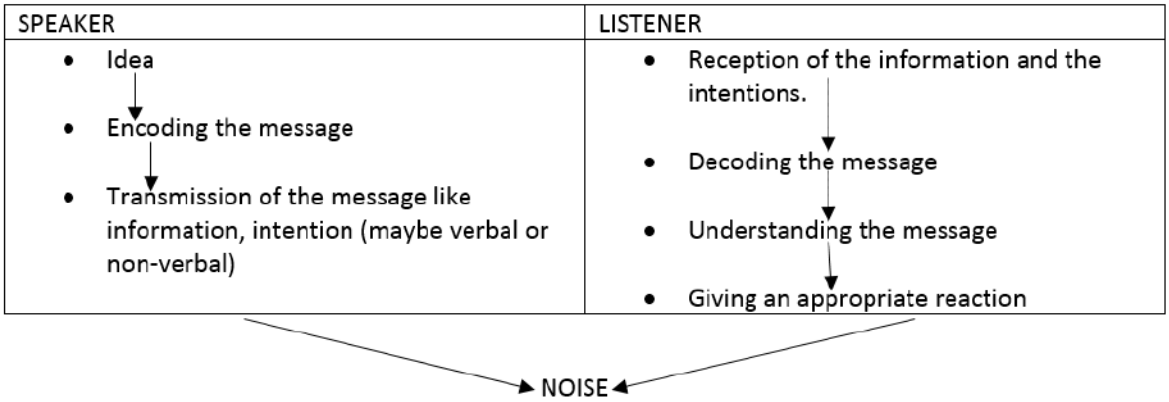

2. Phonetic chart:

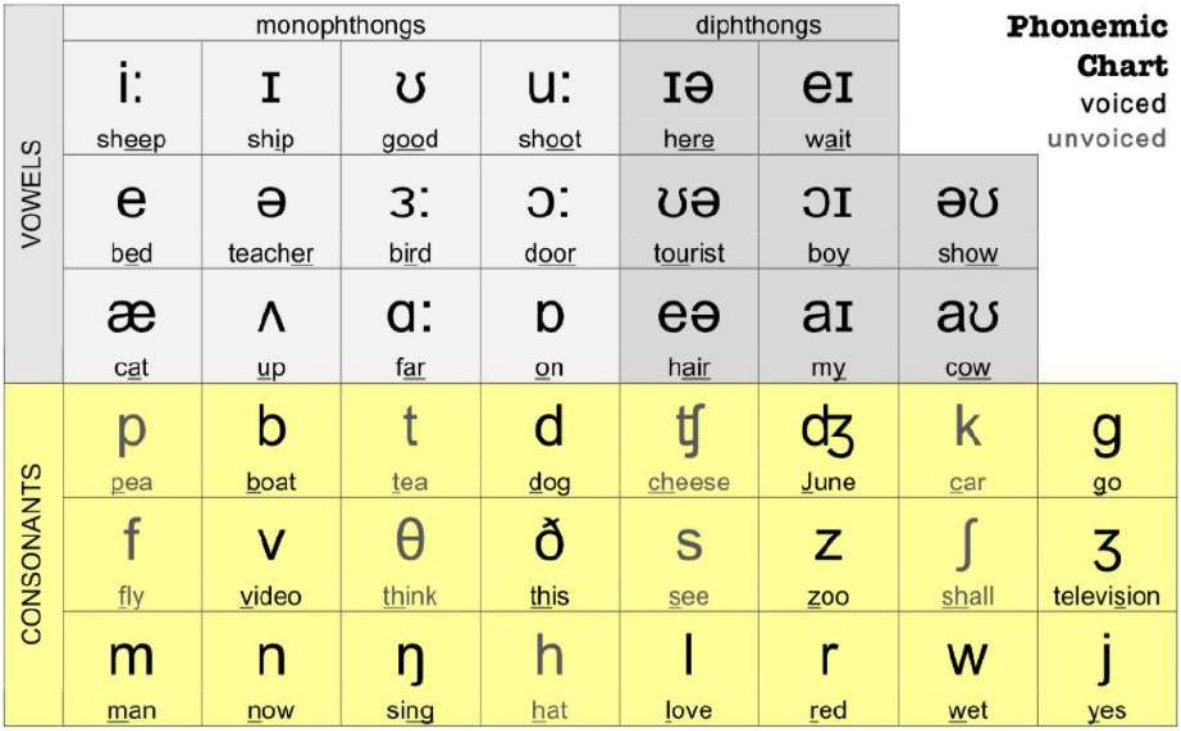

RAMAKRISHNA MISSION VIVEKANANDA CENTENARY COLLEGE

Rahara,Kolkata 700118

College with Potential forb Excellence (CPE)

Accredited by NAAC with Grade A

Department of English Language

Ramakrishna Mission Vivekananda Centenary College,Rahara

Project work in English classroom

[Helping Hand]

A short film
To illustrate the features and skills of Speaking

By

ARYA MANDAL

Leaner

1st Year 1st Semester

CHEMISTRY Department

January 9th 2022 Sunday

[Date of Submission]

Declaration :

I declare that I, **ARYA MANDAL** a student of 1st Year 1st Semester of **CHEMISTRY** Department,**Ramakrishna Mission Vivekananda Centenary College,Rahara** worked on my English project on my own and the I used the resources which are mentioned in the bibliography.



ARYA MANDAL
1st Year 1st Semester
RKMVC College
Rahara

Acknowledgements

I would like to thank to **Mr. Manas Moulic,**Asst. Prof. in English, RKMVCC,Rahara, for this invaluable help, advice and patience.
I would also like to thank to my family for the support.
I would like to thank to my pupils who took part in the project, for their work and enthusiasm.

Contents

Introduction 5

1. Theoretical Part 5-7

1.1. About project work 5
1.1.1 Pedagogical references of project work in the past 5
1.1.1.a What is Speaking as a Language Skill 5
1.1.1.b Characteristic of Speaking English 6
1.1.2. Project work in a language classroom 6
1.1.3. The advantages of project work 6
1.1.4. Benefits to learners 7
1.1.5. The role of a teacher 7
1.2 Stages of a project 7

2. Practical part 7-8

2.1. Introduction to the project 7
2.2. Motivation and registration 8
2.3. The Film 8
2.3.1. Story line 8
2.3.2. Cast 8
2.3.3. Technical Specifications 8

Conclusion 9

Resumé 10

Appendix 11

Introduction

In our daily life helping each other is very essential and important thing. Every human body must help each other. In this pandemic situation we must help each other. This short film is based on a boy is helping her mom after knowing that her mom got wound in her hand.

1. Theoretical part

1.1. About project work :-

Here the project which is submitted is about the helping hand. Mother is a very special and important person for every child .For me, my mother is the symbol of love ,honesty, truth and compassion in this world. Here a boy after returning from coaching class found that his mom got wound in hand. Then he told her to rest and made coffee for her.

1.1.1 Pedagogical references of project work:-

1.1.1.a What is Speaking as a Language Skill

Speaking is the delivery of language through the mouth. To speak, we create sounds using many parts of our body, including the lungs, vocal tract, vocal chords, tongue, teeth and lips.

This vocalized form of language usually requires at least one listener. Speech can flow naturally form one person to another

in the form of dialogue. In fact, some English learners practice speaking standing alone in front of a mirror.

Speaking can be formal of informal:
Informal speaking is typically used with family and friends, or people you know very well.
Formal speaking occurs in business or academic situations, or when meeting people for the first time.
Speaking is probably the language skill that most language learners wish to perfect a soon as possible.

1.1.1.b Characteristics of Speaking Skill :

In order to be an effective speaker, these are the five qualities that are must.

i. Confidence speaking…….
ii. Passion…….
iii. Ability to be succinct…….
iv. Ability to tell a story……
v. Audience awareness…….

1.1.2 Project work in a language classroom :

I am very glad to get this type of project work which helps physically and mentally in every aspect of life. Language is the medium to come out from every difficulty situation and the topic "Helping Hand" is also like that.

1.1.3 The Advantage of Project Work:

It has a lot of advantages by doing this project work. By this project a good mentality grows for the next generation in future. I realized that how effective this time management and team building are.

1.1.4 Benefits to Learners :

Learners are benefitted by doing this project …

i. Improves critical thinking.
ii. Contributes to improved understanding concepted.
iii. Team Building.
iv. Effective Time Management.
v. Breaks the Monotony.
vi. Involves active participation.
vii. Builds Confidence.
viii. Psychological study.

1.1.5 The Role of a Teacher :

Teacher has carried a big role to do this project. He guides me and tells me that how will be the project work done. He also tells me the beneficiary of doing the project work “Helping Hand”.

1.2 Stages of a Project :

So many stages are needed to complete the project work. First of all ,I think a conception about helping hand. Then, I write a script and tell my mother and father to participate in the project in practical. Thus, I have completed the project work in theoretical and practical also with the help of others.

2. Practical part :-

2.1. Introduction to the project “Helping Hand” :

This short film is highly obliged to give a message that every son or daughter should help their parents, relatives and friends and others. Here a boy helps his mom as she got wound.

2.2. Motivation and Registration :

I have motivated to do this film because Charity begins at home. This line motivates me to help our neighbours, society and state and after that our country.

2.3. The Film "Helping Hand" :

2.3.1. Story line

At a morning the conversation is started between a mother and her son. After returning from tuition the boy told her mom to feel cold. His mom suggest him to take coffee . Suddenly he found her mom got wound in her right hand . So he stopped her and told her to take rest and make coffee himself .

2.3.2. Cast :

In this short film active participation from my mother . And Cameraman was my father and film edited by me.

2.3.3. Technical Specifications:-

Runtime :- 2 minutes 10 seconds

Sound Mix:- voice clip

Colour:- colour

Aspect Ratio :- 1:1 ; square

Edited app :- Kinemaster

Conclusion

Helping others is not only good for them and good thinking to do, It also makes us happier and healthier too. Giving also connects us to others, creating stronger communities and helping to build a happier society for every one. And it’s not all about money-we can also give our time, ideas and energy.

Resumé

ARYA MANDAL

Mob :- 7003957556
E-Mail:- uttamarya820@gmail.com

CONTACT DETAILS

121/79 Mayurakshi Apartment,
Madhyapara , Rahara,Khardaha
Kolkata :- 700118

CARRER OBJECTIVE

A detail-oriented self –motivated person committed for self development and career growth in the field of teaching.

EDUCATION

10th :- MADHYAMIK PARIKSHA from **W.B.B.S.E.** in **2019**
10+2:- H.S. from **W.B.C.H.S.E.** in **2021**

AREA OF INTEREST

- Listening Music

PERSONAL DETAILS

- Father's Name :- UTTAM KUMAR MANDAL
- Date of Birth :- 13/12/2002
- Sex :- Male
- Martial Status :- Unmarried
- Language Proficiency :- Bengali, English and Hindi .

Place : Khardaha
Date : 27/12/21

ARYA MANDAL

Appendix

Phonetic Chart

iː READ	ɪ SIT	ʊ BOOK	uː TOO	ɪə HERE	eɪ DAY	
e MEN	ə AMERICA	ɜː WORD	ɔː SORT	ʊə TOUR	ɔɪ BOY	əʊ GO
æ CAT	ʌ BUT	ɑː PART	ɒ NOT	eə WEAR	ɑɪ MY	ɑʊ HOW

p PIG	b BED	t TIME	d DO	ʧ CHURCH	ʤ JUDGE	k KILO	g GO
f FIVE	v VERY	θ THINK	ð THE	s SIX	z ZOO	ʃ SHORT	ʒ CASUAL
m MILK	n NO	ŋ SING	h HELLO	l LIVE	r READ	w WINDOW	j YES

Ramakrishna Mission Vivekananda Centenary College

Rahara, Kolkata 700118

College with Potential for Excellence (CPE)

Accredited by NAAC with Grade A

Department of English Language

Ramakrishna Mission Vivekananda Centenary College, Rahara

Project work in English classroom:

"Better Together"

A short film

To illustrate the features and skills of Speaking

By

Kunal Roy

Leaner

1st Year 1st Semester

Zoology Department

9th January, 2022

[Date of Submission]

Declaration:

I declare that I, Kunal Roy, a student of 1st Year 1stSemester of Zoology Department, Ramakrishna Mission Vivekananda Centenary College, Rahara worked on my English project on my own and I used the resources Which are mentioned in the bibliography.

.....

[Signature]

Kunal Roy

1st Year 1st Semester

Roll No. 543

Zoology Department

RKMVC College

Rahara

Acknowledgements

I would like to thank to Mr. Manas Moulic, Asst. Prof. In English, RKMVCC, Rahara, for his Invaluable help, advice and patience.

I would also like to thank my family for the support.

I would like to thank to my pupils who took part in the project, for their work and enthusiasm.

Contents

Introduction 5

1. Theoretical part 6 to 9

1.1. About project work

1.1.1 Pedagogical references of project work in the past [specify the page number accordingly]

1.1.1.a What is Speaking as a Language Skill

1.1.1.b Relation Between speaking and listening

1.1.1.c Different types of speaking skills

1.1.1.d The Importance of speaking skills

1.1.2 Project work in a language classroom
1.1.3 The advantages of project work
1.1.4 Benefits to the learners
1.1.5 The role of the teacher

1.2.Stages of a project

2. Practical part 10 to 14

2.1.Introduction to the project "[Your Title]"
2.2. Motivation and registration
2.3. The Film "[Film Title]" 41

2.3.1 story line
2.3.2 Cast
2.3.3 Technical Specifications

Conclusion

Resume

Bibliography

Appendix

Introduction:

In our project work, the listening and speaking skill are very much important in order to express the emotion and the theme of the short film.

Listening requires the fundamental skill of focusing attention on the speaker to be able to hear and understand what the speaker is saying. It actively shows respect for the speaker, which helps builds trust and rapport, essential components for relationship and business growth. Being an active listener helps ensure connection and clarity during video meetings when it's otherwise easy to get distracted and lose focus.

Speaking skills require students to take turns, speak confidently, stay on topic, and speak with clarity. Students are more likely to master speaking and listening skills when they can actively engage in learning them. Interactive Modeling gives students a clear picture of these skills and an immediate opportunity to both practice them and receive feedback.

Listening and speaking skills are therefore essential in the educational sector. Students need to listen to their educators, as well as peers in order to create meaning of texts. In this way they can give intelligent answers and demonstrate critical thought.

2.3.4 Theoretical Part :

1.1 About the project: This project is about to make a short film. For this we were given atopic called "Helping hand". The only motto of making this short film is to improve our listening skill and speaking skill. We all know how important the listening and speaking skill are for communicating with others. A short film is any motion picture that is short enough in running time not to be considered a feature film. We were also given a time limit of 2 minutes for this short film. For this reason, we have to be very quick to express our content.

1.1.1 Pedagogical references of project work in the past :

1.1.1.a What is speaking as a language skill : Speaking is the delivery of language through the mouth. To speak, we create sounds using many parts of our body, including the lungs, vocal tract, vocal chords, tongue, teeth and lips. Speaking skills

are defined as skills which allow us to communicate effectively. These skills give us the ability to convey information verbally and in a way that the listener can understand.

1.1.1.b Relation Between speaking and listening : Listening and speaking constitute the two elements of oral language, and the existence of listening skills obliges speaking, but in terms of language acquisition listening is prior to speaking. Listening supervises the performance of speaking, and is as important as speaking.

1.1.**1.c Different types of speaking skills :** It is a common desire for all of us to speak a second language well. To do this we need to know what skills are required to become a good speaker. There are four types of speaking skills .....

- **Fluency** : Fluency is about how comfortable and confident one can be in speaking English. If one can speak for an extended period of time, that is an indicator of strong fluency. It is also about showing a clear connection between each point that the speaker is trying to make. This skill means that the listener can follow what the speaker is saying and does not get lost.
- **Vocabulary** : Of course, if the speaker doesn't have the words to say what he wants to say, then he cannot say it. Being a good speaker means constantly growing his vocabulary. The more interesting words he comes to know, the stronger his speaking skills. The best way to grow one's vocabulary is to read in English and make a note of any new words that he encounter in a vocabulary notebook.
- **Grammar** : Grammar does matter and the fewer mistakes speaker makes, the better his speaking skill will be. However, do not worry about making mistakes either! A good speaker does not have to use perfect grammar. Certainly, though, it is a good idea to make sure that you have mastered the major tenses.
- **Pronunciation** : Pronunciation is a complex area, with a lot of sub skills that can be practiced. The basic rule of thumb is that an average speaker can speak and be understood. A skilled speaker can use the sub skills of pronunciation to emphasise and make the communicative effect of their speech more impactful. The sub skills of pronunciation include: word and sentence stress, intonation, rhythm and the use of the individual sounds of a language. A good way to practice your pronunciation is to copy! Simply listen to how someone

With good pronunciation speaks, and try to imitate them as closely as possible.

1.1.1.d The Importance Of Speaking Skills :Speaking skills are one of the most important skills we learn, as they allow us to communicate with others and express our thoughts and feelings. Speaking skills can be separated into formal and informal speaking skills, and we use both types of speaking skills in a variety of contexts throughout life.

1.1.2 Project work in language classroom : The name of my project is " A Short Film : To illustrate features and skills of speaking ". This project helps us to enhance listening, speaking and writing skills as well.

1.1.3 The advantages of the project work : Learning English as a second language can give individuals an advantage in the job market. If anyone is interested in working for an international business, learning English can help boost and build up our resume. So this project gives us the opportunity to improve our speaking and writing skill.

1.1.4 Benefits to the learners : Listening and speaking skills have a lot of benefits to the learners. It creates more job opportunities for us. The communication between two people becomes much more easier. This project also allow the learners to study the related materials deeply. It also helps to gather more knowledge.

1.1.5 The role of the teacher : The role of the teacher in this project is very important. Our teacher gives us the lesson of speaking and listening skills. He also helps us to improve our communication skills and showed us the right way to complete this project. Not only that he also describes the importance of good communication skills.

1.2 Stages of Project :

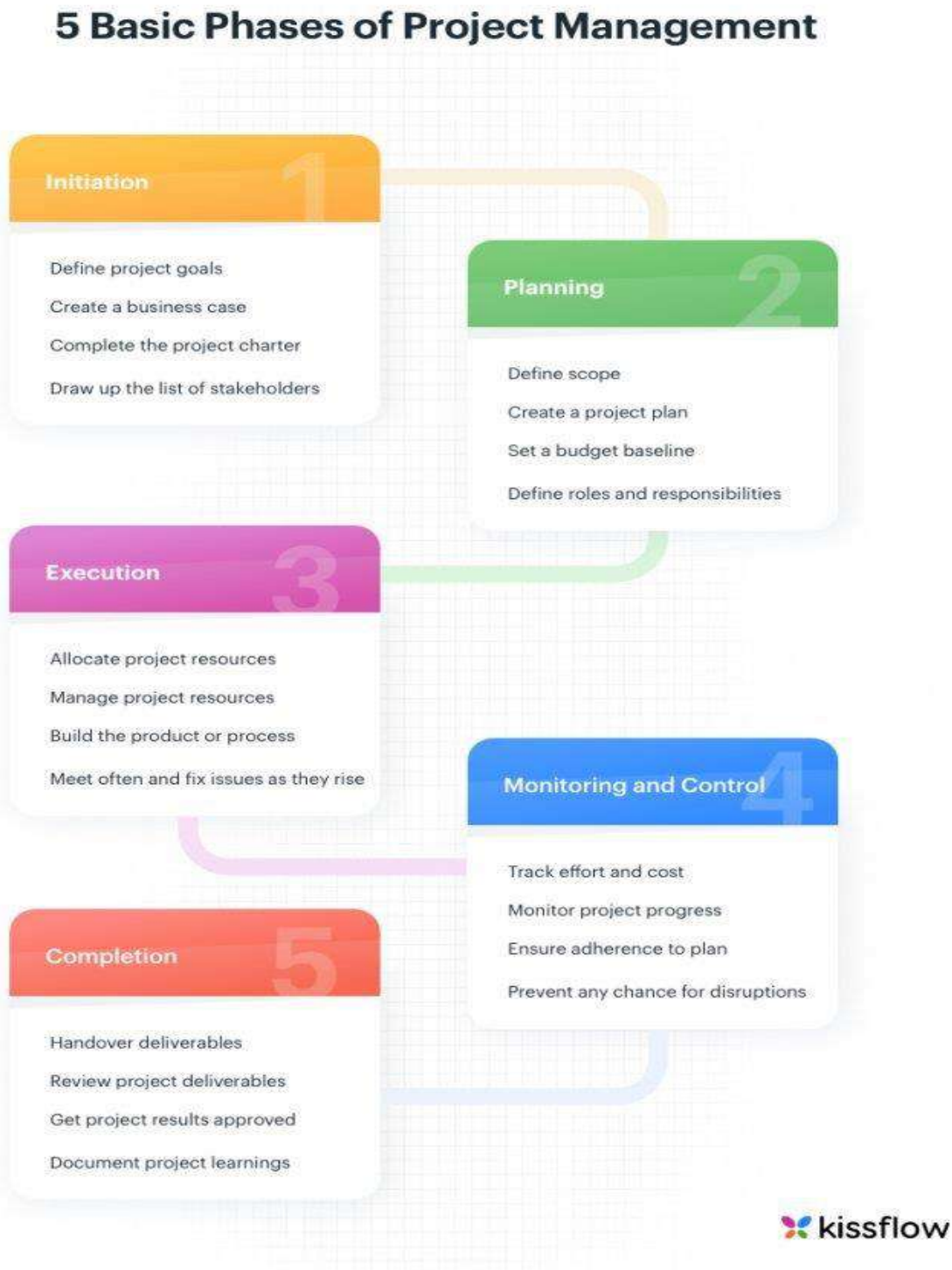

2) Practical Part :

2.1 Introduction to the project : The name of my project is " A Short Film : To illustrate features and skills of speaking ". This project helps us to enhance listening, speaking and writing skills as well. This short film is all about helping the people around us in any way.

2.2 Motivation and Registration : A short film is a fantastic way to express our listening and speaking skills. For this we had given it topic " helping hand". Helping others is not only good for them and a good thing to do, it also makes us happier and healthier too. Giving also connects us to others, creating stronger communities and helping to build a happier society for everyone. When I was trying to write the story of my short film, my main focus was to help the people who are around me, like family members. My belief is that before helping the people whom I don't know, we must help the people whom we know. According to me it is very important. From there I got the motivation to make this short film.

2.3 The film, " Better Together" :

2.3.1 Story line : In my short film, I have tried to help one of my family members. Actually I tried to to help my brother, whose name is Kushal. In this covid time, all the studies are in the online mode. So there is a problem of him in understanding some mathematical problems. So he was facing so much anxiety and as his elder brother, it is my responsibility to help him and that's what I did. I helped him to solve those mathematical problems. Thus he became happy and thank me.

2.3.2 Cast:

- Me, Kunal Roy, 1st Semester, Zoology Department, Roll no. 543 (Main Role)
- My Brother, Kushal Roy (Supporting)
- My mother, Mahuya Roy (Camera)

2.3.5 Technical Specifications :

- This short film is recorded in the smartphone.
- And the video is edited in the "Inshot" app.

Conclusion : This project is actually all about improving our listening and speaking skills which is very much essential for us in today's life and also for our future life. And the topic of the short film is also very important. The topic of this short film is “Helping Hand”. I tried my best to express the importance of helping hand in our Life.

Resume :

Name	: Kunal Roy
Father's Name	: Kamal Roy
Mother's Name.	: Mahuya Roy
Marital status	: Unmarried
Language	: Bengali
Educational Qualification.	: 12th
Contact Details	: 9163298599
Email Id	: kunalroyonly4u@gmail.com

Bibliography :

- https://kissflow.com/project/five-phases-of-project-management/
- https://hrdqu.com/communication-skills-training/learning-to-listen-the-importance-of-great-communication-skills/
- https://english.binus.ac.id/2018/10/11/the-four-speaking-skills/
- https://online.maryville.edu/blog/english-as-a-second-language-resources-for-students/

Appendix:

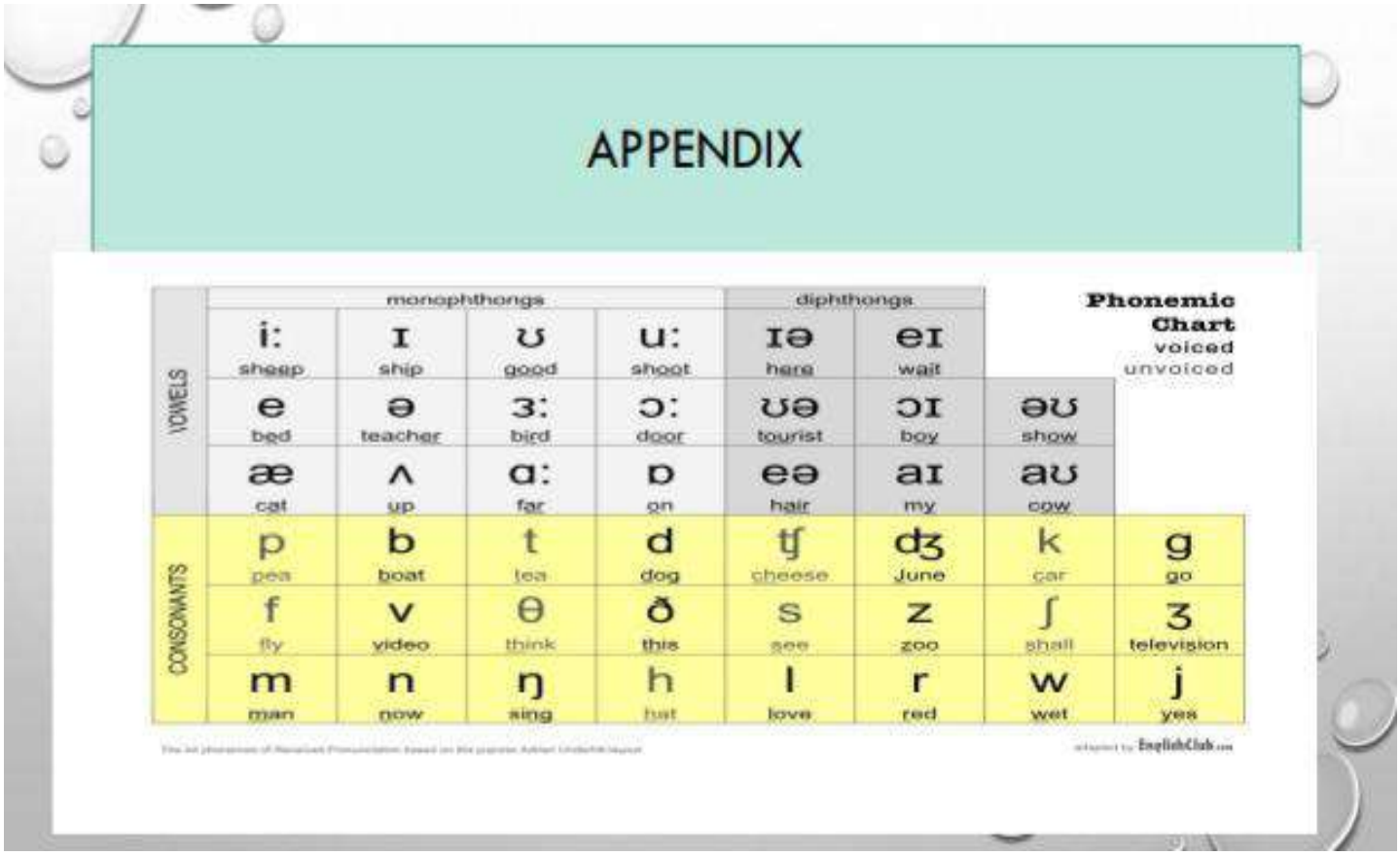
APPENDIX
monophthongs
diphthongs
Phonemic Chart
voiced
unvoiced
VOWELS
CONSONANTS
iː sheep
ɪ ship
ʊ good
uː shoot
ɪə here
eɪ wait
e bed
ə teacher
ɜː bird
ɔː door
ʊə tourist
ɔɪ boy
əʊ show
æ cat
ʌ up
ɑː far
ɒ on
eə hair
aɪ my
aʊ cow
p pea
b boat
t tea
d dog
ʧ cheese
ʤ June
k car
g go
f fly
v video
θ think
ð this
s see
z zoo
ʃ shall
ʒ television
m man
n now
ŋ sing
h hat
l love
r red
w wet
j yes

Ramakrishna Mission Vivekananda Centenary College

Rahara, Kolkata 700118

College with Potential for Excellence (CPE)

Accredited by NAAC with Grade A

Department of English Language

Ramakrishna Mission Vivekananda Centenary College, Rahara

Project work in English classroom:

[Duty of a son with love]

A short film

To illustrate the features and skills of Speaking

By

Koushik Biswas

Leaner

1st Year 1st Semester

Department of Botany

January /10/2022

[Date of Submission]

Declaration:

I declare that I, Koushik Biswas a student of 1st Year 1st Semester of...Botany... Department, Ramakrishna Mission Vivekananda Centenary College, Rahara worked on my English project on my own and I used the resources which are mentioned in the bibliography.

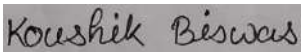

Signature
Koushik Biswas
1st Year 1st Semester
RKMVC College
Rahara

Acknowledgements

I would like to thank to Mr. Manas Moulic, Asst. Prof. in English, RKMVCC, Rahara, for his invaluable help, advice and patience.
I would also like to thank my family for the support.
I would like to thank to my pupils who took part in the project, for their work and enthusiasm.
I would also like to thank to Rupa Biswas and Bijoy Biswas who have helped me to make video.
I would also like to thank to Sri Sanju Halder who has helped me as my partner.

Contents

Introduction 5

1. Theoretical part

1.1. About project work 6
1.1.1 Pedagogical references of project work in the past 6
1.1.1.a. What is Speaking as a Language Skill 6
1.1.1.b. The four elements of speaking skills 6
1.1.1.c. Why are speaking skills important to learn 6
1.1.2 Project work in a language classroom 7
1.1.3 The advantages of project work 8
1.1.4 Benefits to learners 8
1.1.5 The role of a teacher 8
1.2. Stages of a project 9

2. Practical part

2.1. Introduction to the project "[HELPING HAND]" 10
2.2. Motivation and registration 10
2.3. The Film "[**Duty of a son with love**]" 10
2.3.1. Story line 11
2.3.2. Cast 11
2.3.3. Technical Specifications 11

Conclusion 12

Resumé 13

Bibliography 14

Appendix 15

Introduction:

Language is a mean of thinking and transferring culture from one generation to another as well as from one nation to another. It is also a means of communication among people. Hence, many countries emphasize teaching languages other than the native language to its citizens. Speaking is one of the four language skills (reading, writing. listening and speaking). It is the mean through which learners can communicate with others to achieve certain goals or to express their opinions, intentions, hopes and viewpoints. In addition, people who know a language are referred to as 'speakers' of that language. Speaking has usually been compared writing, both being considered "productive skills", as opposed to the "receptive skills" of reading and listening. Speaking also is closely related to listening as two interrelated ways of accomplishing communication. Every speaker is simultaneously a listener and every listener is at least potentially a speaker.

1. Theoretical Part

1.1About project work:

As a part of AECC project and speaking skill viz. communication skill learning we have performed a short film based on a given topic "helping hands". We have accomplished our project by performing a short video film to help my brother to install an application Google meet in his mobile phone. This project work is a supplement to that short film as directed by our guide teacher.

1.1.1 Pedagogical references of project work :

Conversation is the very heart of schooling and pedagogy. In early education, oral language development is particularly significant for interactions, social relationships, and friendships, and for building a sense of belonging. This project aims to establish how educators manage oral language in preschool classrooms and how the implementation of specific approaches has more positive results than that of others. References are made to theoretical approaches of sociolinguistics and ethnography of communication.

1.1.1.a What is speaking as a language skill :

Speaking skills are defined as skills which allow us to communicate effectively. Speaking is the delivery of language through the mouth. To speak, we create sounds using many parts of our body, including the lungs, vocal tract, vocal chords, tongue, teeth, and lips. Speaking is the second four language skills, which are:

1.Listening
2.Speaking
3.Reading
4.Writing

1.1.1.b The four elements of speaking skills :

a. vocabulary
b. Grammar
c. pronunciation
d. Fluency

1.1.1.c Why are speaking skills important to learn :

Speaking skills are one of the most important skills we learn, as they allow to communicate with others and express our thoughts and feelings. Speaking skills can be separated into formal and informal speaking skills and we use both types of speaking skills in a variety of contexts throughout life.

- Informal speaking is typically used with family and friends, or people you know well.
- Formal speaking occurs in business or academic situations, or when meeting for the first time.

1.1.2 Project work in a language classroom:

There are some stages of projects in a classroom.

1. ***Favourite object:***

Process: Students bring in an objectfrom home and give a speech about it. Teachers can adapt the assignment by changing its length or requiring speeches to reflect. the unit's target language (i.e. isolating a verb tense, choosing a lexical set, etc).

2. ***Examinations:***

Process: Students work in small groups to write an exam that tests target language. The teacher provides strong prompts and support during this stage, then reviews all tests.. Tests are then distributed to other groups to be completed, before being graded (and discussed if necessary).

3. ***Editorials***:

Process: Students create the sections of a typical newsletter, working in small groups to distribute labour . The class may like to decide on a topic for the newspaper or create a general publication. Sections include interviews, sports, weather, international news, opinion/editorial, travel, health, kids/families, letters to the editor, and more.

4. ***Host a Historian:***

Process: Students will read about the history of a culture or several cultures. Following this, each student must complete assigned readings and dress up as a character from the historical period question. In a later class, there will be a "party" where students talk and act like their characters, while. completing a mingle style activity chart.

1.1.3 The advantages or project work :

When students learn a language, they need to consolidate vocabulary. and grammar forms. Projects make it possible for students to use language in a meaningful way. By interacting and negotiating meaning in project work, students can improve reading, writing and speaking skills. The aim of this study was to determine the effect of project work on students' speaking skills and improvement in English language learning. For the method of the study, the students were asked to prepare projects they could choose on their free will. After being guided on how to do project work, the students were requested to present their projects orally in the classroom. The results of the project work show that project work presentations can help students improve their speaking skill.

1.1.4 Benefits to learners

For a smooth running of any system, the speakers of a language need to be especially and purposefully trained in the skill of speaking.

In-order to become a well rounded communicator one needs to be proficient in each of the four language skills viz., listening. speaking, reading and writing, but the ability to speak skillfuly, provides the speaker with several distinct advantages.

An effective speaker can gain the attention of the audience and hold it till the completion of his message. Speaking skills are important for career success. The importance of speaking skills, hence is enormous for the learners of any language. Without speech, a language is reduced to a mere script. The use of language is an activity which takes place within the confines of our community. We use language in a variety of situations.

1.1.5 The role of a teacher

The communicative approach had been introduced tolanguage teaching/learning. speaking attracted more significance in language courses. Since then many language programs prioritize speaking skill over others since mastering speaking might indicate that other language skills have also been mastered. In order to find out whether somebody knows language we often ask "do you speak English?" Thus, knowing a language is always associated with speaking in it. Celce-Marcia (2001: p. 103) states that "the ability to speak a language is synonymous with knowing that language since speech is the most

basic means of communication." This approach, called audio-lingual method. aims to teach the target language by practicing and repeating structural patterns in conversations (Nunan, 2003).

1.2 Stages of a project:

Language of communication, various speaking skills such as personal communication, social interactions and communication in professional situations such as interviews, group discussions and office environments, important reading skills as well as writing skills such as report writing, notetaking etc.

1. Introduction
2. Language of Communication
3. Speaking Skills
4. Reading and Understanding

2. Practical Part

2.1 Introduction to the project "HELPING HAND"

Students plan, rehearse and make short films for different purposes k. They adjust their speaking Editing skills: Students will be required to edit their film to refine it before publishing it. Communication skills: Students will collaborate to write a performance and learn and implement important skills for a dramatic performance, including voice projection and clarity, movement, positioning, character portrayal Self-Management skills; Students will responsible for ensuring their performance is rehearsed prior to filming. Social skills: Students will work together to write and perform dramatic performance Creative Writing skills: Students will a variety of film scripts. They will learn ways to make their writing write a more colourful with idioms, synonyms, antonyms, similes and metaphors. Performance skills: Students will perform in a variety of plays, in a range of character roles. Technological skills: Students will use Movie Maker app to create a short film.

2.2 Motivation and registration:

The purpose of this course is to introduce students to the theory. fundamentals and tools of communication and to develop in them vital communication skills which should be integral to personal, social and professional interactions. One of the critical links among human beings and an important thread that binds society together is the ability to share thoughts, emotions and ideas through various means of communication: both verbal and non-verbal. In the context of rapid globalization and increasing recognition of social and cultural pluralities, the significance of clear and effective communication has substantially enhanced.

2.3. The Film:

Helping Hand : Duty of a son with love

2.3.1 Story Line:

This film is mainly made by me (Koushik Biswas) and my friend (Sanju Halder). This film basically made on the concept of helping hand. In this short film I wanted to show how a student can do all the family work besides his studies. And he did it . He is very happy to be able to help his family.

2.3.2. Cast:

Acting cast:

1. Koushik Biswas (Department of Botany)
2. Sanju Halder.

Technical Cast:

1. Cameraman : Bijoy Biswas and Rupa Biswas.
2. Editing : Koushik Biswas and Sanju Halder

2.3.3 Technical Specifications :

a. Running Time : 3Minutes 20 Seconds

b. Exhibitation Format : Mobile phone (Samsung Galaxy M51)
Boya microphone
Light
Mobile Stand
Camera (Samsung Galaxy M51)

c. Resolution : HD 720 pixels

d. Shooting Format : mp4

e. Size : 185 MB

f. Date of Modified : 06/01/2022

g. Editing App : KineMaster

Conclusion:

Speaking is the productive skill that and one of the four skills that very important in learning English. Speaking is very useful for the people in facing their lives. Speaking is process of giving and receiving message or information. People use speaking to give some information to the other. Speaking is also as tool of human communication to share every moment or to share important information to the other.

Resume:

The ability to communicate effectively with superiors, colleagues, and staff is essential, no matter what industry you work in. Workers in the digital age must know how to effectively convey and receive messages in person as well as via phone, email, and social media. Good communication skills will help get hired, land promotions, and be a success throughout your career.

Koushik's Resume

Name : Koushik Biswas

Address : Java Bazar, Krishnagar, Nadia , West Bengal , 741164

C/o : Kamal Biswas

Contact No: 8388852504

Educational Qualification : Higher Secondary

Date of Birth : 20/02/2004

Bibliography:

1. Fluency in English - Part II, Oxford University Press, 2006
2. Business English, Pearson, 2008
3. Language, Literature and Creativity, Orient Blackswan, 2013
4. Language through Literature (forthcoming) ed. Dr. Gauri Ranjana Kaul.
5. English Communication for 1st Semester, Dr. Bibha Devi.

Appendix :

Figure 1: Phonetic chart
Figure 2: Short film or cinematography
Figure 3: Short film clip art
Figure 4: Speaking skill clip art
Figure 5: Communication skill picture
Figure 6: Speaking skill picture



Ramakrishna Mission Vivekananda Centenary College
Rahara, Kolkata 700118
College with Potential for Excellence (CPE)
Accredited by NAAC with Grade A

Department of English Language
Ramakrishna Mission Vivekananda Centenary College, Rahara

Project work in English classroom:

HELPING HAND

A short film
To illustrate the features and skills of Speaking

By
SIDDHARTHA NARAYAN SEN
Leaner
1st Year 1st Semester
PHYSICS DEPARTMENT

January ....9..... 2022
[Date of Submission]

DECLARATION :-

I declare that I SIDDHARTHA NARAYAN SEN a student of 1st year 1st semester of PHYSICS department Ramakrishna Mission Vivekananda centenary college , Rahara worked on my english project on my own and I used the resources which are mentioned in the bibliography.

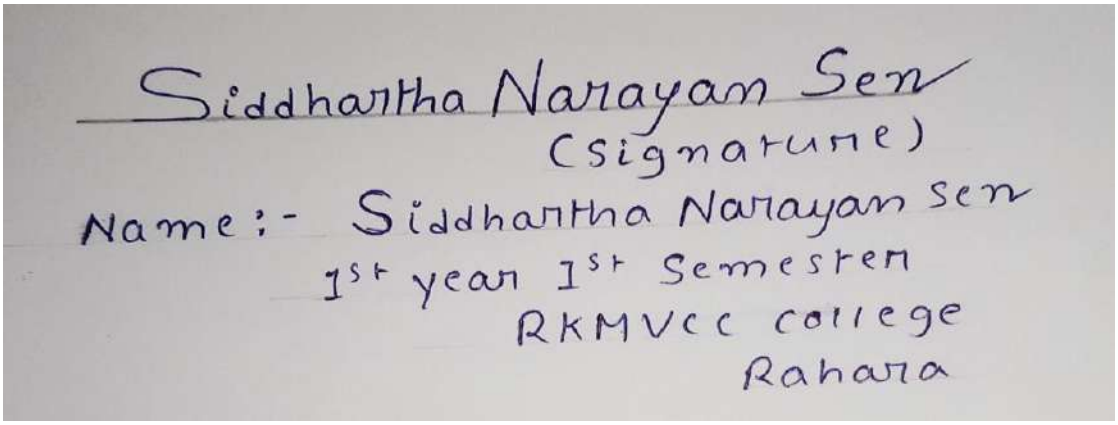

ACKNOWLEDGEMENTS :-

I would like to thank to Mr. Manas Moulik , Asst. Prof. in English , RKMVCC , Rahara , for his invaluable help advice and patience.

I would also like to think my family for support.

I would like to thank my pupils who took part in the project for their work and enthusiasm.

INTRODUCTION :-

This short film is on the topic helping hand it gives us a little conception on the topic helping hand or rather We say helping others. Helping others is an act of spreading happiness around the world which in turn makes you happy. This gesture also shows humanity and kindness. Doing anything for others, whether it is a small action or a big help, is a gesture to spread happiness to others and ourselves. We can help others in various forms such as financial help, mental help, physical help, make someone laugh in odd conditions; Mentoring, teaching someone good habits, and providing something to someone which makes them happy is also helping someone. Specifically in this film I have tried to show how we as a student can help our parents into their day to day activities or in their daily household work.

ABOUT THE PROJECT WORK:-

Through this film I have tried to show how we can help our parents.

In the film my mother who was cleaning the floor with a broom got tired that's why I siddhartha Narayan sen tried to help her In cleaning the floor. Though it's really hard to do a mothers job But through this service I have tried to help my mother in her day to day activities.

PEDAGOGIAL REFERENCES OF PROJECT WORK :-

What is speaking skills as a language skill :- **Speaking** is the delivery of language through the mouth. To speak, we create sounds using many parts of our body, including the lungs, vocal tract, vocal chords, tongue, teeth and lips.

Speaking is the second of the four language skills, which are:

1. Listening
2. **Speaking**
3. Reading
4. Writing

In our own language, speaking is usually the second language skill that we learn.

This vocalized form of language usually requires at least one listener. When two or more people speak or talk to each other, the conversation is called a "dialogue". Speech can flow naturally from one person to another in the form of dialogue.

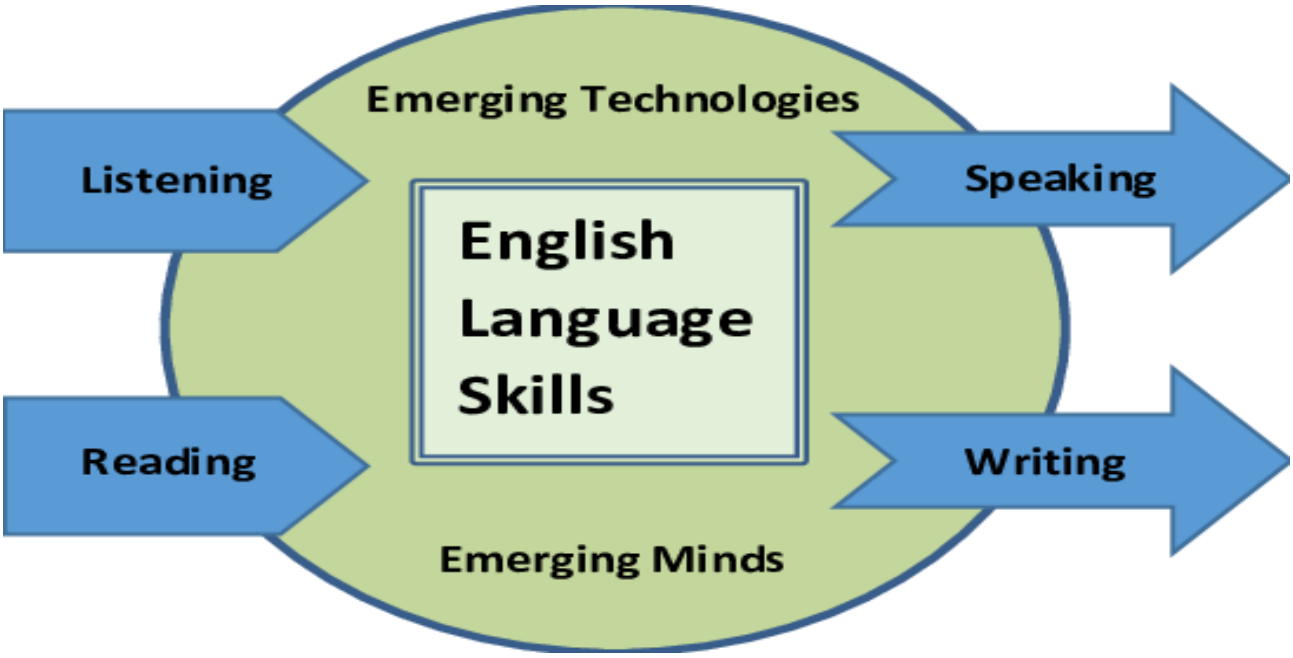

PROJECT WORK IN A LANGUAGE CLADS ROOM :-

Our respected AECC teacher Mr. Manas Moulik helped and discussed with us how to do the project.

He also helped us in doing our project and also helped us by being giving ideas On the topic ' Helping hand 'and how the project is to be done.

ADVANTAGES OF THE PROJECT WORK

Everything in this environment is connected or relying on something else. It is important that we help those people who need our help because no matter how small our help is, it can surely make a huge difference in other people's life. According to the law of attraction, every good thing we do will someday come back to us because this is the only way life works.

There were some researches in different countries in 2013 and the scientist found out, that the help can increase our life. It is possible to decrease the mortality by 22%. How much do you need to live longer? If you help the others up to 100 hours per year, you will reduce the risk of the death by 28%. But it does not matter how much time you spend while helping other people. You can do it 2 hours or 125- but you will get the positive result. The only main thing, which you need to know, that this help should be systematic.

Another researches have shown, that students improved their blood tests only help each other 1 time a week and the positive aspects of this activity were shown after some years.

We increase our mood when we help other people. The researches have shown, that it is needed to help people 5 times a week to improve your mood. But if you help only 1 time, it does not have any influence. You need to help people systematically and the researchers showed, that people, which help, do not suffer from depressions or decrease of motivation.

When I was doing the project with my mother it was really I was really feeling very good and was really very good experience for me that I was really helping my mother in her daily work. Even

after completing the project my heart was full of happiness and I was feeling relaxed that I held my mother in her daily work. though it was a very little help but after doing the project I was feeling really very happy and it freshens my mood also.

Advantages of the project work :-

1) After doing the project I was really feeling very happy
2) This project work helps me to freshens my mood
3) This project work also motivated me to help more and more people in our surroundings.

Benefits of the Project Work to the Learners :-

1) After doing the project I was feeling good
2) This project work helps me to freshens my mood
3) This project work also motivated me to help more and more people in our surroundings.
4) This project work also helps us to freshens my mind.

The Role of a Teacher :-

1) Our teacher helped us by giving us ideas about the project.
2) Our teacher helped us by supplying sources so that we can complete our project without any hesitation
3) Our teacher helped us by providing demonstrations which helped us to complete our project perfectly.

Stages of the project :-

At first I decided that I will work with my mother for this project work. then we work for the dialogue that will be spoken while shooting the film. At last we decided last we decided that the Varanda will be the best place for the film shooting as sunlight comes through the window from everywhere which helped us to make a perfect frame for shooting the film.

PRACTICAL PART

Introduction to the Project :-

The topic of my project is helping others which means that we how as a human being can help others to make others life a better one. When you do something for others that help them and make them happy, it is considered helping others. The action of helping others spreads happiness and kindness in the world. When you help someone, you feel amazed to see their happy face and happiness in your life too. Help others with good intentions and a pure heart. People help others get help when they are in need, and some help get positive vibes in their lives. Helping others is a significant gesture of humanity. After helping someone, one should not wait for them to thank you or pay gratitude for your help. If you help someone, you also get pleasure, and it helps you to live a peaceful life. Serving people is like serving god.

Motivation and Registration :-

If I choose any other topic other than Helping Hand then I would like to choose the topic " Helping Others " because I love to help others so that I can bring a smile on face the needy people whom I help. Because that smile helps me to freshens my mood and my mind , it also makes me feel very happy that because of my help the needy people is able to smile. According to some psychological researches also it is found that helping always gives pleasure to one who helps someone. If you don't help anyone today the day you needed help and no one helped you then you will know the value of Helping Others. These are some reasons that convinced and also motivated me to Help Others and hence for these reasons I choose the topic ***HELPING OTHERS.***

The Film :-

This short film is on the topic " Helping Hand " which give us a positive idea about helping others it can be any one may be our parents , our friends , may be anyone's elder or younger brother or sister etc. Through this film I tried to show how we can help our parents into to their daily household activities.

Story line :-

Through this film I have tried to show how we can help our parents. In the film my mother who was cleaning the floor with a broom got tired that's why I siddhartha Narayan sen tried to help her In cleaning the floor. Though it's really hard to do a mothers job But through this service I have tried to help my mother in hard day to day activities.

Cast :-

Sujata Sen – Mother

Siddhartha Narayan Sen – Student

Technical specifications :-

Camera used – Mobile Camera (13 mp)

Video Maker – For editing video

Conclusion :-

Through thiis project work I have tried to show the concept about ***HELPING HAND.*** The topic itself says about the idea of helping others or to help others when they need. Through this project work I have tried to show the concept about helping others where I helped my mother in a day to day activities.

In thiis shot film my mother who was cleaning the floor was tired so I helped my mother by doing her job.

RESUME:-

NAME **:- *SIDDHARTHA NARAYAN SEN***

Date of Birthday ***:- 30/06/2003***

Nationality ***:- INDIAN***

Gender ***:- MALE***

Address ***:- Karidhya Sen para near Damidar Temple , Birbhum (Suri) , West Bengal – 731126***

(India) Phone ***:- +91 9339244051***

Email ***:- siddharthanarayansen66@gmail.com***

Language known :- Hindi , English , Bengali

BIBLIOGRAPHY :-

I) ***www.edgearticles.com***
II) ***www.shortparagraph.com***
III) ***www.study95.com***
IV) ***www.findwritingservice.com***
V) ***www.vectorstock.com***

Thank You

Ramakrishna Mission Vivekananda Centenary College

Rahara, Kolkata 700118
College with Potential for Excellence (CPE)
Accredited by NAAC with Grade A

Department of English Language
Ramakrishna Mission Vivekananda Centenary College, Rahara

Project work in English classroom:

[Stand By Me]
A short film
To illustrate the features and skills of Speaking

By
[Prithwish Ganguly]
Leaner
1st Year 1st Semester
[Computer Science]

January 10 2022
[Date of Submission]

Declaration:

I declare that I, Prithwish Ganguly a student of 1st Year 1st Semester of Computer Science. Department, Ramakrishna Mission Vivekananda Centenary College, Rahara worked on my English project on my own and I used the resources which are mentioned in the bibliography.

Prithwish Ganguly
.....

[Signature]
[Prithwish Ganguly]
1st Year 1st Semester
RKMVC College
Rahara

Acknowledgements

I would like to thank to Mr. Manas Moulic, Asst. Prof. in English, RKMVCC, Rahara, for his invaluable help, advice and patience.
I would also like to thank my sister for the support.

Contents

Introduction 5

1. Theoretical part

1.1. About project work 5
1.1.1.a What is Speaking? 5
1.1.2 Project work in a language classroom 5
1.1.3 The advantages of project work 6
1.1.4 Benefits to learners 6
1.1.5 The role of a teacher 6
1.2. Stages of a project 7

2. Practical part

2.1. Introduction to the project "[Stand By Me]" 8
2.2. The Film "[Stand By Me]" 8
2.2.1. Story line 8
2.2.2. Cast 9
2.2.3. Technical Specifications 9

Resumé 10

Bibliography 11

Introduction

I am Prithwish Ganguly.This is the project work my mentor,Mr.Manas Moulic assigned every student of Ram Krishna Mission Vivekananda Centenary College.

About Project Work

Project work is a learning experience that helps people from different spheres of the society, be it students from school, college and universities or even top industrialists, the opportunity to apply knowledge gained through learning in several real life situations. A project is often undertaken with the goal of obtaining a specific outcome. Projects may either be done by a single person or be collaborative. In an individual project, a single person is responsible for carrying out the entire project, which might involve extensive field work or comprehensive writing or both. In a collaborative project, usually people with expertise in varied fields work together towards their common goal, taking inputs from one other. Projects nowadays are an integral part of the education system, and begins at a very young age. With the help of these projects , students get the opportunity to get good hold over the concepts that they learn in class, and dive deeper into them .

What Is Speaking?

Speaking is a language skill that allows us to communicate effectively. It provides us with an ability to convey information verbally, and in a way that the listener can understand. Speaking is a complex cognitive and linguistic skill, and it is something that makes human beings different from other living beings, if not superior. While speaking in one’s mother tongue is a natural skill, learning a foreign language requires dedication and conscious effort.
Speaking involves creating sounds with body parts, including the lungs, vocal tract, vocal chords, tongue , teeth and lips. Speaking has a strong relationship with listening, one of the other language skills. Without listening, speaking makes no sense.

Project Work In A Language Classroom

In a Language classroom, project work helps students foster the four language skills - speaking, listening, reading and writing. Project work provides a positive motivation towards language learning. Learning a foreign language is not easy. It requires a lot of effort to master it, and it might seem irrelevant to a student in his daily life. This is enough to demotivate a student from learning a new language. However, an appropriate project work aims to bridge this gap. A project helps to incorporate the language into the student's daily life, and tries to makes the language more relevant to the student's needs.

The Advantages Of Project Work

Problem Solving: Students learn how to solve problems that are important to them, including real community issues, more effectively—even learning from failure and possibly starting over

In-Depth Understanding: Students build on their research skills and deepen their learning of applied content beyond facts or memorization.

Self-Confidence: Students find their voice and learn to take pride in their work, boosting their agency and purpose.

Benefits To Learners

1. **Project Management:** Students learn how to manage projects and assignments more efficiently.
2. **Curiosity:** Students get to explore their curiosities, ask questions and form a new love for learning.
3. **Empowerment:** Students take ownership over their projects, reflecting on and celebrating their progress and accomplishments.

The Role Of A Teacher

The role of a teacher in a student's project work is many fold. A teacher is entrusted with determining the appropriateness of a project for a student, based on the student's interests, and how much worthy that project will be for the student. The teacher should be forming small groups of students for the project, and he must make sure that a group includes a range of abilities. The teacher should provide encouragement to the students, and help in solving their doubts, making sure they are in

the right direction. The teacher should also build a classroom culture of mutual assistance.

Stages Of A Project

The formal stages of a project are as follows:

- **Definition**: This involves defining the project goals, objectives, risks , timescale, budget, issues before starting the project.
- **Initiation**: This step determines the terms of reference within which the project will run.This includes deciding the scope of the project, communicating the expected benefits etc.
- **Planning**: This stage involves creating a project plan when undertaking any project. Without proper planning, a project is likely to face various problems at various stages of its execution related to time, money or something else
- **Execution**: This is the stage where the main work towards the main goal is carried out.
- **Monitoring & Control:** This stage involves inspection by the relevant authorities in order to make sure that the expected benefits will be delivered properly and in time.
- **Closure:** This is the stage when the project is officially closed, with mutual agreement among people involved that no more work is needed to be done.

Introduction To The Project

As responsible members of our society, it is our job to extend our helping hands to those in dire need of it. There is no dearth of people who need just a little help to come out of the pothole that the society has been putting them deeper and deeper into, over the years. Unfortunately, there are many such people in our society who strongly look down upon such needy people, and don't even hesitate to bully them , let alone providing help of any kind. These people should be taught lessons of morality, and the people in need should be given one last chance, and we can do both if we want, making the world a better place to live in.

The Film "Stand By Me"

Storyline

(A Phone Rings)
{Enters Character 1}
CHARACTER 1: Hello! Yeah I told you I will be coming, right?Yeah yeah, no no, I don't care, ok?Yeah. (then an ignoring expression)
(He sets off and walks across the street)

BEGGAR: Babu, can I get a piece of coin?Please. I have to eat something.

CHARACTER 1: I am busy at the moment. Stay away from me, ok? Please.

BEGGAR: I beg of you. Please, please, give me one rupee.

CHARACTER 1: Leave me alone. Do you understand? (Gets irritated and tries to punch)

BEGGAR: Sorry, Sorry.
(A familiar face blocks the punch)

CHARACTER 2: (Blocks the punch, faces Character 1 and starts walking towards him with anger)Leave this man alone, ok?Or next time you will have to face me.You really don't care about anything, do you?Absolutely nothing. You are worse than a scum.I never expected my best friend to act like this. (Faces the beggar)And You are welcome to come with me.These people should be behaved with like this.Come with me.

Cast

1)Prithwish Ganguly as Character 1
2)Prithwish Ganguly as Beggar
3)Prithwish Ganguly as Character 2

Technical Specifications

1)Recorded Using iPhone 12 Mini
2)Edited Using Nokia PureBook X14

Resume

Prithwish Ganguly

PERSONAL DETAILS

Current Location	Kolkata
Date of Birth	December 6, 2002
Gender	Male

EDUCATION

Graduation

Course	B.Sc (Comp Sc)
College	Ramakrishna Mission Vivekananda Centenary College, Khardaha
Year of Passing	Graduating in Oct 2024

Schooling	Class XII	Class X
Board Name	CISCE(ICSE/ISC)	CISCE(ICSE/ISC)
Medium	English	English
Year of Passing	2021	2019
Score	84%	84%

ACHIEVEMENTS

- Received Scholarship in B.Sc
- Top 10 in Class in school

GET IN TOUCH!

Mobile:
+91-8240965408

Email:
prithwishganguly6122002@gmail.com

SKILLS

- Ethical Hacking
- Game Development
- C
- C++
- HTML
- Java
- Writing

LANGUAGES KNOWN

English
Bengali/Bangla
Spanish
Hindi
Japanese

TEST RANKS

- IIT JEE : 135000
- WBJEE : 47500

Bibliography

1)Resume
2)Link 2
3)Link 3
4)Link 4
5)Link 5
6)Link 6
7)Link 7
8)Link 8
9)Link 9
10)Link 10
11)Link 11
12)Link 12

Ramakrishna Mission Vivekananda Centenary College

Rahara, Kolkata 700118
College with Potential for Excellence (CPE)
Accredited by NAAC with Grade A

Department of English Language
Ramakrishna Mission Vivekananda Centenary College, Rahara

Project work in English classroom:

[HELPING OUR INJURED FRIEND]

A short film

To illustrate the features and skills of Speaking

By

[**TANMOY MALLICK,SWARNENDU PAL CHOUDHURY,SATYAKI DAS,ABHIK ROY]**

Leaner

1st Year 1st Semester

[MICROBIOLOGY Department]

[10 January 2022]

Declaration:

We declare that We, **TANMOY MALLICK,SWARNENDU PAL CHOUDHURY,SATYAKI DAS,ABHIK ROY**
students of 1st Year 1st Semester of MICROBIOLOGY Department, Ramakrishna Mission Vivekananda Centenary College, Rahara worked on my English project on my own and I used the resources which are mentioned in the bibliography.

……

[Signature]

[**TANMOY MALLICK,SWARNENDU PAL CHOUDHURY,SATYAKI DAS,ABHIK ROY**]

1st Year 1st Semester

Acknowledgements

We would like to thank to Mr. Manas Moulic, Asst. Prof. in English, RKMVCC, Rahara, for his invaluable help, advice and patience.
We would also like to thank my family for the support.
We would like to thank to my pupils who took part in the project, for their work and enthusiasm.

CONTENTS

Introduction	5
Theoretical Part	6
Practical Part	6-7
Conclusion	8
Resume	9-10
Bibliography	11

Introduction:

Communication is the act of giving, receiving, and sharing information - in other words, talking or writing, and listening or reading. Good communicators listen carefully, speak or write clearly, and respect different opinions.

When communicating with others, we often focus on what we should say. However, effective communication is less about talking and more about listening. Listening well means not just understanding the words or the information being communicated, but also understanding the emotions the speaker is trying to convey.

This type of project helps us to improve our speaking skill as well as language skill.

1. Theoretical part

1.1. About project work:-

The project work is given us a English classwork to illustrate speaking as a language skill.

1.1.1 Pedagogical references of project work in the past

1.1.1.a Speaking as a Language Skill:-

Speaking is **the delivery of language through the mouth**. To speak, we create sounds using many parts of our body, including the lungs, vocal tract, vocal chords, tongue, teeth and lips. Speaking is the second of the four language skills, which are: Listening.

Essentially, speaking a language **helps to move your knowledge of grammar, vocabulary, and pronunciation from the back of your mind to the front**, or from your 'slow memory' to your 'quick memory. ' Given time, this will improve your fluency and memory too.

1.1.2. Project work in a language classroom :-

This type of project is given to us to enhance our speaking skill where we have to make a film on the topic "HELPING HAND". So we make a film "HELPING OUR INJURED FRIEND".

1.1.3 The advantages of project work :-

I have learnt speaking skill, emotion, how to communicate with each other.

1.1.4 Benefits to learners :-

This type of project helps us to improve our speaking as a language skill and our communication skill.

1.1.5 The role of a teacher:-

- He teaches us how to make the project and guides us.
- He encourages us to work collectively and co-operatively.
- He also helps us to avoid mistakes.

1.2. Stages of a project:-

- At first we know about the project from our respective teacher.
- Then we search in internet.
- Make our group.
- Make the storyline of the project.
- After then we select venue.
- Perform the film.
- Lastly we edit the film.

2. Practical part

2.1. Introduction to the project :-

This type of project helps us to improve our speaking as a language skill as-

Communication is **the act of giving, receiving, and sharing information --** in other words, talking or writing, and listening or reading. Good communicators listen carefully, speak or write clearly, and respect different opinions.

When communicating with others, we often focus on what we should say.However, effective communication is less about **talking** and more about listening. Listening well means not just understanding the words or the information being communicated, but also understanding the emotions the speaker is trying to convey.

This project is on the topic 'Helping Hand.'

2.2. Motivation and registration:-

Few days ago we were playing in our college playground. One of our friend got severely injured while playing. From that incident we chose this storyline.

2.3. The Film:-

"HELPING OUR INJURED FRIEND"

2.3.1. Story line :-

Four friends were playing in the college playground .One of them got injured while playing. One went to the college staff room to bring icebag. We gave treatment and first-aided him and helped him to stand up. Next day he came to college completely fit.

2.3.2. Cast :-

TANMOY MALLICK, SWARNENDU PAL CHOUDHURY, SATYAKI DAS, ABHIK ROY

2.3.3. Technical Specifications :-

Requirements-
COLLEGE PLAYGROUND
FOOTBALL
MOBILE CAMERA
ICEBAG

Size- 117 mb

File Type- MP4

- **CONCLUSION**:-

From this project we learn about Speaking as a language skill, how to do project work in a language classroom, the advantages , benefits to learners, how our teacher help to do this project work. This type of project enhance our communication skill.

- **RESUME**:-

1. NAME:- TANMOY MALLICK
   MOB :- 8335954829
   EMAIL ID:- brishnutanmoy60133@gmail.com
   DOB :- 04/08/2003
   ADDRESS:- NORTH EAST NOAPARA, P.O.-NOAPARA
   P.S.- BARASAT, NORTH 24 PARAGANAS,
   KOL- 700125
   MARITAL STATUS:- UNMARRIED

   FATHER'S NAME:- BISHNU PADA MALLICK
   MOTHER'S NAME:- SANCHITA MALLICK
   HOBBY- TO PLAY FOOTBALL
   RELIGION:- HINDUISM
   LANGUAGES KNOWN:- BENGALI, ENGLISH, HINDI
   EDUCATIONAL QUALIFICATION:- 12 QUALIFIED

,

2. NAME:- SATYAKI DAS
   MOB :- 8697801838
   EMAIL ID:- Satyakisata450@gmail.com
   DOB :- 08/01/2003
   ADDRESS:- 306 ALIPUR EAST ROAD NIMTA KOL-49
   MARITAL STATUS:- UNMARRIED
   FATHER'S NAME:- SUBRATA DAS
   MOTHER'S NAME:- SOMA DAS
   HOBBY:- PAINTING,VIDEO EDITING
   RELIGION:- HINDUISM
   LANGUAGES KNOWN:- BENGALI, ENGLISH, HINDI
   EDUCATIONAL QUALIFICATION:- 12 QUALIFIED

3. NAME:- SWARNENDU PAL CHOUDHURY
MOB:- 8777058788
EMAIL ID :- swarnendupalchowdhury@gmail.com
FATHER'S NAME:-LATE SUBIR PAL CHOUDHURY
MOTHER'S NAME:- SUPARNA PAL CHOWDHURY
DOB:- 09/08/2003
ADDRESS:- 123, M.S. MUKHERJEE ROAD
KHARDAH, P.O.- B.D. SOPAN,
KOL-700116
MARITAL STATUS: UNMARRIED
HOBBY:- TO PLAY CRICKET
RELIGION:- HINDUISM
LANGUAGES KNOWN:- BENGALI, ENGLISH
EDUCATIONAL QUALIFICATION:- 12 QUALIFIED

4. NAME:- ABHIK ROY
MOB:- 9007918245
EMAIL ID:- aroy35127gmail.com
FATHER'S NAME:- CHANDAN ROY
MOTHER'S NAME :- UMA ROY
DOB- 14/10/2003
ADDRESS:- 267/4/2, GOPAL LAL THAKUR
ROAD, KOL-700036
MARITAL STATUS: UNMARRIED
HOBBY:- HEARING SONGS, READING STORY
BOOKS
RELIGION:- HINDUISM
LANGUAGES KNOWN:- BENGALI, ENGLISH,
HINDI
EDUCATIONAL QUALIFICATION:- 12 QUALIFIED

Bibliography

1. https://www.englishclub.com/speaking/what-is-speaking.htm
2. https://www.commonsensemedia.org/character-strengths-and-life-skills/what-is-communication

Ramakrishna Mission Vivekananda Centenary College

Rahara, Kolkata 700118
College with Potential for Excellence (CPE)
Accredited by NAAC with Grade A

Department of English Language
Ramakrishna Mission Vivekananda Centenary College, Rahara

Project work in English classroom:

HELP-AN ACT OF KINDNESS

A short film
To illustrate the features and skills of Speaking

By
Anirban Banerjee
Roumya Chakraborty
Satyajit Das
Leaner
1st Year 1st Semester
[Your Department]

January …… 2022
[Date of Submission]

Declaration:

We declare that we, Anirban Banerjee, Roumya Chakraborty and Satyajit Das are students of 1st Year 1st Semester of Zoology Department, Ramakrishna Mission Vivekananda Centenary College, Rahara worked on our English project on our own and we used the resources which are mentioned in the bibliography.

……

[Signature]
[Name]
1st Year 1st Semester
RKMVC College
Rahara

Acknowledgements:-

We would like to thank to Mr. Manas Moulic, Asst. Prof. in English, RKMVCC, Rahara, for his invaluable help, advice and patience.
We would also like to thank my family for the support.
We would like to thank to my pupils who took part in the project, for their work and enthusiasm.

Contents

Introduction 5

1. Theoretical part

1.1. About project work 6
1.1.1 Pedagogical references of project work in the past 6
1.1.1.a What is Speaking as a Language Skill 6
1.1.2 Project work in a language classroom 7
1.1.3 The advantages of project work 7
1.1.4 Benefits to learners 8
1.1.5 The role of a teacher 8
1.2. Stages of a project 9

2. Practical part

2.1. Introduction to the project 10
2.2. Motivation and registration 10
2.3. The Film 10
2.3.1. Story line 10
2.3.2. Cast 11
2.3.3. Technical Specifications 11

Conclusion 12

Bibliography 13

Appendix 14

Introduction:-

Just like everyone else we run behind money and materialistic possession and forget to be kind and compassionate to our fellow beings. Because, that's what makes us unique.

"HELP-AN ACT OF KINDNESS" is a short inspirational film project about a beggar and two friends, where the friends comes forward to help the beggar.

1. Theoretical Part

1.1About the project

1.1.1 Pedagogical references of project work.

1.1.1.A What is speaking as a language skill?

Speaking is the delivery of language through the mouth. To speak, we create sounds using many parts of our body, including the lungs, vocal tract, vocal chords, tongue, teeth and lips.

It has four main elements:-

1. FLUENCY:- Fluency is about how comfortable and confident we are in speaking English. If we can speak for an extended period of time, that is an indicator of strong fluency. It is also about showing a clear connection between each point that we are trying to make. This skill means that the listener can follow what we are saying and does not get lost.

2. VOCABULARY:- Of course, if we don't have the words to say what we want to say, then we cannot say it. Being a good speaker means constantly growing our vocabulary. The more interesting words we know, the stronger your speaking skills. The best way to grow our vocabulary is to read in English and make a note of any new words that we encounter in a vocabulary notebook.

3. GRAMMAR:- The dreaded G word! Grammar does matter and the fewer mistakes we make, the better our speaking skill will be. However, do not worry about making mistakes either! A good speaker does not have to use perfect grammar. Certainly, though, it is a good idea to make sure that you have mastered the major tenses.

4. PRONUNCIATION:- Pronunciation is a complex area, with a lot of sub skills that can be practiced. The basic rule of thumb is that an average speaker can speak and be understood. A skilled speaker can use the sub skills of pronunciation to emphasise and make the communicative effect of their speech more impactful. The sub skills of pronunciation include: word and sentence stress, intonation, rhythm and the use of the individual sounds of a language. A good way to practice our pronunciation is to copy! Simply listen to how someone with good pronunciation speaks, and try to imitate them as closely as possible.

1.1.2 Project work in a language classroom:

Project work is a series of activities that allows the students to study, do research and act by themselves using their abilities, interests, personal experience and aptitudes. The project work progresses under the guidance and monitoring of a teacher or other adviser. The teacher or adviser will give ideas about project work, advice about the topic, how to manage the data collection process and planning.

1.1.3 The advantages of project work:

Some advantages of project work are:-

i) Problem Solving: Students learn how to solve problems that are important to them, including real community issues, more effectively—even learning from failure and possibly starting over.

ii) Creativity: Students apply creative thinking skills to innovate new product designs and possibilities for projects.

iii) Self-Confidence: Students find their voice and learn to take pride in their work, boosting their agency and purpose.

iv) Critical Thinking: Students learn to look at problems with a critical thinking lens, asking questions and coming up with possible solutions for their project.

1.1.4 Benefits to learners:

- Learners can express their ideas clearly and effectively, both verbally and in written form.
- They can work as a team to achieve common goals.
- They are able to make links across different areas of knowledge and to generate, develop and evaluate ideas and information related to the project.
- Learners are able to learn on their own, reflect on their learning and improve upon it.

1.1.5 Role of a teacher:

The teacher has an important part to play in the initiation, implementation, and culmination of projects. Initially, the teacher must determine the appropriateness of the topic to be investigated. Projects are productive and enlightening if the topic under investigation is interesting to most of the children.

1.2 Stages of a project:

The stages of a project work are:-

1. Initiation: This is perhaps the most important stage of any project as it sets the terms of reference within which the project will be run. If this is not done well, the project will have a high probability of failure.

2. Planning: The key to a successful project is in the planning. Creating a project plan is the first task you should do when undertaking any project. Often project planning is ignored in favour of getting on with the work.

3. Execution: This is where the work to deliver the product, service or wanted result is carried out. Most of the work related to the project is realised at this stage and needs complete attention from the project manager.

4. Monitoring & Control: Once the project is running it is important the project manager keeps control. This is achieved by regular reporting of issues, risks, progress and the constant checking of the business case to make sure that the expected benefits will be delivered and are still valid.

5. Closure: This is the final phase of the project management process. The project closure stage indicates the end of the project after the final delivery. The final task of this phase is to review the entire project complete a detailed report that covers every aspect.

2. Practical Part

2.1 Introduction to the project:

This is a short film project with the topic Help-An Act of Kindness. This is a story of a beggar and two friends where the friends are feeling sad seeing the beggar and makes their mind to help him.

2.2 Motivation:

This is a film reguarding Helping Hands. Watching this film will motivate everyone to keep an open mind and a compassionate heart to our fellow beings and to help the ones who are in need.

2.3 The Film: Help-An Act of Kindness:

2.3.1 Storyline:

This is a short film on Helping Hands. Once two friends named Anirban and Satyajit thought to go for an evening walk. After walking for a distance they noticed a beggar sitting beside the road wearing torn and tattered clothes. He was very much hungry and was shivering in cold. The two friends felt very sad looking at his miserable condition. They thought of helping him by giving some warm clothes and some food. They gave the food and clothes and brought him inside their store room. After getting those, the beggar felt very happy. His face expressed his feelings

towards Anirban & Satyajit. The beggar very joyfully blessed the two friends very much.

2.3.2 Cast:

Actors Name: Anirban Banerjee, Roumya Chakraborty & Satyajit Das.

Camera Man: Roumya Chakraborty

Script-Writer: Anirban Banerjee

Editor: Anirban Banerjee

2.3.3 Technical Specification:

Camera: Realme 7 rear camera (64MP+8MP+2MP+2MP)

Microphone: MAONO AU-400 Microphone

Editing Software: Video Maker YouTube-VideoGuru

Computer: ASUS TUF Gaming F15 Laptop

Conclusion:-

This short film tells us about the importance of speaking skills one should possess. From this project we can also make our vocabulary strong. This also help us to build a good fluency. And the most important point that this film emphasises is be kind and tender-hearted to all our fellow beings around us as we are dependent on everyone.

Bibliography:-

https://www.communityplaythings.com/resources/articles/2013/the-teachers-role-in-the-project-approach

https://www.twinkl.co.in/teaching-wiki/speaking-skills

https://www.projectsmart.com/project-management/the-stages-of-a-project.php

Appendix:-

Vowels	Consonents
a e i o u	b c d f g h j k l m n p q r s t v w x y z

Thank You

Ramakrishna Mission Vivekananda Centenary College

Rahara, Kolkata 700118

College with Potential for Excellence (CPE)

Accredited by NAAC with Grade A

Department of English Language

Ramakrishna Mission Vivekananda Centenary College, Rahara

Project work in English classroom:

Helping Hand

A short film to illustrate the features and skills of Speaking

By

Riddhi Bhattacharyya
1st Year 1st Semester
Roll: 328
Department: Mathematics

Samyabrata Bose
1st Year 1st Semester
Roll: 706
Department: Computer Science

Debjit Dey
1st Year 1st Semester
Roll:722
Department: Computer Science

10th January, 2022
[Date of Submission]

Declaration:

We declare that We, **Riddhi Bhattacharyya**, a student of 1st Year 1st Semester of **Mathematics** Department, **Samyabrata Bose**, a student of 1st Year 1st Semester of **Computer Science** Department & **Debjit Dey**, a student of 1st Year 1st Semester of **Computer Science** Department of **Ramakrishna Mission Vivekananda Centenary College, Rahara** worked on our English project on our own and we used the resources which are mentioned in the bibliography.

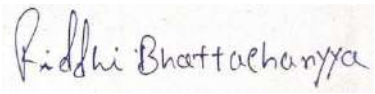





……..... …… ……

[Signature]
Riddhi Bhattacharyya
1st Year 1st Semester
Roll:328

[Signature]
Samyabrata Bose
1st Year 1st Semester
Roll:706

[Signature]
Debjit Dey
1st Year 1st Semester
Roll:722

Dept: Mathematics

Dept: Computer Science

Dept: Computer Science

RAMAKRISHNA MISSION VIVEKANANDA CENTENARY COLLEGE, RAHARA

Acknowledgements:

We would like to thank to Mr. Manas Moulic, Asst. Prof. in English, RKMVCC, Rahara, for his invaluable help, advice and patience.

We would also like to thank to our family for the support.

We would like to thank to my pupils who took part in the project, for their work and support.

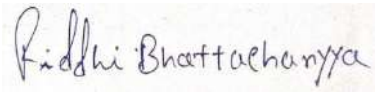





…….....	…..……	……
[Signature]	[Signature]	[Signature]
Riddhi Bhattacharyya	Samyabrata Bose	Debjit Dey
1st Year 1st Semester	1st Year 1st Semester	1st Year 1st Semester
Roll:328	Roll:706	Roll:722
Dept: Mathematics	Dept: Computer Science	Dept: Computer Science

RAMAKRISHNA MISSION VIVEKANANDA CENTENARY COLLEGE, RAHARA

◇ Contents ◇

Introduction 4

1. Theoretical part..... 4

1.1 About project work 4
1.1.1 Pedagogical references of project work 4

1.1.1.a What is Speaking as a Language Skill..... 4

1.1.1.b Types of Speaking skill 4

1.1.1.c Importance of Speaking skill 4

1.1.2 Project in a Language classroom 4

1.1.3 The advantages of project work 4

1.1.4 Benefits to learners..... 5

1.1.5 The role of a teacher 5

1.2 Stages of project 5

2 Practical part 5

2.1 Introduction to the project “Helping Hand” 5

2.2 Motivation & Registration 5

2.3 The Film “Riding the Bicycle” 6

2.3.1 Story line 6

2.3.2 Cast 6

2.3.3 Technical Specifications.....6

Conclusion 6

Resume 7-9

Bibliography 10

◇ Introduction ◇

Introduction is the first parameter for the upheavals of the next probable content that the project would contain. The Project work is all about a short film given by our AECC teacher.

1. Theoretical Part:

1.1 About project work:

Project is a work which focuses on completing a task. Project work normally involves a lot of resources – time, people, materials and learners practise a range of skills and language systems. Projects are an integral part of the education system, that is constantly evolving with technological development.

1.1.1 Pedagogical references of project work:

1.1.1a What is Speaking as a Language Skill:

Speaking is the delivery of language through the mouth. To speak, we create sounds using many parts of our body, including the lungs, vocal tract, vocal cords, tongue, teeth and lips. It allows us to communicate effectively. These skills give us the ability to convey information verbally and in a way that the listener can understand.

1.1.1.b Types of Speaking skills:

• Fluency • Vocabulary • Grammar • Pronunciation

1.1.1.c Importance of Speaking skill:

Speaking skills hold a special place of value. Good speakers are also good writers for they would have written several drafts of each speech. Good speakers are also those who can connect and empathize with people.

1.1.2. Project work in the Language Classroom:

The Project in language classroom offers dynamic and interactive session. Mr. Manas Moulic sir has asked us to do a short film as a part of AECC project work.

1.1.3. The advantages of project work:

When working on a project, students learn to manage obstacles more effectively, often learning from failure and making adjustments until they're satisfied with their work. It promotes such important skills as group work, autonomous learning, self-assessment skills, time planning, project work or oral and written expression skills. It improves student motivation, which translates into better academic performance and greater persistence in the study.

1.1.4. Benefits to learners:

Project work not only provides opportunities for students to drive their own learning, but also teaches them skills such as problem solving and helps to develop additional skills integral to their future, such as critical thinking and time management. It enables students to explore new subjects and deepen their understanding of difficult concepts.

1.1.5. The role of a teacher:

Project work provides a context in which the teacher can encourage learners to apply their growing academic skills in purposeful ways. Our teacher, Mr. Manas Moulic has an important part to play in the initiation, implementation and culmination of projects. He has delivered classroom instruction that helps us a lot.

1.2 Stages of a project:

At first, our teacher gave us a topic 'Helping Hand', on which we have to make a short film. Then we organized technical requirements, developed a detailed project schedule and created a communication plan. It was decided to shoot the scenes on our lane & in Riddhi's home. After the shoot, we edited the video and send it to our teacher.

2. Practical part:

2.1 Introduction to the project "Helping Hand":

The 'Helping Hand' Project aims to raise hand to help others whenever they need. A person's most useful asset is not only the head full of knowledge, but also a hand willing to help. Helping others is thought to be one of the best ways that people create, maintain, and strengthen their social connections.

2.2 Motivation & Registration:

Lending a helping hand can be one of the best things one person can do for another. Gradually, when I went to my friend's home, I noticed him fixing a fan but couldn't. So I gave my helping hand to him.

2.3 The Film "Riding the Bicycle":

2.3.1 Story line:

The three co-actors were taking a walk on a sunny morning & talking. Suddenly, Riddhi told Samyabrata that he is getting so much fat and cycling would be better for his health. But

Samyabrata can't ride bicycle and he also fear to ride bicycle. So Debjit told him to try with his cycle and both he and Riddhi began to teach him how to ride a bicycle. When Samyabrata was riding the cycle with their help, they let him go so that he could grow up confidence cycling alone. But when Samyabrata saw that no one was with him he fell from the bicycle. Other two helped him to stand and they took him to Riddhi' s home which was nearby. They completed the first aid treatment of Samyabrata there and continued to teach him cycling (Not shown in the film). After one month of their effort, Samyabrata learn to ride bicycle.

2.3.2 Cast:

In the short film 'Riding the Bicycle', there are three persons who acted in it. They are we, Riddhi Bhattacharyya, Samyabrata Bose & Debjit Dey.

2.3.3 Technical Specifications:

To make this short film, we have used Realme 6 phone with high resolution camera. Then edited the video in Inshot app. Our friend Sounarva Bardhan helped us in videography.

◇ Conclusion ◇

In conclusion, I have to admit that it was a wonderful and learning experience for me while working on this project. The Project took me through the various phases of project development and gave me real insight into speaking skills. It has also boosted my confidence up to communicate efficiently. I really enjoyed each and every bit of this project.

RIDDHI BHATTACHARYYA

CONTACT

@ riddhibhattacharyya80@gmail.com

9123859292

70/1/1/1,Babu Para Road,PO+PS:Bhatpara, North 24 Parganas, PIN-743123

PERSONAL DETAILS

Date of Birth	:	23/01/2004
Marital Status	:	Unmarried
Nationality	:	Indian
Father	:	Sumit Bhattacharyya
Mother	:	Sukla Bhattacharyya
Gender	:	Male

SKILLS

1)Basic Knowledge in Computer 2)CCNA essentials 3)Networking 4)NPT 5)Photography 6)Video editing 7)Desicion making 8)Management skills

LANGUAGES

Bengali, English, Hindi

INTERESTS

Sports, Movies,Travel,Games

ACHIEVEMENTS & AWARDS

Champion of Inter School Football Competition

OBJECTIVE

To achieve high career growth through a continuous learning process and keep myself dynamic, visionary and competitive with the changing scenario of nation.

EXPERIENCE

Fresher

-

EDUCATION

Ramakrishna Mission Vivekananda Centenary College, Rahara
Present
B.Sc Honours (Mathematics) - 1st Year

Bhatpara Amarkrishna Pathsala (H.S.)
2021
Higher Secondary Examination
86.2%

Bhatpara Amarkrishna Pathsala (H.S.)
2019
Secondary Examination
82.29%

Riddhi Bhattacharyya

RIDDHI BHATTACHARYYA

SAMYABRATA BOSE

CONTACT

@ samyabratabose623@gmail.com

8910880665

24/2, Sastitala Road, PO+PS:- Bhatpara, North 24 Parganas, PIN-743123

PERSONAL DETAILS

Date of Birth	:	01/11/2003
Marital Status	:	Unmarried
Nationality	:	Indian
Father	:	Sujit Bose
Mother	:	Ashima Bose
Gender	:	Male

SKILLS

1)Basic Knowledge in Computer 2)Operating System Proficiency: Windows and Linux Computer Skillful Proficiency 3)Programming Language Proficiency: C and C++(Full Proficiency) 4)Software Proficiency: MS Office, CodeBlocks IDF 5)Photography 6)Video editing 7)Desicion making 8)Management skills

LANGUAGES

Bengali, English

INTERESTS

Sports, Movies, Story books

ACHIEVEMENTS & AWARDS

Winner of Mock Parliament -stage 1,organised by Government of West Bengal

OBJECTIVE

To achieve high career growth through a continuous learning process and keep myself dynamic, visionary and competitive with the changing scenario of nation.

EXPERIENCE

-

Fresher

EDUCATION

Ramakrishna Mission Vivekananda Centenary College, Rahara
Present
B.Sc Honours (Computer Science) - 1st Year

Bhatpara Amarkrishna Pathsala (H.S.)
2021
Higher Secondary Examination
90%

Bhatpara Amarkrishna Pathsala (H.S.)
2019
Secondary Examination
83.57%



SAMYABRATA BOSE

DEBJIT DEY

CONTACT

@ debjitdey631@gmail.com

9007276902

59, West Ghosh Para Road, PO+PS:- Bhatpara, North 24 Parganas, PIN-743123

PERSONAL DETAILS

Date of Birth	:	12/10/2003
Marital Status	:	Unmarried
Nationality	:	Indian
Father	:	Debasish Dey
Mother	:	Sumitra Dey
Gender	:	Male

SKILLS

1)Basic Knowledge in Computer 2)Operating System Proficiency: Windows and Linux Computer Skillful Proficiency 3)Programming Language Proficiency: C and C++(Full Proficiency) 4)Software Proficiency: MS Office, CodeBlocks IDF, Tally. ERP 9.,Visual Studio Code 5)Photography 6)Video editing 7)Desicion making 8)Management skills 9)Certificate in Accounting and Excel Expert form Anudip Foundation.

LANGUAGES

Bengali, English, Hindi

INTERESTS

Sports, Movies,Travel

ACHIEVEMENTS & AWARDS

2nd in Inter School Drama Competition

OBJECTIVE

To achieve high career growth through a continuous learning process and keep myself dynamic, visionary and competitive with the changing scenario of nation.

EXPERIENCE

-

Fresher

EDUCATION

Ramakrishna Mission Vivekananda Centenary College, Rahara
Present
B.Sc Honours (Computer Science) - 1st Year

Bhatpara Amarkrishna Pathsala (H.S.)
2021
Higher Secondary Examination
74.5%

Bhatpara Amarkrishna Pathsala (H.S.)
2019
Secondary Examination
70.30%

DEBJIT DEY

◇ Bibliography ◇

For making this project, I have taken help from the following links.

1. https://sites.google.com/site/webtestch1/definition-of-english-projectwork

2. https://www.twinkl.co.in/teaching-wiki/speaking-skills

3. https://harappa.education/harappa-diaries/speaking-skills-anditsimportance/

4. https://www.easybib.com/guides/project-based-learning-benefitsstudents/

5. https://practera.com/project-based-learning-benefits-and-techniques/

Ramakrishna Mission Vivekananda Centenary College

Rahara, Kolkata 700118
College with Potential for Excellence (CPE)
Accredited by NAAC with Grade A

Department of English Language
Ramakrishna Mission Vivekananda Centenary College, Rahara

Project work in English classroom:

A HELPING HAND

A short film
To illustrate the features and skills of Speaking

By

SRIJAN SAHA(129) and ISHAAN CHATTERJEE(102)
Leaner
1st Year 1st Semester
Department of Physics

January …10… 2022
[Date of Submission]

DECLARATION:

It is declared that **...SRIJAN SAHA(129) and ISHAAN CHATTERJEE(102)**… students of 1st Year 1st Semester of …**PHYSICS**... Department, Ramakrishna Mission Vivekananda Centenary College, Rahara worked on the English project on their own and have used the resources which are mentioned in the bibliography.

SRIJAN SAHA
Roll-129

ISHAAN CHATTERJEE
Roll-102

1st Year 1st Semester
RKMVC College
Rahara

ACKNOWLEDGEMENTS

I would like to thank Sri. Manas Moulic, Asst. Prof. in English, RKMVCC, Rahara, for his invaluable help, advice and patience.
I would also like to thank my family for the support.
I would like to thank my friends who took part in the project, for their work and enthusiasm.

CONTENTS

Introduction

1. Theoretical part

1.1. About project work
1.1.1 Pedagogical references of project work in the past
1.1.1.a What is Speaking as a Language Skill
1.1.2 Project work in a language classroom
1.1.3 The advantages of project work
1.1.4 Benefits to learners
1.1.5 The role of a teacher
1.2. Stages of a project

2. Practical part

2.1. Introduction to the project "[Your Title]"
2.2. Motivation and registration
2.3. The Film "[Film Title]" 41
2.3.1. Story line
2.3.2. Cast
2.3.3. Technical Specifications

Conclusion

Resume

Bibliography

INTRODUCTION

We were given a project in our English classroom. We are writing this project on "A Helping Hand" in which a person in need of some help is aided by someone who is capable of doing so. The aim of the project is to bring out the helping character of a person when he sees someone who is in need of help.

THEORETICAL PART

1.1 About Project Work

A project is an activity which involves careful observation and documentation of a particular event.

1.1.1.Pedagogical references of project work in the past

Project-based learning (PBL) is a student-centred pedagogy that involves a dynamic classroom approach in which it is believed that students acquire a deeper knowledge through active exploration of real-world challenges and problems. Students learn about a subject by working for an extended period of time to investigate and respond to a complex question, challenge, or problem. It is a style of active learning and inquiry-based learning.

1.1.1.a. What is Speaking as a Language Skill

Speaking is the delivery of language through the mouth. To speak, we create sounds using many parts of our body, including the lungs, vocal tract, vocal chords, tongue, teeth and lips. It involves the conveying of information or emotions with the help of sound from one person to the other.

1.1.2. Project Work in a Language Classroom

A project work is an activity-based learning which focuses on careful observation and documentation of an event. A language project usually aims at building the vocabulary and literary skills of the learner.

1.1.3. The advantages of project work

It develops the learner's ability to work with his or her peers, building teamwork and group skills. It allows the teacher to learn more about the student as a person. It helps the teacher communicate in progressive and meaningful ways with the student or a group of students on a range of issues.

1.1.4. Benefits to learners

Project-based learning not only provides opportunities for students to collaborate or drive their own learning, but it also teaches them skills such as problem solving, and helps to develop additional skills integral to their future, such as critical thinking and time management.

1.1.5. The Role of a Teacher

The role of a teacher is to help students learn by imparting knowledge to them and by setting up a situation in which students can and will learn effectively. But teachers fill a complex set of roles, which vary from one society to another and from one educational level to another

1.2. Stages of a Project

Most projects have 5 phases: **initiation, definition and planning, execution, implementation, control and close.**
Initiation-The first of the project management stages is all about giving the project a relatively broad definition and establishing whether or not it is feasible
Planning-In the project planning stage, a more in-depth outline of the project's goals and requirements is created.
Execution- This is the beginning of the creative stage, where the carefully laid project plans are turned into tangible deliverables
Monitoring- The project manager is a key point of contact between the project team working at the "coalface" and the other stakeholders who are more removed from the day-to-day details of what's happening
Closure- This is the last of the project management stages, when the final deliverables are handed over or go live. This stage provides you, your team and stakeholders with an opportunity to evaluate how successful the project was and what lessons were learned during the process. It is also wise to create an ongoing process to capture this knowledge and formally and feed it back into your project management system.

PRACTICAL PART

2.1. Introduction to the project "A Helping Hand"

The project titled "A Helping Hand" is a story about a person who is in need of help. He is helped by another person. This act of helping others is highlighted in the story. Here a boy is anxious about his exams as he has not learnt the periodic table which is going to come in the test. He is helped by his friend who teaches him an easy trick to learn the periodic table. Thus, he is happy to have a helping friend like him.

2.2. Motivation

We were motivated to make the short film on this particular theme by our seniors of RKM Calcutta Students' Home. Our senior brothers always help us in our studies by teaching us the lessons which we find difficult and they also guide us in many aspects of our life. This help from our senior brothers motivated us to make the short film on this theme.

2.3 The Film "A Helping Hand"

2.3.1. Story Line

The story is about a boy whose exams are near and he has not memorised the periodic table. He is anxious about it and he is not able to understand how can he do it such a short time. Just then his friend comes and asks him why he is so anxious. He says that his exams are near and he has not learnt the periodic table. His friend understands the problem and teaches him a short trick with which he can learn it in a very short time. Thus, he is helped by his friend who is happy to see him relieved and he is also happy to have a helping friend like him.

2.3.2. Cast

The story revolves around two characters Ishaan and Srijan. The role of Ishaan is played by Ishaan Chatterjee and the role of Srijan is played by Srijan Saha.
The cameraman who has pictured the entire film is Subhadip Maity.

2.3.3. Technical Specifications

Vivo Y12S mobile phone camera has been used. The film has been edited using the application 'Kinemaster'.

CONCLUSION

We have illustrated the theme of "A Helping Hand" through our short film where a person in need of some help is aided by another who is capable of doing so.

RESUME

(1)

Name- SRIJAN SAHA
Father's name- SAMAR KUMAR SAHA
D.o.B.- 08/02/2004
Address-P.O. Hogalbaria, PIN- 741122, Dist. Nadia, West Bengal
Qualification- Higher Secondary
Last Institution Attended- Jamsherpur B.N. High School

(2)

Name- ISHAAN CHATTERJEE
Father's Name- SUMANTA CHATTOPADHYAY
D.o.B.- 04/02/2003
Address- Tarijote(near Masjid), P.O. New Rangia(NBU), PIN- 734013, Dist. Darjeeling, WB
Qualification- Higher Secondary
Last Institution Attended- BSF Sr. Sec. Resi. School, Kadamtala

BIBLIOGRAPHY

Website(s):-
www.wikipedia.com

RAMAKRISHNA MISSION VIVEKANANDA CENTENARY COLLEGE, RAHARA

RAHARA, KOLKATA-700118

College with potential for excellence (CPE)

Accredited by NAAC with grade A

Department of Mathematics

RKMVCC, Rahara

Project work in English Classroom

"BESIDE YOU"

A short film

To illustrate the features and skills of speaking

By

Saptarshi Maity

Sukhendu Kumar Das

Swagato Banerjee

(Learner)

1st Year, 1st Semester

Mathematics Department

January 9,2022

DECLARATION:

We declare that we, Saptarshi Maity, Swagato Banerjee and Sukhendu Kumar Das students of 1st Year, 1st Semester of MATHEMATICS Department , Ramakrishna Mission Vivekananda Centenary College, Rahara worked on our English project on our own and we used the resources which are mentioned in the bibliography.

Saptarshi Maity

Swagato Banerjee

Sukhendu Kumar Das

1st Year 1st Semester

RKMVC College

Rahara

ACKNOWLEDGEMENTS:

We would like to thank to Mr. Manas Moulic Asst. Prof. in English, RKMVCC, Rahara for his invaluable help, advice and patience. We would also like to thank our family for the support. We would like to thank who took part in the project for their work , enthusiasm and utmost sincerity.

CONTENTS: Pg no.

Introduction **5**

1.Theoretical part

1.1 About project work **6**

1.1.1 What is Speaking as a Language Skill **7-8**

1.1.2 Project work in a language classroom **9-10**

1.1.3 The advantages of project work **11**

1.1.4 Benefits to learners **12**

1.1.5 The role of a teacher **13**

1.1.6 Stages of a Project **14**

2. Practical part

2.1 Introduction to the project **15**

2.2 Motivation and Registration **16**

2.3 The Film “Beside You” **17**

2..3.1 Story line **18**

2.3.2 Cast **19**

2.3.3 Technical Specifications **19**

Conclusion **20-21**

Resume **22**

Bibliography **23**

Appendix **4** **24**

INTRODUCTION:

We are presenting a project on the topic “HELPING HAND”.In this project, we have tried to give all necessary information. We have endeavored to make this project easy and brief. Each and every topic of this project is well explained with all the information.

We would also like to thank Asst. Prof. Mr. Manas Moulic sir who gave us moral support to complete the project and enrich our knowledge.

Saptarshi Maity

Swagato Banerjee

Sukhendu Kumar Das

1.1 ABOUT PROJECT WORK:

Project work is work which focuses on completing a task. Project work normally involves a lot of resources - time, people and materials - and learners practice a range of skills and language systems.

Example

A group of teenage learners work on a project to develop a series of posters on how to protect the environment.

In the classroom

Project work may provide many opportunities to meet a variety of learning aims but it requires strong classroom management skills. Learners need independence in planning and realizing the work but they also need the teacher to act as a driver in ensuring it is carried out in a way that meets learning aims.

1.1.1 WHAT IS SPEAKING AS A LANGUAGE SKILL:

Speaking is the delivery of language through the mouth. To speak, we create sounds using many parts of our body, including the lungs, vocal tract, vocal chords, tongue, teeth and lips.

Speaking is the second of the **four language skills**, which are:

1. Listening
2. **Speaking**
3. Reading
4. Writing

In our own language, speaking is usually the second language skill that we learn.

This vocalized form of language usually requires at least one listener. When two or more people speak or talk to each other, the conversation is called a "dialogue". Speech can flow naturally from one person to another in the form

of dialogue. It can also be planned and rehearsed, as in the delivery of a speech or presentation. Of course, some people talk to themselves! In fact, some English learners practise speaking standing alone in front of a mirror. Speaking can be formal or informal:

1) Informal speaking is typically used with family and friends, or people you know well.

2) Formal speaking occurs in business or academic situations, or when meeting people for the first time.

Speaking is probably the language skill that most language learners wish to perfect as soon as possible. It used to be the only language skill that was difficult to practice online. This is no longer the case. English learners can practice speaking online using voice or video chat and services like Skype. They can also record and upload their voice for other people to listen to.

1.1.2PROJECT WORK IN LANGUAGE CLASSROOM:

Project-based learning focuses on developing critical thinking and problem solving skills in the students. Its inquiry-based method of learning to solve the problems given as projects to the students is a style of active learning. In short, we can say “Project-Based Learning integrates knowing and doing” when student apply what they know to solve authentic problems with intentions to produce results that matter.

A project has scope of work, resource, and planning activity to execute and manage resources to get the desired results. In the present world of full of ever increasing complexity, project-based learning is preparing students to solve the real world problems. Here are 12 reasons why you as teachers, guides, educators, educationists, or students should go for project-based learning.

1. Scope Of Work

The first and foremost reason to go project-based learning is that it enables educators, teachers, and students to learn and adopt structures around projects rather than having lecture-based learning and reading-writing assignments of the traditional classed room learning. Students learn to

comprehend the entire scope of the project and put the execution into a structure under guidance of their teachers or supervisors.

2. Real World Problem Simulation

Project-based learning focuses on enabling student to face real world situations simulated in the forms of the projects. Students learn while doing what they know and develop new learning around hobbies, passions, and careers. They often develop new hobbies, passions, and liking for new careers.

3. Improves The Interpersonal Skills Of A Student

It greatly impacts the development of interpersonal skills of the students. Projects given often are more complex than in the assignments given in the traditional classroom-based learning. Students need to structure their efforts in organizing their survey required for the projects, analyze the survey results, and prepare reports to reach markets and collaborates with sponsors of the projects. In the entire approach or different stages of the project they improve their communication skills to collaborate with various stakeholders.

1.1.3THE ADVANTAGES OF PROJECT WORK:

Project based learning also has other advantages for students. These include:

Deeper engagement and interaction with learning content

1. Encouragement of higher order thinking and problem-solving skills
2. Development of peer and professional networks
3. Engagement with potential employers and career mentors
4. Fostering of 21 st century skills like collaboration and communication
5. Enhanced autonomy and agency in learning
6. A sense of mastery and self-efficacy
7. Gaining valuable career insights.

1.1.4BENEFITS OF LEARNERS:

They are:

1. A challenging problem or question – the project must involve a meaningful, real-world problem that needs solving or question that needs answering, at an appropriately challenging level.
2. Sustained inquiry – PBL projects need to give students the chance to engage in an extended, thorough process of questioning, finding resources, and applying information.
3. Realism – the project must involve a real-life situation or task, or be related to the students' personal concerns, life issues and interests.
4. Student voice and choice – students need to be included in making decisions about the project, such as what they will create and how, and be allowed to communicate their ideas in their own voices.
5. A public product for a real audience – the project needs to result in a piece of work that is shared with or presented to an audience beyond the classroom, such as industry clients or the public.

1.1.5 ROLE OF A TEACHER:

1.The teacher's role in education is always complex, regardless of the subject matter or the age of the students. In general, the main focus is to help learners understand what they already know more deeply and accurately while strengthening their dispositions to continue learning throughout life.

2.In early and elementary education, "projects" are defined as extended in-depth investigations of phenomena in the children's own environment that are worthy of learning more about. Project work provides a context in which the teacher can encourage learners to apply their growing academic skills in purposeful ways. The teacher has an important part to play in the initiation, implementation, and culmination of projects.

1.2 STAGES OF A PROJECT:

2.1 INTRODUCTION:

Project-based learning develops greater depth of understanding the concepts than in traditional classroom-based learning and results in improved levels of student's creativity. Real world situations given in the project are more capable to draw students' attention and capture their interest to provoke the needed level of thinking to apply new knowledge in a problem solving context.

Project-based learning determines in depth knowledge and experience of the students and sometimes of teachers in comparison to the fixed length of learning experience of traditional classroom-based learning. In project-based learning student develop their skills and knowledge while classed-based learning has shorter span of memorizing based experience derived from a rote approach.

2.2 MOTIVATION AND REGISTRATION:

Level of motivation drives an individual for work. To do any project, we need motivation and registration. In this project our Asst. Prof. Mr. Manas Moulic played an important role to motivate us. He motivated us throughout the process and also rectified our mistakes. We ourselves also kept us motivated and put a lot of is a story based around three friends, the story starts with Sukhendu entering his friend Saptarshi's room to visit him but he is very astonished to know that his friend is suffering from high fever for few days. Then there is a short conversation between them about Saptarshi's health. After knowing that Saptarshi is unable to buy the medicines Sukhendu rushes to

buy the medicines. But suddenly he finds that he left his purse in his room. In mean time Swagato, one of Sukhendu's friend meet him and asks him where he is going? After knowing the situation from Sukhendu he helps him with some money to buy medicine as soon as possible. With Swagato’s money Sukhendu bought the medicine and gave it to Saptarshi. By the film we showed a two-fold “HELPING HAND” story- Sukhendu helped Saptarshi and Swagato helped Sukhendu. energy in doing this project. Our family and fellow friends also supported us by giving their valuable opinion.

2.3 THE FILM –“BESIDE YOU”:

It is a short story of 1minute 34 seconds which depicts how to move forward to help others in their helpless situation. The film shows us that humanity still exist in our society. The film is based on “A friend in need is a friend indeed. A friend helps his I’ll friend with the help of one of his other friend. This film will surely uplift the view of our society.

2.3.1 STORYLINE:

It is a story based around three friends. The story starts with Sukhendu entering his friend -Saptarshi's room to visit him but to his astonishment Saptarshi is suffering from high fever for few days. Then, there is a small conversation between Sukhendu and Saptarshi about his health. After knowing that Saptarshi have not bought the medicine, Sukhendu rushes to buy medicine but suddenly he finds that he forgot his purse in his room. In mean time, Swagato -one of Sukhendu's friends meets him and after knowing the situation, he helps him with some money and Sukhendu buys medicine for Saptarshi. By the short film, we showcase a two-fold "HELPING HAND"-Sukhendu helping to Saptarshi and Swagato helping to Sukhendu.

2.3.2 CAST :

SAPTARSHI MAITY -as a ill boy

SUKHENDU KUMAR DAS- as a helping friend to Saptarshi

SWAGATO BANERJEE- as a helping friend to Sukhendu

2.3.3 TECHNICAL SPECIFICATIONS

CAMERA- POCO X3 PRO (MOBILE)

TRIPOD STAND

KINEMASTER EDITING APPLICATION

CONCLUSION:

We will definitely recommend more people of our age to get involved in similar projects. We feel this is a great opportunity to give back to the society, share our blessing with others. Through this project, we have come to realize that everyone irrespective of their age can take action to help make this world a better place. Every small action counts and makes a difference. Small action consistently carried over a period of time lead to big positive changes. This project empowered us to

believe that we all can be social activists. This project taught us that change truly begins with us! No matter your age, no matter the scale of your problem, if you have the will and choose to work with determination, change will happen.

RESUME:

We Saptarshi, Sukhendu and Swagato, student of 1st year 1st semester of RKMVCC created our first short film. We have never experienced to create this type of project in the past. This is a whole new thing for us. We had enjoyed a lot in producing this short film and gave our best to this project.

BIBLIOGRAPHY:

We have done this project with help of our respected Mr. Manas Moulic sir. Thanks to all our friends and elder brothers who helped us a lot to create and rectify our project.

Script-Sukhendu Kumar Das, Saptarshi Maity and Swagato Banerjee

Camera – Saptarshi Maity and Swagato Banerjee

Video Edit-Sukhendu kumar Das

Special Thanks to our Family Members

APPENDIX:

This project of art is amazing. It is completely dependent on us.

This is great experience to make a film “BESIDE YOU” based on

Helping Hand.

Ramakrishna Mission Vivekananda Centenary College

Rahara, Kolkata 700118

College with Potential for Excellence (CPE) Accredited by NAAC with Grade A

Department of English Language
Ramakrishna Mission Vivekananda Centenary College, Rahara

Project work in English classroom:
[Shantanu's Hallucination]

A short film
To illustrate the features and skills of Speaking

By
Subhadeep Mondal
1st Year 1st Semester
Physics Department

January 10 2022
[Date of Submission]

Declaration

I declare that I, Subhadeep Mondal a student of 1st Year 1st Semester of Physics Department, Ramakrishna Mission Vivekananda Centenary College, Rahara worked on my English project on my own and I used the resources which are mentioned in the bibliography.

Subhadeep Mondal
1st Year 1st Semester
RKMVC College
Rahara

Acknowledgements

I would like to thank to Mr. Manas Moulic, Asst. Prof. in English, RKMVCC, Rahara, for his invaluable help, advice and patience.
I would also like to thank my family for the support.
I would like to thank to my pupils who took part in the project, for their work and enthusiasm.

Contents

Introduction 5

1. Theoretical part
1.1. About project work (7)
1.1.1 Pedagogical references of project work in the past (8)
1.1.1.a What is Speaking as a Language Skill
1.1.1.b
1.1.2 Project work in a language classroom
1.1.3 The advantages of project work
1.1.4 Benefits to learners
1.1.5 The role of a teacher (9)
1.2. Stages of a project (9)

2. Practical part
2.1. Introduction to the project "[**Shantanu's Hallucination: A Short Film**]" (11)
2.2. Motivation and registration (12)
2.3. The Film "[**Shantanu's Hallucination**]" (13)
2.3.1. Story line
2.3.2. Cast
2.3.3. Technical Specifications (14-15)
Conclusion
Resumé
Bibliography
Appendix

Introduction

A short film is any motion picture that is short enough in running time not to be considered a feature film. The Academy of Motion Picture Arts and Sciences defines a short film as "an original motion picture that has a running time of 40 minutes or less, including all credits". In the United States, short films were generally termed short subjects from the 1920s into the 1970s when confined to two 35mm reels or less, and featurettes for a film of three or four reels. "Short" was an abbreviation for either term.

The increasingly rare industry term "short subject" carries more of an assumption that the film is shown as part of a presentation along with a feature film. Short films are often screened at local, national, or international film festivals and made by independent filmmakers with either a low budget or no budget at all. They are usually funded by film grants, nonprofit organizations, sponsor, or personal funds. Short films are generally used for industry experience and as a platform to showcase talent to secure funding for future projects from private investors, a production company, or film studios. They can also be released with feature films, and can also be included as bonus features on some home video releases.

Theoretical Part

About the project work

Motivation is the desire to act in service of a goal. It's the crucial element in setting and attaining our objectives.Motivation is one of the driving forces behind human behavior. It fuels competition and sparks social connection. Its absence can lead to mental illnesses such as depression. Motivation encompasses the desire to continue striving toward meaning, purpose, and a life worth living.

Motivation can stem from a variety of sources. People may be motivated by external incentives, such as the motivation to work for compensation, or internal enjoyment, such as the motivation to create artwork in one's spare time. Other sources of motivation include curiosity, autonomy, validation of one's identity and beliefs, creating a positive self-image, and the desire to avoid potential losses.

One framework used for understanding motivation is the hierarchy of needs proposed by American psychologist Abraham Maslow in 1943. According to Maslow, humans are inherently motivated to better themselves and move toward expressing their full potential—self-actualization—by progressively encountering and satisfying several levels of need from the most fundamental, such as for food and safety, to higher-order needs for love, belonging, and self-esteem.

Eventually, Maslow extended the theory to include a need for self-transcendence: People reach the pinnacle of growth and find the highest meaning in life by attending to things beyond the self. Although the universality of Maslow's theory has been challenged, many believe it captures fundamental truths about human motivation.

What is speaking and language skill

Speaking is the delivery of language through the mouth. To speak, we create sounds using many parts of our body, including the lungs, vocal tract, vocal chords, tongue, teeth and lips. Good communication skills in life will ensure everyone around us understands us and we understand them. You will be confident and assertive. There will be less misunderstanding and we will rarely have to face issues that come with poor communication. It will be easy for us to make and keep friends.

Project work in language classroom

Project work captures better than any other activity the two principal elements of a communicative approach. These are a concern for motivation, that is, how the learners relate to the task; and a concern for relevance, that is, how the learners relate to the language. We could add to these a third element: a concern for educational values, that is, how the language curriculum relates to the general educational development of the learner.

The advantage of project work

It develops the student's ability to work with his or her peers, building teamwork and group skills. It allows the teacher to learn more about the student as a person. It helps the teacher communicate in progressive and meaningful ways with the student or a group of students on a range of issues. It lets the teacher have multiple assessment opportunities. It allows a student to demonstrate his or her capabilities while working independently. It shows the student's ability to apply desired skills such as doing research.

Benefits to the learners

Project-based learning not only provides opportunities for students to collaborate or drive their own learning, but it also teaches them skills such as problem solving, and helps to develop additional skills integral to their future, such as critical thinking and time management. And maybe more importantly, it provides students with an opportunity to create authentic projects which are personal and meaningful to them. Students have the chance to pursue their own interests and as a result, opportunities for learning for students and teachers are tremendous.

The role of teacher

The teachers' role in Project-Based Learning is unique and pervasive. An educator's ability to transition from the role of instructor to that of a mentor or collaborator can make or break it. PBL, if done well, helps inculcate skills such as active learning and problem-solving in students. These skills are useful in workplaces while working on similar projects.

Projects enhance deeper learning because students must acquire and apply concepts and ideas. Additionally, PBL has the potential to improve competence in thinking (learning and metacognition). This is because students need to formulate plans, track progress, collaborate with others. They also evaluate solutions to real-world problems.

Stages of the project

Projects are divided into six stages:

1.Definition.
2.Initiation.
3.Planning.
4.Execution.
5.Monitoring & Control.
6.Closure.

1.Definition: Before a project starts the project manager must make sure the project goals, objectives, scopes, timescale and approach.
2.Initiation: This is perhaps the most important stage of any projects as it sets the terms of reference within which the project will run.
3.Planning: Creating a project plan is the first task while undertaking a project. It's the main key of a successful project.
4.Execution: Most of the work related to the project is realised at this stage and needs complete attention from the project manager.
5.Monitoring & Control: Once the project is running it is important the project manager keeps the control on it.
6.Closure: Last but not the list, often neglected, it is important to make sure the project is closed properly. Many projects don't have a clear end-point because there is no formal sign-off.

Practical Part

Introduction to the project: [Shantanu's Hallucination]

The proverb 'No man is an island' actually shows the significance of friends in an individual's life. Friendship is a sublime relationship between two or more people. We are friends with people whose company we enjoy the most and with whom we are comfortable. When we are born, we get associated with our family by blood relation. However, there is a relation, which we choose ourselves. That relation is a friend. Friends make our life beautiful. The adventure of life becomes beautiful when good friends surround us.

We all belong to a family, where we have our parents, grandparents, siblings, cousins, etc. We get immense love, care, attention and guidance from our family. However, our entire life does not revolve around our family members only. We all have our own purpose in life. Some members of our family go to school, some go to college, and our parents go to work. We all have a life outside our family. No journey of life seems interesting when traveled alone. We tend to make friends outside our family boundaries as that makes all life activities enjoyable.

In this short film it is all about a friend who motivates and support our lead character of the film i.e Shantanu in his time of concentration crisis, he motivates him and boosts his moral and hence finally help him to get rid of his unnecessary distractions.

Motivation and Registration

A friend is a person whom one likes a lot and who isn't a part of our family. So it's very important to find a good friend. A good friend can easily lead our life to the positive and good vibes. So when we think about 'A Helping Hand', the guy which strikes our mind first is the 'Friend'. A friend in need is someone who improves and builds self-confidence in his friend. Most noteworthy, an individual's number one friend is his friend in need. Furthermore, such a friend would tell how great he feels about you. Moreover, such a friend would tell you all your positive aspects. Consequently, this significantly increases an individual's self-confidence.

A friend in need is someone who provides a reality check for you. Such a friend, besides telling positive things, is not afraid to explain an individual's shortcomings. This certainly helps an individual in overcoming his weaknesses. Hence, a true friend would pull you back down to Earth.

A friend in need is certainly a supporter of your dreams and aspirations. Furthermore, a true friend would always believe in you. Moreover, such a friend does not discourage you from your ambitions. Most noteworthy, such a friend believes in the efforts of his friend and supports him in every manner.

Loyalty is another important benefit of a friend in need. Such a friend is truly an unyielding friend. This true friend would stand by you in any situation or circumstance. Certainly, a friend in need is not a backstabber or the one who betrays.

The Film " Shantanu's Hallucination"

Story Line: -

In this short film it is all about a friend named Keshab who motivates and support our lead character of the film i.e Shantanu in his time of concentration crisis, he motivates him and boosts his moral and hence finally help him to get rid of his unnecessary distractions.

Cast: -

Actors:- Subhadeep Mondal(Shantanu), Rajat Subhra Bhattacharya(Keshab).

Cameraman: - Rajat Subhra Bhattacharya

Conclusion

Motivation is what explains why people or animals initiate, continue or terminate a certain behaviour at a particular time. Motivational states are commonly understood as forces acting within the agent that create a disposition to engage in goal-directed behaviour. It is often held that different mental states compete with each other and that only the strongest state determines behaviour. This means that we can be motivated to do something without actually doing it. The paradigmatic mental state providing motivation is desire. But various other states, such as beliefs about what one ought to do or intentions, may also provide motivation.

Research on motivation has been employed in various fields. In the field of business, a central question concerns work motivation, for example, what measures an employer can use to ensure that his employees are motivated. Motivation is also of particular interest to educational psychologists because of its crucial role in student learning.

Resumé

1. Subhadeep Mondal

   Father's Name: - Pradeep Mondal

   Mother's Name: - Rumu Mondal

   Date of Birth: - 13th February 2003

   Last Exam Qualified: - Higher Secondary

   School: - Jawahar Navodaya Vidyalaya, Birbhum

   Language: - Bengali, Hindi, English

   Hobbies: - Listening Song

   Extra Curricular Activities: - Painting

Bibliography

1. https://en.wikipedia.org/
2. https://studymoose.com/
3. https://essayforum.com/
4. https://www.youtube.com/

THE END

Ramakrishna Mission Vivekananda Centenary College
Rahara, Kolkata 700118
College with Potential for Excellence (CPE)
Accredited by NAAC with Grade A

Department of English Language
Ramakrishna Mission Vivekananda Centenary College, Rahara

Project work in English classroom:

[Friend in Need is a Friend Indeed]

A short film
To illustrate the features and skills of Speaking

By

[Subhajit Jana,
Debnath Manna]
Student
1st Year 1st Semester
[Department of Botany]

10th January 2022
[Date of Submission]

Declaration:

I declare that we, Subhajit Jana, Debnath Manna students of 1st Year 1st Semester of Botany Department, Ramakrishna Mission Vivekananda Centenary College, Rahara worked on my English project on my own and I used the resources which are mentioned in the bibliography.

……

[Signature]

[Subhajit Jana,Debnath Manna]

1st Year 1st Semester

[RKMVCC,Rahara]

Acknowledgements

I would like to thank to Mr. Manas Moulic, Asst. Prof. in English, RKMVCC, Rahara, for his invaluable help, advice and patience.
I would also like to thank my family for the support.
I would like to thank to my pupils who took part in the project, for their work and enthusiasm.

Contents

Introduction 5

1. Theoretical part

1.1About project work 6
1.1.1Pedagogical references of project work
1.1.1.a What is Speaking as a Language Skill
1.1.1.b The four element of speaking skills
1.1.1.c Why are speaking skills important to learn
1.1.2Project work in a language classroom
1.1.3The advantages of project work
1.1.4Benefits to learners
1.1.5The role of a teacher
1.2Stages of a project

2. Practical part

2.1Introduction to the project "[Friend in Need is a Friend Indeed]"
2.2Motivation and registration
2.3The Film "[Friend in Need is a Friend Indeed]" 41
2.3.1Story line
2.3.2Cast
2.3.3Technical Specifications

Conclusion

Resumé

Bibliography

Appendix

Introduction: Mass Media is effective in every field of life by virtue of their audio-visual powers.In addition to usage of short film for entertainment purposes, its educational role has been realized.The short film provides a free field of study by its structure.Types of short film are fiction,documentary,experimental,animation,video art etc.

Hartley and davies (1978) concluded that during verbal-based education ,the university students were able to remember 70% of what had been taught in the first 10 minutes and only 20% of what had been taught within the last 10 minutes (Acikgoz,2008:6).Ozcan Demirel conducted a study on remembering. Demirel emphasized the memorability rate of knowledge according to the sense organs and concluded that people remembered 50% of what they see and hear and 80% of what they see, hear and say (Demirel,2008:59).Study results proved that multi-media education should be arranged within the classroom in order for the students to remember the knowledge at high level.

Shorts films can be examined from many perspectives in terms of high school and university students in particular.One of these perspectives is that short films provide students with speaking skill,which enables them to have competency to perceive their surroundings and events.

1.Theoretical Part

1.1About project work In life, even the smallest good deeds can change someones life for the better. However , we never know where life will take us after we have had our fair share of difficult paths,problems,and even successes. Maybe we will foeget how important is to do good. This short film might change the way we look at other people and help us understand that it is never too late to become better and help other people. Learning becomes effective when we try it practically in our daily life. Project work helps us tp provide the perfect circumstances for effective learning. So beside learning practical project works are necessary in our life.

1.1.1 Pedagogical references of project work

A pedagogical project is a proposal for a lesson plan submitted by a student preparing to become a teacher. The finished project showcases the students ability to prepare a coherent and appropriate education plan that includes clearly outlined goals and measures determine the outcome.

1.1.1.a What is Speaking as a Language skill:

Speaking skills are the defined as skills which allow us to communicate effectively. Speaking is the delivery of language through the mouth. To speak , we create sounds using many parts of our body,including the lungs,vocal chords,tongue,trrth,and lips.Speaking is the second four language skills,which are:

1.Listening

2.Speaking

3.Reading

4.Writing

1.1.1.b The four element of speaking skills:

a. Vocabulary

b. Grammar

c. Pronunciation

d. Fluency

1.1.1.c Why are the speaking skills important to learn:

Speaking skills are one of the most important skills we learn, as they allow us to communicate with others and express our thoughts and feelings . Speakings skills can be separated into formal and informal speaking skills, and we use both types of speaking skills in a variety of contexts throughout life.

Informal speaking is typically used with family and friends,or people you know well.
Formal speaking occurs in business or academic situation, or when meetings for the first time**.**

1.1.2 Project work in a language classroom:

Project work captures better than any other activity the two principal elements of a communicative approach. These are a concern for motivation, that is , how the learners relate to the task; and a concern for relevance, that is, how the learners relate to the language. We could add these a third element: a concern for educational values, that is how the language curriculam relates to the general educational development of the learner.

1.1.3 The advantages of project work:

It develops the students ability to work with his or her peers, building teamwork and group skills. It allows the teacher to learn more about the student as a person. It helps the teacher communicate in progressive and meaningful ways with the student or a group of students on a range of issues. It lets the teacher have multiple assessment opportunities. It allows a student to demonstrate his or her capabilities while working independently. It shows the students ability to apply desired skills such as doing research.

1.1.4 Benefits to learners:

Project-based learning not only provides opportunities for students to collaborate or drive their own learning, but it also teachers them skills such as problem solving, and helps to develop additional skills integral to their future, such as critical thinking and time management. And may be more importantly, it provides students with an opportunity to create authentic projects which are personal and meaningful to them. Students have the chance to pursue their own interests and as a result, opportunities for learning for students and teachers are tremendous.

1.1.5 The role of a teacher:

The teachers role in Project-Based Learning is unique and pervasive. An educators ability to transition from the role of instructor to that of a mentor or collaborator can make or break it. PBL, if done well, helps inculcate skills such as active learning and problem-solving in students. These skills are useful in workplaces while working on similar projects.

Projects enhance deeper learing because students must acquire and apply concepts and ideas. Additionally, PBL has the potential to improve competence in thinking (learning and metacognition). This is because students need to formulate plans, track progress, collaborate with others. They also evaluate solutions to real-world problems.

1.2 Stages of a projects: Projects are divided into six stages:

1. Defination.
2. Initiation.
3. Planning.
4. Execution.
5. Monitoring and control.
6. Closure.

Defination Before a project starts the project manager must make sure the project goals, objectives, scopes, timescale and approach.

Initiation This is perhaps the most important stage of any project as it sets the terms of reference within which the project will run.

Planning Creating a project plan is the first task while undertaking a project. It is the main key of a successful project.

Execution Most of the work related to the project is realized at this stage and needs complete attention from the project manager.

Monitoring & Control Once the project is running it is important the project manager keeps the control on it.

Closure Last but not the list, often neglected, it is important to make sure the project is closed properly. Many projects did not have a clear end-point because there is no formal sign-off.

2.Practical part

2.1 Introduction to the project "A Friend in Need is a Friend Indeed":

A friend is a person whom one likes a lot and who is not a part of our family. So it is very important to find a good friend. A good friend can easily lead our life to positive and good vibes. So when we think about 'A Helping Hand', the gay which srikes our mind first is the 'Friend'.

In under 2 minutes, the film gave us more than what we hoped. It represents a student who leads a mess life with his friends. On a day one of the friend (Subhajit) was coming from market, and the other friend (Debnath) was going to tution. They met each other on the road. Suddenly the first friend (Subhajit) felt dizziness due hot temperature. Then the second friend (Debnath) took his bags and left him to his home. Then he (Debnath) treated him (Subhajit). So the title, "A Friend in Need is a Friend Indeed" is apt.

2.2 Motivation and registration:

A friend is a person whom one likes a lot and who is not a part of our family. So it is very important to find a good friend. A good friend can easily lead our life to the positive and good vibes. So when we think about 'A Helping Hand', the guy which strikes our mind first is the 'Friend'. A friend in need is someone who improves and builds self-confidence in his friend. Most noteworthy, an individual's number one friend is his friend in need. Furthermore, such a friend would tell how great he feels about you. Moreover, such a friend would tell you all you all your positive aspects. Consequently, this significantly increases an individual's self-confidence.

A friend in need is someone who provides a reality check for you. Such a friend, besides telling positive things, is not afraid to explain an individual's shortcomings. This certainly helps an individual in overcoming his weakness. Hence, a true friend would pull you back down to Earth.

A friend in need is certainly a supporter of your dreams and aspirations. Furthermore, a true friend would always believe in you. Moreover, such a friend does not discourage you from your ambitions. Most noteworthy, such a friend believes in the efforts of his friend and supports him in every manner.

Loyalty is another important benefit of a friend in need. Such a friend is truly an unyielding friend. This true friend would stand by you in any situation or circumstance. Certainly, a friend in need is not a backstabber or the one who betrays.

2.3 The Film "A Friend in Need is a Friend Indeed"

2.3.1 Story line In under 2 minutes, the film gave us more than what we hoped. It represents a student who leads a mess life with his friends. On a day one of the friend (Subhajit) was coming from market, and the other friend (Debnath) was going to tution. They met each other on the road. Suddenly the first friend (Subhajit) felt dizziness due hot temperature. Then the second friend (Debnath) took his bags and left him to his home. Then he (Debnath) treated him (Subhajit). So the title, "A Friend in Need is a Friend Indeed" is apt.

2.3.2 Cast Actors- Subhajit Jana , Debnath Manna
Cameraman – Debjit Jana
Video Editing- Dipendranath Bhowmik
Others- Mayank, Swagoto

2.3.3 Technical specification

Capture the short film on android mobiles.(**POCO X3, REALME 8**)

Conclusion

The proverb, “A Friend In Need Is A Friend Indeed”, has two primary meanings. The first implies that a person who helps another in their times of need is a true friend. Alternatively, the phrase can also mean that a person tries to be friendly if they need another individual’s assistance. But here, in this short film, we have focused on the first meaning. Unfortunately, A boy cut off his finger then the friend take care his finger.Thus the title of the short film is apt.

Resume

1.Subhajit Jana:

Father's Name- Biswajit Jana
Mother's Name- Malobika Jana
Date of Birth- 24/01/2003
Last Exam Qualified- Higher Secondary (91.4%)
School- Chiladangi Rabindra Vidyabithi
Nationality- Indian
Languages- English, Hindi, Bengali
Hobbies- Cricket, Photography, Story reading

Extra Curricular Activity- Attending district level mock parliament competetions

2.Debnath Manna:

Father's Name-Amar Chandra Manna
Mother's Name- Tanusri Manna
Date of Birth- 04/03/2003
Last Exam Qualified- Higher Secondary (88%)
School- Chiladangi Rabindra Vidyabithi
Nationality- Indian
Languages- English, Hindi, Bengali
Hobbies- Listening Music, Reading Stories,Travelling

Bibliography

1.https://brightside.me/wonder-films/a-short-film-shows-that-a-helping-hand-has-the-power-to-change-the-world-in-less-than-3-minutes-799020/

2. https://www.projectsmart.com/project-management/the-stages-of-a-project.php

3.https://evelynlearning.com/teachers-role-project-based-learning/#:~:text=Results%20of%20the%20case%20study,to%20make%20tasks%20more%20manageable.

4.https://www.easybib.com/guides/project-based-learning-benefits-students/

5. https://www.edutopia.org/project-based-learning-guide-importance

6. https://www.destinationimagination.org/blog/10-benefits-of-project-based-learning/

7. https://jalt-publications.org/tlt/articles/2044-project-work-language-learning

Ramakrishna Mission Vivekananda Centenary College

Rahara ,Kolkata 700118

College with Potential for Excellence(CPE)

Accredited by NAAC with Grade A

Department of English Language

Ramakrishna Mission Vivekananda Centenary College,Rahara

Project work in English classroom :

[Title:-Helping hand]

A short film

To illustrate the features and skills of Speaking

By

[Anindya Singh]

Leaner

1st Year 1st Semester

January 10.....2022

Date of Submission

Declaration:

I declare that I, Anindya Singh a student of 1st Year 1st semester of Chemistry Department , Ramakrishna Mission Vivekananda Centenary College ,Rahara worked on my English project on my own and I used the resources which are mentioned in the bibliography.

Anindya Singh

[Signature]

1st Year 1st Semester

RKMVCC College,Rahara

Department:Chemistry,Roll-266

Acknowledgements

I would like to thank to Mr.Manas Moulic ,Asst. Prof. in English,RKMVCC, Rahara , for his invaluable help,advice and patience.

I would also like to thank my family for the support.

I would like to thank to my pupils who took part in the project, for their work and enthusiasm.

Contents:-

- Introduction- page 5

- Theoretical Part: About Project work to the advantages of project work

  -Page 6

- Benifits to learners to Practical part: -page 7
- Story line to Conclusion – page 8
- Resume- page 9
- Bibliography- page 10
- Appendix -page 11

Introduction:

What are Speaking Skills?

- Ability to convey one' message or information verbally, in a proper and suitable manner.
- Ability to express oneself clearly in fronts of others.
- Ability to express one's ideas,feelings and thoughts.
- Ability to give one's opinion in different matters.

It is given from our English language classroom based on helping hand.

Theoretical part

1.1)About project work-Project work is work which focuses on completing a task. Project work normally involves a lot of resources - time, people and materials - and learners practise a range of skills and language systems. A group of teenage learners work on a project to develop a series of posters on how to protect the environment.

1.1.1.*Pedagogical references of project work*

a)what is speaking as a Language Skill: Speaking is the delivery of language through the mouth. To speak, we create sounds using many parts of our body, including the lungs, vocal tract, vocal chords, tongue, teeth and lips. Speaking is the second of the four language skills, which are: Listening.

b)**Effect of the project & How it was done :** When students learn a

language, they need to consolidate vocabulary and grammar forms. Projects make it possible for students to use language in a meaningful way. By interacting and negotiating meaning in project work, students can improve reading, writing and speaking skills.

1.1.2) Project work in a language classroom–this project is given from our English language classroom based on helping hand.

1.1.3) The advantages of project work– At Communion, you may receive the Body and the Blood of Christ. The priest will either place the host on your tongue or in your hands, then another priest (or Extraordinary Minister of the Eucharist) will offer the chalice containing the Blood of Christ, from which you may take a small sip.

1.1.4)Benefits to learner-

- Enhanced Problem Solving Skills.
- Improved Verbal and Spatial Abilities.
- Improved Memory Function (long & short-term)
- Enhanced Creative Thinking Capacity.
- Better Memory.
- More Flexible and Creative Thinking.

1.1.5)The role of a teacher-He has helped us a lot to do this project and to create this format of the project.

1.2)Stages of a project-

Step 1: Create a Plan.

Step 2: Write A Script.

Step 3: Select Collaborators.

Step 4: Practice and Brainstorm Steps.

Step 5: Film.

Step 6: Edit.

2)Practical part-

2.1) Introduction to the project-The helping hand.

2.2)Motivation & registration-Sir and my family at home have motivated me tremendously. And that's why I've been able to show it.

2.3)The Film-Learn how to use printers in our daily official and study work and how to help others by learning how to use in need.

2.3.1)Story line-

The function of a printer can be easily learned from one person to another and important official and other tasks can be done from home without going anywhere.

2.3.2)Cast-Me (Anindya Singh) and my father.

2.3.3)Technical Specifications- Camera Name-Vivo Y20G ,

Edit-kinemaster and inshot app.

Conclusion:-Finally we do this video on Helping Hand .From this we learned how to help each other without having to go out of the house for different needs. I can do the necessary printing very easily.

Resume-

Biodata :

Name:-Anindya Singh ,c/o- Basudeb Singh, 1st Year 1st Semester Chemistry (Bsc hons.)
Gender:Male Address-Vill+Po.-Muktarpur ,P.S-Tarakeswar Dist-Hooghly, Pin Code-712401

Bibliography:-

Help From internet.

Following Links have been used in this project:-

•https://www.englishclub.com/speaking/what-is-speaking.htm#:~:text=Speaking%20is%20the%20delivery%20of,Listening

•https://www.twinkl.co.in/teaching-wiki/speaking-skills

•://www.helpguide.org/articles/relationships-communication/effective-communication.htm

Appendix:-

Phonemic Chart

voiced

unvoiced

	monophthongs				diphthongs			
VOWELS	i: sheep	ɪ ship	ʊ good	u: shoot	ɪə here	eɪ wait		
	e bed	ə teacher	ɜ: bird	ɔ: door	ʊə tourist	ɔɪ boy	əʊ show	
	æ cat	ʌ up	ɑ: far	ɒ on	eə hair	aɪ my	aʊ cow	
CONSONANTS	p pea	b boat	t tea	d dog	ʧ cheese	ʤ June	k car	g go
	f fly	v video	θ think	ð this	s see	z zoo	ʃ shall	ʒ television
	m man	n now	ŋ sing	h hat	l love	r red	w wet	j yes

The 44 phonemes of Received Pronunciation based on the popular Adrian Underhill layout

adapted by EnglishClub.com

RAMAKRISHNA MISSION VIVEKANANDA CENTENARY COLLEGE
RAHARA, KOLKATA-700118

An Autonomous College
College with potential for Excellence(CPE)
Accredited by NAAC with Grade A
Department of English Language

Project work in English classroom:
HELPING HAND

[A FRIEND IN NEED IS A FRIEND INDEED]

To illustrate the features and skills of Speaking

By;

SUDARSHAN KUNDU (REG. NO : A01-1112-114-01-2021), (BOTANY)
&
MRINMOY KUNDU (REG NO: A01-1112-113-035-2021), (MATHEMATICS)

Students Of
1st Year 1st Semester
MATHEMATICS AND BOTANY DEPARTMENT
January 10 ,2022

DECLARATION

We declare that we ,***SUDARSHAN KUNDU & MRINMOY KUNDU*** students of 1st Year 1st Semester of ***BOTANY AND MATHEMATICS*** Department**,** ***Ramakrishna Mission Vivekananda Centenary College, Rahara*** worked on our English project on our own and we used the resources which are mentioned in the bibliography**.**

Sudarshan Kundu

.....

Mrinmoy Kundu

.....

Signature

SUDARSHAN KUNDU (Roll-416)

&

MRINMOY KUNDU (Roll-342)

1st Year 1st Semester

RKMVC College

Rahara

ACKNOWLEDGEMENTS

We are very thankful to Prof. **Manas Moulic**, Asst. Prof in English, RKMVCC College, Rahara, of our project guider for giving us some ardent help and suggestions during the preparation of this project & we are always thankful to our Principal Swami Kamalasthananda Maharaj & Vice Principal Swami Vedanuragananda Maharaj for giving us this chance. I would also like to thank my family for the support. I would also like to thank to my pupil who took part in the project, for their work and enthusiasm.

CONTENTS: PAGE NO.

Introduction 5

1.Theoretical part 6

1.1. About project work 6
1.1.1. Pedagogical references of project work in the past 6
1.1.1.a. What is Speaking as a Language Skill 6
1.1.2 Project work in a language classroom 7
1.1.3 The advantages of project work 7
1.1.4 Benefits to learners 7
1.1.5 The role of a teacher 7-8
1.2. Stages of the project 8

2. Practical part 9

2.1. Introduction to the project "[**A FRIEND IN NEED IS A FRIEND INDEED**]" 9
2.2. Motivation and registration 9
2.3. The Film "[**A FRIEND IN NEED IS A FRIEND INDEED**]" 9
2.3.1. Story line 9
2.3.2. Cast 10
2.3.3. Technical Specifications 10

Conclusion 10

Resumé 10

Bibliography 10

Appendix 10

INTRODUCTION

Living on same planet but with differen fate. They need help. Help from humans not from angles. Should we bother to think about them.

HELPING HANDS (A Few Words)

Its matter of Fact that there are different categories of people. Some are living high standard life with all the comforts they desire, but majority of people in the world are living their life below standard.

However, it is acceptable but what about those who have no idea about standards. They are living mysterious. They don't live but spend their life.

There is another grade of people who are called white collar. They endure hardships. They dare to suffer but don't ask for help.

There are Cancer patients, there are homeless people, hungry children, uneducated youngmen, unemployed fathers.

We can give hope. We have to provide them basic necessities of life.

We have decided to launch a helping program to findout the needy persons who deserve help but don't have courage to ask for help. The help with steemit power, without even spending anything, just by promoting the cause.

Project is designed to ensure silent help not to affect the dignity of human being & Hopefully it ll be launched by 01-Sep-2017.

SOPs for the program will be shared with the Community soon.

We need your support to do this. We ll not ask for donations. However will be accepted if you want to donate at your own desire for the noble cause.

You can help by promoting this project giving a full Upvote, Resteem & Following.

1.Theoretical Part

1.1. About project work :

Project work is work which focuses on completing a task. Project work normally involves a lot of resources - time, people and materials - and learners practise a range of skills and language systems.

In the classroom,project work may provide many opportunities to meet a variety of learning aims but it requires strong classroom management skills. Learners need independence in planning and realizing the work but they also need the teacher to act as a driver in ensuring it is carried out in a way that meets learning aims.

1.1.1.Pedagogical references of project work in the past :

Project work is a major activity for all students during their school or college days. Many people are known for coming out with creative ideas but there are very few of them who actually bring the idea on paper and present the facts in the form of a good project report.

But we are not familiar to this type of project work before this sencessional project work. So we should follow to our class teacher's word. And we should also try to take help from our classmate & internet.

1.1.1.a. What is Speaking as a Language Skill :

Speaking is the delivery of language through the mouth. To speak, we create sounds using many parts of our body, including the lungs, vocal tract, vocal chords, tongue, teeth and lips. Speaking is the second of the four language skills, which are-

1.Listening 2.**Speaking** **3.Reading** **4.Writing.**

1.1.2 Project work in a language classroom :

Project work is work which focuses on completing a task. Project work normally involves a lot of resources - time, people and materials - and learners practise a range of skills and language systems.In the classroom.

Project work may provide many opportunities to meet a variety of learning aims but it requires strong classroom management skills. Learners need independence in planning and realizing the work but they also need the teacher to act as a driver in ensuring it is carried out in a way that meets learning aims.

1.1.3 The advantages of project work :

It develops the child's ability to work with his or her peers, building teamwork and group skills. It allows the teacher to learn more about the child as a person. It helps the teacher communicate in progressive and meaningful ways with the child or a group of children on a range of issues.

1.1.4 Benefits to learners :

Project based learning also has other advantages for students. These include:

1.Deeper engagement and interaction with learning content,
2.Encouragement of higher order thinking and problem-solving skills,
3.Development of peer and professional networks,
4.Engagement with potential employers and career mentors,
5.Fostering of 21 st century skills like collaboration and communication,
6.Enhanced autonomy and agency in learning,
7.A sense of mastery and self-efficacy,
8.Gaining valuable career insight.

1.1.5 The role of a teacher :

The teachers' role in Project-Based Learning is unique and pervasive. An educator's ability to transition from the role of instructor to that of a mentor or collaborator can make or break it. As is evident from our previous blog, PBL, if done well, helps inculcate skills such as active learning and problem-solving in students. These skills are useful in workplaces while working on similar projects.

Projects enhance deeper learning because students must acquire and apply concepts and ideas. Additionally, PBL has the potential to improve competence in

thinking (learning and metacognition). This is because students need to formulate plans, track progress, collaborate with others. They also evaluate solutions to real-world problems.

However, the drawbacks of this teaching methodology become immediately apparent to educators when they try to adopt this model in classrooms.

1.2.Stages of a project:

- At first our beloved sir gave us all the informations about the project work .
- Then we collected further information from other source like internet and our friends.
- Later we made a script of our film
- Thereafter we drew a rough sketch of our project.
- After that we started our project work.
- Our friend helped us to shoot our film.
- Then we edited our film .
- Then we wrote all process as a written project work.
- Then we submit our short flim & written project work to our sir.

2. Practical Part

2.1. Introduction to the project "[A FRIEND IN NEED IS A FRIEND INDEED]"

The topic of the project is ‘ HELPING HAND’, it learn us how to express the reaction, our body language, our speaking. In this project we act like helping others. It learn us to help others is our happiness from heart. So, the title is “ A FRIEND IS NEED IS A FRIEND INDEED”.

2.2. Motivation and registration :

The teacher's role in motivation includes, but is not limited to, creating an environment conducive to learning. The teacher's role in encouraging support of students' autonomy, relevance, and relatedness of the material increases motivation to learn. Additionally, the teacher's ability to develop students' competence, interest in subject taught, and perception of self-efficacy are all important factors that influence students' motivation to learn.

To complete the project whenever I have to face problems, my guide & teacher revered Manas Moulic help me a lot.

2.3. The Film " A FRIEND IN NEED IS A FRIEND INDEED”

The film topic is ‘A FRIEND IN NEED IS A FRIEND INDEED’. So there were two friends cure another friend from fever.

2.3.1 Story Line :

There were three friends..
Pritam (who was new to the city for education), Mrinmoy and Sudarshan (who were the resident of the city and also read in the same college with Pritam).
One day Sudarshan and Mrinmoy were gossiping at their flat’s rooftop and decided to organize a picnic at theirs roof with their friend Pritam.
So they called Pritam and came to know that he was having fever as well as cold but he was unable to go to a doctor. So Mrinmoy and Sudarshan took a doctor. So Sudarshan and Mrinmoy took a doctor with them to Pritam’s house and he was been checked up and after two days he was well and fine and thanked Mrinmoy and Sudarshan for their kindness.

2.3.2 Cast :

Producer & Editor : Sudarshan Kundu
Director : Mrinmoy kundu
Actor : Sudarshan Kundu
Actor : Mrinmoy Kundu
Camera man : Pritam Das
Scripted by : Sudarshan Kundu ,Mrinmoy Kundu
Location : Ma Sarada Bhawan, 51/40, Paschim Para,, Rahara ; Kol - 700118

2.3.3. Technical Specifications :

- **Mobile Camera (Oppo Reno 6 : 64 MP)**
- **Dell (Dell Inspiron 15 5100)**

Conclusion:

We learn from the project are speaking skills, body language, eye expressions, dialogue throw etc. It helps us to improve ourselves in body gesture. So, the project is so useful for us.

Resume:

We Sudarshan Kundu and Mrinmoy Kundu, students of 1st year 1st semester of RKMVCC college, this is our first film. We have tried our best. This is totally new experience for us. In past, we never did such of project. That experience was amaizing.

Bibliography:

The source of our project is internet, project's pdf, English communication books.

Appendix:

This project of art is amazing. It does not depend to our writings. It depends on us. How much we act or react. This is an excellent experience to make a film '*A FRIEND IN NEED IS A FRIEND INDEED' based on 'HELPING HANDS'.*

Ramakrishna Mission Vivekananda Centenary College

Rahara, Kolkata 700118
College with Potential for Excellence (CPE)
Accredited by NAAC with Grade A

Department of English Language
Ramakrishna Mission Vivekananda Centenary College, Rahara

Project work in English classroom:

[Title of your Choice]
A short film
To illustrate the features and skills of Speaking

By
[*Anirbit Mulo, Debango Sarkar, Soham Roy, Ritam Kumar Middya]*
Leaner
1st Year 1st Semester
[Physics and Zoology Department]

January 10, 2022
[Date of Submission]

Declaration:

I declare that we, *Anirbit Mulo, Debango Sarkar, Soham Roy, Ritam Kumar Middya* a student of 1st Year 1st Semester of …*Physics and zoology*…Department, Ramakrishna Mission Vivekananda Centenary College, Rahara worked on my English project on my own and I used the resources which are mentioned in the bibliography.






[Signature]
[Name]
1st Year 1st Semester
RKMVC College
Rahara

Acknowledgements

I would like to thank to Mr. Manas Moulic, Asst. Prof. in English, RKMVCC, Rahara, for his invaluable help, advice and patience.
I would also like to thank my family for the support.
I would like to thank to my partners who took part in the project, for their work and enthusiasm.

Contents

Introduction 5

1. Theoretical part

1.1. About project work 5
1.1.1 Pedagogical references of project work in the past [specify the page number accordingly]
1.1.1.a What is Speaking as a Language Skill 5
1.1.1.b types of speaking skill 5
1.1.2 Project work in a language classroom 6
1.1.3 The advantages of project work 6
1.1.4 Benefits to learners 6
1.1.5 The role of a teacher 7
1.2. Stages of a project 7

2. Practical part

2.1. Introduction to the project "[Your Title]" 8
2.2. Motivation and registration 8
2.3. The Film "[Film Title]" 41 8
2.3.1. Story line 8
2.3.2. Cast 9
2.3.3. Technical Specifications 9

Conclusion 10

Bibliography 10

Introduction –

English communication has an important role in all over the world. To express ourselves properly, it is important to know English and speak well. People who speak well normally listen well. If this is true, the key to speak well is learning how to listen effectively. Listening is one of the four fundamental skills which are applied in learning English language, that we use when we communicate orally. English short film has positive impact on improving speaking skills as well as listening skills. We can use that to enhance those skills. For that reason, short film uses as a tool to practice speaking or listening skill in English language.

1. Theoretical part

1.1 About the project –

This project is about a short film which typically help us to enhance our speaking and listening skills. Short film is the best process to practice communication skills. If we communicate with others, we need some skills, those are speaking skills, listening skills etc. So, we have to enhance those skills as easy as possible. People who speak well normally listened well; we have to concentrate at first in one skill then next. English is our international language, so, as a citizen of a third world country, it is important to know English and communicate through it for our national progress as well as our mother land's progress.

1.1.1 Pedagogical references of project work –

1.1.1.a. What is speaking as language skill?

Speaking is the delivery of language through the mouth. To speak, we create sounds using many parts of body, including lungs, vocal cords, tongue, teeth and lips. Speaking is the second of four language skills which are: 1. Listening, 2. Speaking, 3. Reading, 4. Writing. This vocalized form of language usually requires at least one listener. Some people talk to themselves, in fact some English learners practice speaking standing alone in front of a mirror.

1.1.1.b. Types of Speaking skill –

Speaking can be formal or in formal.

- Informal speaking is typically used with family and friends, or people you know well.
- Formal speaking occurs in business or academic situations or when meeting people for first time.

Speaking is probably the language skill that most language learners wise to perfect as soon as possible.

1.1.1.c. Importance of speaking skill –

Speaking skill is the most important skill to acquire foreign or second Language learner. Among the four key language skills, speaking is deemed to be the most important skill in learning a foreign or second language. Moreover, English is the language of getting opportunities for employment and getting success to achieve the desire goals in life, so speaking skill is important for that. Brown and Yuke (1983) say, “Speaking is the skill that the students will be judged upon most in real life situations”.

1.1.2. Project work in language class room –

My project name is “A short film- to illustrate the features and skills of speaking”. That project enhances not only speaking skills but also listening skills and writing skills.

1.1.3. The advantages of project work –

Many believe learning a second language increases mental flexibility. Studies show that learning English as a second language can result in many cognitive benefits like sharper memory, increase creativity and complex problem-solving skill. So that, the project helps us to gain knowledge and enhance our reading, speaking and listening skills, which is very important for future. By making a short film, we increase our creative mind and imagination level.

1.1.4. Benefits to learners –

Listening is the key to all effective communication. Without the ability to listen effectively, massages are easily misunderstood. As a result, communication breaks down and the sender of the massage can easily become frustrated or irritated. Speaking English allows you to actually broaden your world, from job opportunities to the ability to relate to people from every country. Knowing the language makes it much more interesting every trip. So that project work has various benefits to the learner, to enhance their language skills.

1.1.5. The role of a teacher –

For that project work, teacher has an important role. Teacher helps us to rectify our pronunciation and teach proper English alphabetic phonetics. So that we can apply proper skills in listening as well as speaking. It is very helpful for us to rectify himself and know new prospective of skills in English communication.

1.2. Stages of the project –

1. Choose the topic of the short film and find a co-actor, videographer or cinematographer and editor.
2. Write the script of the short film, then help the co-actor to understand the script.
3. Find a spot and select a day for that short film.
4. At that selected day and spot, the short film is made by us (me, coactor and cinematographer).
5. Choose an appropriate title for the short film and start editing.
6. Finally, it is ready for submission and make a write up on that project work or short film.

PRACTICAL PART

2.1 Introduction to the project

The project is based on the concepts of a “Helping Hand”. Now most of people have become selfish and busy so they show no interest in helping others. Gradually humans are losing their humanity. So we want to bring humanity back. To make understand people that people should help others, we make this short film based on helping people.

2.2. Motivation And Registration

In this project our Ability Enhancement Compulsory Courses (AECC) communicative English teacher Manas Moulick Sir helps us and motivated us by a speech of Helping Hand. The words of sir totally encourage us to make this film successful. Our parents and friends also encourage us.

2.3. The Film

Name of The Short Film

“Helping Hand”

This film is about a helpless brother who needs help for her sister’s treatment. This film is directed by Ritam Kumar Middya, Story by Debango Sarkar, Scripted by Anirbit Mulo, Edited by Soham Roy and Anirbit Mulo. This film is shooted at Khordha station and in its surrounding area.

2.3.1. Story line

The story of this film tells us how a mam helps a stranger by giving money as his sister is hospitalized. In the beginning of the story we can see a man (Soham), has stood on the station with a cup of tea. Suddenly a

stranger (Debango) is arrived there and stand silently beside the man. Then another man arrive there and after recognising Soham he stop and open his wallet for giving his(Soham) money back. At that time the stranger snatches the wallet and run away. Soham and Anirbit also start chasing him. After

sometime an angry young man (Ritam) catches the stranger and starts questioning. Then Soham arrive There and trying to slap the stranger while Anirbit Stop him and make the heated situation under control. After hearing the stranger's problem Anirbit gives some money to the stranger. After thanking others, the stranger takes leave. Then Anirbit gives Soham money back and thanks the angry young man for the help. Thus, this story get end.

2.3.2. Cast

The man (Soham) – Soham Roy (Dept of Physics, Student, Roll No- 125)

The stranger (Debango) – Debango Sarkar (Dept of Physics, Student, Roll-138)

The other man (Anirbit) – Anirbit Mulo (Dept of Physics, Student, Roll No-115)

The angry young man (Ritam) – Ritam Kumar Middya (Dept of Zoology, Student, Roll No- 530)

2.3.3. The Technical Specification

The whole movie is shot in Vivo V20 2021. This film is edited in "Wondershare filmora" software.

2.3.4. Whole Production

Conclusion:

Therefore by using the simple arrangement of film, we can do amoral support to help the people and always stand behind the poor people, Then one day the whole world become more happy than now.

Bibliography:

We are, Anirbit Mulo, Debango Sarkar, Soham Roy and Ritam Kumar Middya , declare that we successfully complete this project by the of websites.

This are:

1. www.google.com
2. http://www.englishclub.com

Directed by	Ritam Kumar Middya
Story by	Debango Sarkar
Scripting by	Anirbit Mulo
Edited by	Soham Roy and Anirbit Mulo

The End of Project

RAMAKRISHNA MISSION VIVEKANANDA CENTENARY COLLEGE

Rahara, Kolkata-700118

An Autonomous College

College with potential for Excellence(CPE)

Accredited by NAAC with Grade A

Department of English Language

Project work in English classroom:

HELPING HAND

[TAKING INITIATIVES TO HELP POOR CHILDREN WITH BOOKS]

To illustrate the features and skills of Speaking

By

MAINAK DAS

(REG. NO :A01-1152-113-039-2021)

Student Of

1st Year 1st Semester

MATHEMATICS DEPARTMENT

January ,2022

DECLARATION

I declare that I ,**MAINAK DAS** student of 1st Year 1st Semester of **MATHEMATICS** Department**, Ramakrishna Mission Vivekananda Centenary College, Rahara** worked on our English project on my own and I used the resources which are mentioned in the bibliography.



……..
Signature
MAINAK DAS(Roll-350)

1st Year 1st Semester
RKMVC College
Rahara

ACKNOWLEDGEMENTS

I would like to thank Mr. Manas Moulic, Assistant Professor of English, RKM Vivekananda Centenary College, Rahara, for his invaluable help, guidance, advice and patience.

I would also like to thank my beloved friends for their active support.

CONTENTS: **PAGE NO.**

Introduction 5

1.Theoretical part. 5

1.1. About project work
1.1.1.Pedagogical references of project work in the past
1.1.1.a. What is Speaking as a Language Skill
1.1.2 Project work in a language classroom
1.1.3 The advantages of project work

1.1.4 Benefits to learners
1.1.5 The role of a teacher
1.2. Stages of the project

2. Practical part 8

2.1. Introduction to the project "
2.2. Motivation and registration
2.3. The Film
2.3.1. Story line
2.3.2. Cast

Conclusion 9

Resumé 9

Bibliography 10

Appendix 10

INTRODUCTION

The project of this film is a work of art. It helps us to improve our speaking skills, body language, eye expression, etc. It teaches us how to communicate with others. It is helpful for our own improvement.

1.Theoretical Part

1.1. About project work :

Project work is work which focuses on completing a task. Project work normally involves a lot of resources - time, people and materials - and learners practise a range of skills and language systems.

In the classroom,project work may provide many opportunities to meet a variety of learning aims but it requires strong classroom management skills. Learners need independence in planning and realizing the work but they also need the teacher to act as a driver in ensuring it is carried out in a way that meets learning aims.

1.1.1.Pedagogical references of project work in the past :

Project work is a major activity for all students during their school or college days. Many people are known for coming out with creative ideas but there are very few of them who actually bring the idea on paper and present the facts in the form of a good project report.

But we are not familiar to this type of project work before this sencessional project work. So we should follow to our class teacher's word. And we should also try to take help from our classmate & internet.

1.1.1.a. What is Speaking as a Language Skill :

Speaking is the delivery of language through the mouth. To speak, we create sounds using many parts of our body, including the lungs, vocal tract, vocal chords, tongue, teeth and lips. Speaking is the second of the four language skills, which are-

1.Listening 2**.Speaking** 3.Reading 4.Writing.

1.1.2 **Project work in a language classroom :**

Project work is work which focuses on completing a task. Project work normally involves a lot of resources - time, people and materials - and learners practise a range of skills and language systems.In the classroom.

Project work may provide many opportunities to meet a variety of learning aims but it requires strong classroom management skills. Learners need independence in planning and realizing the work but they also need the teacher to act as a driver in ensuring it is carried out in a way that meets learning aims.

1.1.3 **The advantages of project work :**

It develops the child's ability to work with his or her peers, building teamwork and group skills. It allows the teacher to learn more about the child as a person. It helps the teacher communicate in progressive and meaningful ways with the child or a group of children on a range of issues.

1.1.4 **Benefits to learners :**

Project based learning also has other advantages for students. These include:

1.Deeper engagement and interaction with learning content,
2.Encouragement of higher order thinking and problem-solving skills,
3.Development of peer and professional networks,
4.Engagement with potential employers and career mentors,
5.Fostering of 21 st century skills like collaboration and communication,
6.Enhanced autonomy and agency in learning,
7.A sense of mastery and self-efficacy,
8.Gaining valuable career insight.

1.1.5 The role of a teacher ;

The teachers' role in Project-Based Learning is unique and pervasive. An educator's ability to transition from the role of instructor to that of a mentor or collaborator can make or break it. As is evident

from our previous blog, PBL, if done well, helps inculcate skills such as active learning and problem-solving in students. These skills are useful in workplaces while working on similar projects.

Projects enhance deeper learning because students must acquire and apply concepts and ideas. Additionally, PBL has the potential to improve competence in thinking (learning and metacognition). This is because students need to formulate plans, track progress, collaborate with others. They also evaluate solutions to real-world problems.

However, the drawbacks of this teaching methodology become immediately apparent to educators when they try to adopt this model in classrooms.

1.2.**Stages of a project:**

- At first our respected sir gave us all the informations about the project work .
- Then we collected further information from other source like internet and our friends.
- Later we made a script of our film
- Thereafter we drew a rough sketch of our project.
- After that we started our project work.
- Our elder brother helped us to shoot our film.
- Then we edited our film .
- Then we wrote all process as a written project work.
- Then we submit our short flim & written project work to our sir

Practical Part

2.1. Introduction to the project

"[TAKING INITIATIVE TO HELP POOR CHILDREN WITH BOOKS]" :

2.2. Motivation and registration :

The teacher's role in motivation includes, but is

not limited to, creating an environment conducive to learning. The teacher's role in encouraging support of students' autonomy, relevance, and relatedness of the material increases motivation to learn. Additionally, the teacher's ability to develop students' competence, interest in subject taught, and perception of self-efficacy are all important factors that influence students' motivation to learn.

To complete the project whenever I have to face problems, my guide & teacher revered Manas Moulic help me a lot.

2.3. The Film :

2.3.1 Story Line :

Me and my friends were playing in ground just before when government announced to resume COVID NORMS in 3rd wave. Then we took an initiative to help poor children with our old books as already we have seen many children have discontinued their studies due to lack of proper ingredients of education.

2.3.2 Cast :

Actor : **Mainak Das**

Actor : **Arkadeep hassan & Tanmoy Karmakar**

Camera man :. **Koustav Dutta**

Scripted by : **Mainak Das**

Location : **High school playground, Jiaganj, Murshidabad**

Conclusion:

From the project we learn speaking skills, body language, eye expression, throwing of dialogues, etc. It helps us to improve ourselves in body gesture. So, the project is so useful for us.

Resume:

I, Mainak Das, am a student of 1st year, 1st semester
(Mathematics Department) of RKM Vivekananda Centenary College, Rahara.
In the past I never did such a project. This is my first film and I tried my best.
This is totally a new experience for me, but it is amazing.

Bibliography:

The source of my project is internet, project's pdf and English communication books.

Appendix:

This project of art is amazing. It does not depend on our writing. It depends on how we act or react. To make this film named "Helping hand of friend" is really an excellent experience for me.

Ramakrishna Mission Vivekananda Centenary College
Rahara, Kolkata 700118
College with Potential for Excellence (CPE)
Accredited by NAAC with Grade A

Department of English Language
Ramakrishna Mission Vivekananda Centenary College, Rahara

Project work in English classroom:
[TREE PLANTATION WITH MY FATHER]

A short film
To illustrate the features and skills of Speaking

By
[PROTIM BHOWMICK]
Learner
1st Year 1st Semester
[B.Sc. PHYSICS(H)]

January 10, 2022
[Date of Submission]

Declaration:

I declare that I, PROTIM BHOWMICK a student of 1st Year 1st Semester of B.Sc. PHYSICS(H) Department, Ramakrishna Mission Vivekananda Centenary College, Rahara worked on my English project on my own and I used the resources which are mentioned in the bibliography.



……

[Signature]
[PROTIM BHOWMICK]
1st Year 1st Semester
College Roll:-175
Registration No.-A01-1112-111-056-2021
of 2021-2022
RKMVC College
Rahara

Acknowledgements

I would like to thank to Mr. Manas Moulic, Asst. Prof. in English, RKMVCC, Rahara, for his invaluable help, advice and patience.
I would also like to thank my family for the support.
I would like to thank to my father Mr. Probir Bhowmick who took part in the project, for his work and enthusiasm.
I would also like to thank to my little sister Pranita Bhowmick who helped me to complete this project.

Contents **Page No.-**

Introduction 5

1. Theoretical part **6-10**

1.1. About project work 6-7

1.1.1.a What is Speaking as a Language Skill 7-8
1.1.1.b What is Listening 6-7
1.1.2 Project work in a language classroom 8
1.1.3 The advantages of project work 8
1.1.4 Benefits to learners 9
1.1.5 The role of a teacher 9

1.2. Stages of a project 9-10

2. Practical part 10-12

2.1. Introduction to the project "[**TREE PLANTATION WITH MY FATHER**]" 10
2.2. Motivation and registration 11
2.3. The Film "[**TREE PLANTATION WITH MY FATHER**]" 11
2.3.1. Story line 11-12
2.3.2. Cast 12
2.3.3. Technical Specifications 12

Conclusion 12

Resumé 13

Bibliography 14

Introduction

The ability to speak confidently and fluently is something which a person will develop during their time at college, and something that will help them to communicate effectively throughout his life.

Speaking is an interactive process where information is shared, and if necessary, acted upon by the listener. So, it's important to develop both speaking and listening skills in order to communicate effectively.

Informal speaking skills are important for conversations with friends and family, helping us to form emotional connections. Formal speech, on the other hand, is necessary for workplaces, in presentations or for conversations with people you don't know. Formal language is important as it helps us to make a good impression on people and communicate politely.

As most effective foreign language learning takes place through interaction, it's a skill that can be honed to really build an understanding of the language and culture of English-speaking countries.

This project work accelerates not only the skills in speaking as well as listening in English language, but also it can encourage us to make tree plantation which promotes benefits in many aspects.

So, I have made a short film with my father about 'Helping Hand',called "**TREE PLANTATION WITH MY FATHER**" which illustrates the features and skills of Speaking

1. Theoretical part

1.1. About project work

Project work is a work which focuses on completing a task. *It* is a planned and definitely formulated piece of study involving a task or problem taken up, either individually or in a group. This provides wide body of knowledge and understanding and understanding to select the things that might be useful in a particular instance, and to use it in the design of a decision making process.

Thus, this project work is an attempt to promote creativity and the spirit of enquiry in learners. Project work is a more or less open-ended activity and depends on the nature of the task. The execution of the task is properly planned. It is a more or less complete record of work including the choice of project, planning, discussions held, distribution of work assigned to the team members of the project, references and books consulted, observations, difficulties faced, guidance sought etc.

Project work is a work which focuses on completing a task. Project work normally involves a lot of resources - time, people and materials and learners' practice- a range of skills and language systems.

Here, I, Protim Bhowmick, a student of Sem-I, Roll No.-175 ,Physics(H), RKMVCC, have made a project of short film titled '**Tree Plantation With My Father**', wherein I extended my helping hand to do the plantation work.

1.1.1.a What is Speaking as a Language Skill

SPEAKING SKILL :-The ability to speak confidently and fluently is something which a person will develop during their

time at school, and something that will help him/her throughout his life.

Speaking skills are defined as the skills which allow us to communicate effectively. They give us the ability to convey information verbally and in a way that the listener can understand. It's one of the most important parts of language learning as speaking is how we tend to communicate in everyday life. Speaking is an interactive process where information is shared, and if necessary, acted upon by the listener. So, it's important to develop both speaking and listening skills in order to communicate effectively.

Importance of Speaking skill:

Speaking skills hold a special place of value. Good speakers are also good writers for they would have written several drafts of each speech. Good speakers are also those who can connect and empathize with people

Types of Speaking skills:

•Fluency •vocabulary •Grammar •Pronunciation

1.1.1.b. What is Listening

LISTENING SKILL:- *Listening* is receiving language through the ears. Listening involves identifying the sounds of speech and processing them into words and sentences. Listening in any language requires focus and attention.

Benefits of Effective Listening

- Active listening skill facilitates an effective communication process.
- Effective listening reduces confusion, conflict and misunderstanding of any kind.

- Above all effective listening allow people to have a better understanding of reaction expected of the listener during the communication process.

- In profession, active listening always helps to establish a positive interpersonal relationship among clients, co-workers and with the boss.
- It makes the employees more accountable and responsible so provide better customer satisfaction.
- Better listening build better rapport, as well as trust with others. Facilitate better work in a team-based environment.

Here, English language has been used to communicate effectively as an interactive process of speaking and listening during the activities of the project work.

1.1.2 **Project work in a language classroom**

A project work on Helping Hand which is based on the features and skills of English language has been given for accomplishment by our honourable Asst. Prof. Mr. Manas Moulic, for making effective interactions through speaking and listening in English language.

1.1.3 **The advantages of project work**

i) This project work gives me the opportunity to practice and develop speaking and listening in English language besides the improvement in interactive process with someone.

ii) It keeps me engagement which helps me to continue the activities according to my hobby and even feel happier and healthier.

iii) It provides the benefits of both mental and physical health, resulting in satisfaction and self-confidence in mind as well as combating depression through the creative activities of project work.

iv) It provides a natural sense of accomplishment and sense of purpose. Today I plant the trees which can give flowers/fruits in future, resulting in mental satisfaction.

1.1.4 **Benefits to Learners**

A project is completed when its goals and objectives are accomplished. It is these goals that drive the project, and all the planning and implementation efforts undertaken to achieve them. Here, through this project, both the language skill alongwith the creative work have been made successfully, resulting in motivation in mind to accomplish this project with full enthusiasm.

Thus, this project work improves the language skills in speaking as well as listening activities in English Language. As a result, it will develop the interactive process with others in English as the communicative purpose throughout my life. Besides, it can create more attention in performing activities of a specified work.

1.1.5 **The Role of a Teacher**

The teacher is an important part to play in the teaching the procedures for the initiation, implementation and culmination of the project. Here, in this project, my honourable Sir aligns the project to the desired learning outcomes and assessment to learning targets through connecting activities of helping hand in any way. Whenever there are some problems facing, at the time of implementation of this project, my respected Sir gave me necessary advice for succeeding in accomplishment of project work. He taught the prescribed curriculum selecting the project work on helping hand. I have learnt with more interest, as I find the learning concept it very interesting and very interactive.

1.2 Stages of a project

Fetching of various saplings from market by my father, Mr. Probir Bhowmick. Besides, some tubs, soils, manure etc. were collected by my father for the purpose of tree plantation work.

My father asked for my help for plantation work of the saplings in the tubs on the roof of the house.

I also became interested to keep me engaged in this plantation work extending my helping hand so as to get it be incorporated as a project work scheduled as a curriculum in my college.
My father started to prepare the soil suitably in tubs for the plantation of trees including a Tulsi plant. I also participated in the same process. Then I put the plants one by one in the middle of the tubs. Thereafter, I pour some water in the tubs and then give more soil until the tubs are filled up properly. Thus, the plantation work was completed with full enthusiasm.

2. Practical part

Improvement of language skills through interactive process as a very practical way along with the accomplishment of activities applying my helping hand in a very engaging and creating work of Tree Plantation.

2.1. **Introduction to the project [On Helping Hand in "Tree Plantation with My Father"]**

Project work is a work which focuses on completing a task. *It* is a planned and definitely formulated piece of study involving a task or problem taken up, either individually or in a group. This provides wide body of knowledge and understanding to select the things that might be useful in a particular instance, and to use it in the design of a decision making process.

I make a short film titled **"Tree Plantation With My Father"** for my project helping hand which based on communicative skill in English.

2.2 Motivation and Registration

My honourable Asst. Prof. in English Mr. Manas Moulic motivated me to accomplish this project. He also provided his invaluable help, advice and patience to successfully implement the project.

Tree planting is recognised as one of the most engaging, environment-friendly activities that people can participate in to help the planet when done properly. Trees provide numerous long-term and short-term benefits..So, plantation of trees is an essential work. Trees are the main sources of oxygen.

Besides the above, plantation of trees provides the opportunities for environmental education, getting us thinking about environmental conservation alongwith improvement in language skills in speaking as well as listening activities in English Language.For the above mentioned reasons I selected this project on tree plantation with my father.

2.3 The film ("Tree Plantation With My Father")

The short film named "**Tree Plantation With My Father**" has been made for the period of **1 minute and 44 seconds**. The video-shots of the activities of the project were taken on the roof of my house.

2.3.1. Story line

Protim's father has brought some trees from market for the purpose of plantation in the tubs on the roof of house. He wants to get protim's help for plantation of the trees. Protim's on-line class has just been completed. So, Protim is somewhat free. In this situation, protim also wants to help his father. Because, one of his hobbies is also gardening and already, he has planted many trees in the tubs of the roof of his house.

In the context of the above, this short film has been prepared involving the necessary conversations between Protim and his father during the plantation-work of the trees.

2.3.2. Cast

Shri Protim Bhowmick (Son) & Mr. Probir Bhowmick (Father)

2.3.3. Technical Specifications

The Scenery of the activities of the project work were taken using Redmi Note 9 Pro Max rear 64 megapixel camera and is edited by "Video pad" video editing software.

Conclusion

Tree planting is recognised as one of the most engaging, environment-friendly activities that people can participate in to help the planet when done properly. Trees provide numerous long-term and short-term benefits. They not only look nice, but they also remove and store carbon from the atmosphere, slow heavy rain and thus reduce the risk of flooding, improve air quality, and reduce the urban heat island effect by reflecting sunlight and providing shade.

So, plantation of trees is an essential work. Trees are the main sources of oxygen. Trees are beautiful. Trees are the great way to ensure the overall aesthetics to be maintained by the people. Trees are sacred. Medicines are derived from trees (and plants). Trees make cool our home. Trees improve the air quality. Trees reduce stress level and improve health of human beings.

Besides the above, plantation of trees provides the opportunities for environmental education, getting us thinking about environmental conservation alongwith improvement in language skills in speaking as well as listening activities in English Language, that makes this project worthwhile.

Resume

Name- Protim Bhowmick
Mobile- 8240713533
Address- 117,New Colony,P.O.-Panihati,District-North 24 Parganas,PIN-700114
Email ID- protimbhowmick7@gmail.com
Educational Qualifiacation- Higher Secondary Passed
Current Status- At present I study in B.Sc. Physics Honours SEM-I at Ramkrishna Mission Vivekananda Centenery College,Rahara
Skills- Observation,Acting, Computer Basics, Painting, Making various items from non-recyclable things ,etc.
Hobby-Playing cricket, Gardening, Origami, Reading story books
Key experience- I participated in many plays in my primary school. In high school I participated in various school functions, also participated in quiz competition at Loko Sanskriti Bhawan and got a prize for our school.

Bibliography

(https://www.twinkl.co.in/teaching-wiki/speaking-skills)

(https://ncert.nic.in/pdf/publication/sciencelaboratorymanuals/classX/science/jelm106.pdf;

Mr. Manas Moulic, developing listening (powerpoint presentation), 2021)

(2021-08-26). *"Listening: Are We Teaching It, and If So, How? ERIC Digest".* www.ericdigests.org.

Barthes, R. (1985). *The Responsibility of Forms: Critical Essays on Music, Art, and Representation.*

https://assets-news.housing.com/news/wp-content/uploads/2021/04/05193501/Vastu-tips-for-placing-tulsi-plant-at-home-FB-1200x700-compressed.jpg. (n.d.).

Hymes, D. (1974). *Foundations in Sociolinguistics: An Ethnographic Approach.* Philadelphia: University of Pennsylvania Press.

(https://www.skillsyouneed.com/ips/listening-skills.html)

Ottenheimer, H. (2009). *The Anthropology of Language: An Introduction to Linguistic Anthropology.* Belmont,: CA: Wadsworth Cengage Learning. pp. 129–145.

Ramakrishna Mission Vivekananda Centenary College

Rahara, Kolkata 700118
College with Potential for Excellence (CPE)
Accredited by NAAC with Grade A

Department of English Language
Ramakrishna Mission Vivekananda Centenary College, Rahara

Project work in English classroom:

["HELP OTHERS,TEACH OTHERS"]
A short film
To illustrate the features and skills of Speaking

By
[ARITRA GHOSH]
STUDENT
1 Year Semester
Roll:367
[MATHEMATICS Department]

January 5,2022

DECLARATION:

I declare that I, Aritra Ghosh, a student of 1st year,1st semester of mathematics department, Ramakrishna Mission Vivekananda Centenary College, Rahara worked on my English project on my own.

Aritra Ghosh

1st year,1st semester

College Roll no : 367

MATHEMATICS

RKMC College Rahara

ACKNOWLEDGEMENT:

I would like to thank to Mr. Manas Moulic , Asst. Prof in English, RKMVC College, Rahara, for his invaluable help, advice and patience.

I would also like to thank my parents for the support.

I would like to special thanks to my brother(act as a friend) who took part in the project, for his work and enthusiasm.

CONTENTS:

- **INTRODUCTION.** 5

1. Theoretical part. 5

1.1. About project work.

1.1.1. What is speaking as a language skill. 5
1.1.2. Project work in a language classroom. 5
1.1.3. The advantages of project work. 5
1.1.4. Benefits to learners. 5
1.1.5. The role of a teacher. 5

1.2 . Stages of a Project. 5

2. PRACTICAL PART. 6

2.1 Introduction to project " Help others Teach others". 6

2.2 Motivation and Registration. 6

2.3 The film " Help others Teach others". 6

2.3.1 Storyline. 6

2.3.2 Cast. 6

2.3.3 Technical specifications. 6

- **CONCLUSION.** 7
- **RESUME.** 7
- **BIBLIOGRAPHY.** 7
- **APPENDIX.** 7

INTRODUCTION:

The project of this film is a work of art. It helps us to improve our speaking skills, body language, eye expression etc. A short film can be a live-action, animated, or computer generated.

1.*THEORETICAL PART*:

1.1 About Project Work:

The project work is based on a film. But film making is not a main purpose. This project improve our speaking skills, body language, expression etc. In this project we have to act a short film work.

1.1.1 what is speaking as a language skills:

Speaking skills are defined as skills which allows us to communicate effectively.

1.1.2 Project Work in language classroom:

Project work in the English classroom should fulfill the following conditions:

- **Content driven**
- **Student engagement in complex Real choices need to be given**

1.1.3 The Advantages of project work:

When working on a project, students learn to manage obstacles more effectively. It also improves students motivation which translates into better academic performance.

1.1.4 Benefits to learners:

- **Deeper engagement and interaction with learning content.**
- **Development of peer and professional networks.**

1.1.5 The Role of a Teacher:

The primary role of a teacher is to deliver classroom instruction that helps students team.

1.2 Stages of a Project:

- **Project Initiation. Project Planning. Project Execution. Project Monitoring and Controlling.**

2. PRACTICAL PART: *page:6*

2.1. Introduction to the project "HELP OTHERS AND TEACH OTHERS":

The topic of the project is "HELPING HAND", it learn us how to express the reaction, our body language, our speaking. In this project we act like helping others and Teach others that how to help someone when they are in any kind of trouble. And so the title of the project is "HELP OTHERS AND TEACH OTHERS".

2.2. Motivation and Registration:

To do any project, at first we want motivation and registration. In this project my father as a professional English teacher Helped me so much. He always motivated us in this project work.

2.3. The film "HELP OTHERS AND TEACH OTHERS":

The film topic is "HELP OTHERS AND TEACH OTHERS". In this project I help my brother for his friend operation.

2.3.1. Storyline:

One day My friend went my house with anxiety. I came to know after conversation with him, his mother was suffering from cancer and doctor told him that his mother would be operated soon . So he needed huge amount of money. So I gave him money for her mother operation. Then he says ' Thank you' for helping him.

2.3.2. Cast:

- **Aritra Ghosh (me)**
- **Dipan Ghosh (my brother act as my friend)**

2.3.3. Technical specifications:

My father is the cameraman of this film. Here we have used the back camera (13MP)of realmeC25 mobile phone.

CONCLUSION:

The conclusion paragraph should restate your thesis, summarize the key supporting ideas you discussed throughout the work, and offer your final impression on the central idea. This final summation should also contain the moral of your story or a revelation of a deeper truth. We learn from the project are speaking skills, body language, eye expression, dialogue throw etc. It helps us to improve ourselves in body gestures.

RESUME:

I Aritra Ghosh, a student of 1st year,1st semester of RKMVC College, this is my first experience. I have tried my best. This is totally new experience for me. In past, I never did such of project. So it was a really amazing.

BIBLIOGRAPHY:

The source of my project is internet, English books etc.

APPENDIX:

This project of art is amazing. It is not depend to our writing. It is totally depends on us. How much we react or act. This is an excellent experience to make a film “Helps others and Teach others” based on Topic ‘HELPING HAND’.

A. Ramakrishna Mission Vivekananda Centenary College

Rahara, Kolkata 700118

College with Potential for Excellence (CPE)

Accredited by NAAC with Grade A

Department of English Language

Ramakrishna Mission Vivekananda Centenary College, Rahara

1. Project work in English classroom:

[A Friend in need is a friend in did]

A short film

To illustrate the features and skills of Speaking

By

Name- Purusottam Adak

Roll: 221

1st Year 1st Semester

Department of Chemistry

January 05 2022

[Date of Submission]

II. Declaration:

I declare that I, Purusottam Adak a student of 1st Year 1st Semester of Chemistry Department, Ramakrishna Mission Vivekananda Centenary College, Rahara worked on my English project on my own and I used the resources which are mentioned in the bibliography.

……

[Signature]
Purusottam Adak
1st Year 1st Semester
RKMVC College
Rahara

III. Acknowledgements

I would like to thank to Mr. Manas Moulic, Asst. Prof. in English, RKMVCC, Rahara, for his invaluable help, advice and patience.
I would also like to thank my family for the support.
I would like to thank to my pupils who took part in the project, for their work and enthusiasm.
I would like to thank Mr. Swarnava Hati to help me by taking shots by camera. Thank you for your valuable time.

Contents

Introduction 5

1. Theoretical part

About project work 6
Pedagogical references of project work in the past 6
1.1.1.a What is Speaking as a Language Skill 6
Project work in a language classroom 7
The advantages of project work 8
Benefits to learners 8
The role of a teacher 9
Stages of a project 9

2. Practical part 11

Introduction to the project "[Helping Hand]" 11
Motivation and registration 11
The Film "[A friend in need is a friend in did]" 11
Story line 12
Cast 12
Technical Specifications 12

Conclusion 13

Resumé 14

Bibliography 15

Appendix 16

IV. Introduction

Language is a mean of thinking and transferring culture from one generation to another as well as from one nation to another. It is also a means of communication among people. Hence, many countries emphasize teaching languages other than the native language to its citizens. Speaking is one of the four language skills (reading, writing. listening and speaking). It is the mean through which learners can communicate with others to achieve certain goals or to express their opinions, intentions, hopes and viewpoints. In addition, people who know a language are referred to as 'speakers' of that language. Speaking has usually been compared writing, both being considered "productive skills", as opposed to the "receptive skills" of reading and listening. Speaking also is closely related to listening as two interrelated ways of accomplishing communication. Every speaker is simultaneously a listener and every listener is at least potentially a speaker.

1. Theoretical part :

About the Project:

As a part of AECC project and speaking skill viz. communication skill learning we have performed a short film based on a given topic "helping hands". We have accomplished our project by performing a short video film to help my brother to install an application Google meet in his mobile phone. This project work is a supplement to that short film as directed by our guide teacher.

Pedagogical references of project work in the past :

Conversation is the very heart of schooling and pedagogy. In early education, oral language development is particularly significant for interactions, social relationships, and friendships, and for building a sense of belonging. This project aims to establish how educators manage oral language in preschool classrooms and how the implementation of specific approaches has more positive results than that of others. References are made to theoretical approaches of sociolinguistics and ethnography of communication.

What is Speaking as a Language Skill :

Human beings need to communicate between each other. Language is the vehicle or means through which this communication takes place. Communication is done to transfer information/messages from one point to another. We use language to receive information or to give information. We receive information through listening and reading. Therefore, listening and reading are known as receptive skills. We use speaking and writing for giving information. Speaking and writing are therefore known as productive skills. But we should remember that language skills are not usually used in isolation. A single activity may/usually require to practise two or three or sometimes all the four language skills. This we may regard as the mixed/integrated use of skills.

International Phonetic Alphabet (IPA), an alphabet developed in the 19th century to accurately represent the pronunciation of languages. One aim of the International Phonetic Alphabet (IPA) was to provide a unique symbol for each distinctive sound in a language that is, every sound, or phoneme, that serves to distinguish one word from another.

Projectworkin a languageclassroom:

There are some stages of projects in a classroom.

1. ***Favourite object:***

   - **Process**: Students bring in an objectfrom home and give a speech about it. Teachers can adapt the assignment by changing its length or requiring speeches to reflect. the unit's target language (i.e. isolating a verb tense, choosing a lexical set, etc).

2. ***Examinations:***

   - **Process:** Students work in small groups to write an exam that tests target language. The teacher provides strong prompts and support during this stage, then reviews all tests.. Tests are then distributed to other groups to be completed, before being graded (and discussed if necessary).

3. ***Editorials***:

   - Process: Students create the sections of a typical newsletter, working in small groups to distribute labour . The class may like to decide on a topic for the newspaper or create a general publication. Sections include interviews, sports, weather, international news, opinion/editorial, travel, health, kids/families, letters to the editor, and more.

*4. **Host a Historian:***

- **Process:** Students will read about the history of a culture or several cultures. Following this, each student must complete assigned readings and dress up as a character from the historical period question. In a later class, there will be a "party" where students talk and act like their characters, while. completing a mingle style activity chart.

The advantages of project work

When students learn a language, they need to consolidate vocabulary. and grammar forms. Projects make it possible for students to use language in a meaningful way. By interacting and negotiating meaning in project work, students can improve reading, writing and speaking skills. The aim of this study was to determine the effect of project work on students' speaking skills and improvement in English language learning. For the method of the study, the students were asked to prepare projects they could choose on their free will. After being guided on how to do project work, the students were requested to present their projects orally in the classroom. The results of the project work show that project work presentations can help students improve their speaking skill.

Benefitstolearners

- For a smooth running of any system, the speakers of a language need to be especially and purposefully trained in the skill of speaking.

- In-order to become a well rounded communicator one needs to be proficient in each of the four language skills viz., listening. speaking, reading and

writing, but the ability to speak skillfuly, provides the speaker with several distinct advantages.

- An effective speaker can gain the attention of the audience and hold it till the completion of his message. Speaking skills are important for career success. The importance of speaking skills, hence is enormous for the learners of any language. Without speech, a language is reduced to a mere script. The use of language is an activity which takes place within the confines of our community. We use language in a variety of situations.

The role of a teacher:

The communicative approach had been introduced tolanguage teaching/learning. speaking attracted more significance in language courses. Since then many language programs prioritize speaking skill over others since mastering speaking might indicate that other language skills have also been mastered. In order to find out whether somebody knows language we often ask "do you speak English?" Thus, knowing a language is always associated with speaking in it. Celce-Marcia (2001: p. 103) states that "the ability to speak a language is synonymous with knowing that language since speech is the most basic means of communication." This approach, called audio-lingual method. aims to teach the target language by practicing and repeating structural patterns in conversations (Nunan, 2003).

Stages of a project :

Language of communication, various speaking skills such as personal communication, social interactions and communication in professional situations such as interviews, group discussions and office environments, important reading skills as well as writing skills such as report writing, notetaking etc.

1. Introduction
2. Language of Communication

3. Speaking Skills
4. Reading and Understanding

2. Practical Part

Introduction to Project "Helping Hand" :

Students plan, rehearse and make short films for different purposes k. They adjust their speaking Editing skills: Students will be required to edit their film to refine it before publishing it. Communication skills: Students will collaborate to write a performance and learn and implement important skills for a dramatic performance, including voice projection and clarity, movement, positioning, character portrayal Self-Management skills; Students will responsible for ensuring their performance is rehearsed prior to filming. Social skills: Students will work together to write and perform dramatic performance Creative Writing skills: Students will a variety of film scripts. They will learn ways to make their writing write a more colourful with idioms, synonyms, antonyms, similes and metaphors. Performance skills: Students will perform in a variety of plays, in a range of character roles. Technological skills: Students will use Movie Maker app to create a short film.

Motivation and registration:

The purpose of this course is to introduce students to the theory. fundamentals and tools of communication and to develop in them vital communication skills which should be integral to personal, social and professional interactions. One of the critical links among human beings and an important thread that binds society together is the ability to share thoughts, emotions and ideas through various means of communication: both verbal and non-verbal. In the context of rapid globalization and increasing recognition of social and cultural pluralities, the significance of clear and effective communication has substantially enhanced.

The Film:

1. **"[Helping Hand: A Friend in need is a Friend in did]"**

Story Line:

This film is mainly made by me (Purusottam Adak) along with my friend Rakesh Roy.This film made on the topic of "HELPING HAND".In this film I try to picturize relation between two friends.They did not know each other before colleges but in college they are very good friend.One day,one friend was in fever and so week but he had to go to college.Other friend said that he should take rest.He will provide him all the notes after coming from colleges.He brought some medicine and give him.

Cast:

- Acting Cast:
  Purusottam Adak
  Rakesh Roy
- Technical Cast:
  Cameraman : Swarnava Hati
  Editing: Ramesh Das

Technical Specifications:

a. Running Time: 3 Minutes
b. Exhibition Format: HD cam, Recorder, Light, Mobile Phone, Tools
c. Resolution: 1920x1080 pixels
d. Shooting Format: mp4
e. Language:English

➢ Conclusion:

Speaking is the productive skill that and one of the four skills that very important in learning English. Speaking is very useful for the people in facing their lives. Speaking is process of giving and receiving message or information. People use speaking to give some information to the other. Speaking is also as tool of human communication to share every moment or to share important information to the other.

➢ Resume:

The ability to communicate effectively with superiors, colleagues, and staff is essential, no matter what industry you work in. Workers in the digital age must know how to effectively convey and receive messages in person as well as via phone, email, and social media. Good communication skills will help get hired, land promotions, and be a success throughout your career.

➢ Bibliography:

1. Fluency in English - Part II, Oxford University Press, 2006

2. Business English, Pearson, 2008

3. Language, Literature and Creativity, Orient Blackswan, 2013

4. Language through Literature (forthcoming) ed. Dr. Gauri Ranjana Kaul.

5. English Communication for 1st Semester, Dr. Bibha Devi.

➢ Appendix:

Figure 1: Phonetic chart
Figure 2: Short film or cinematography
Figure 3: Short film clip art
Figure 4: Speaking skill clip art
Figure 5: Communication skill picture
Figure 6: Speaking skill picture



Ramakrishna Mission Vivekananda Centenary College
Rahara, Kolkata 700118
College with Potential for Excellence (CPE)
Accredited by NAAC with Grade A

Department of English Language
Ramakrishna Mission Vivekananda Centenary College, Rahara

Project work in English classroom:

[Friend in Need is a Friend Indeed]

A short film
To illustrate the features and skills of Speaking

By
[Rishi Dutta]
Students
1st Year 1st Semester
[Computer Science Department]

January …… 2022

Date of Submission:- 10/01/2022

Declaration:

I declare that I, Rishi Dutta student of 1 st Year 1st Semester of Computer Science Department , Ramakrishna Mission Vivekananda Centenary College, Rahara worked on my English project on my own and I used the resources which are mentioned in the bibliography.

……

[Signature]
[Rishi Dutta]
1st Year 1st Semester
RKMVC College
Rahara

Acknowledgements

I would like to thank to Mr. Manas Moulic, Asst. Prof. in English, RKMVCC, Rahara, for his invaluable help, advice and patience.
I would also like to thank my family for the mental support.
I would like to thank to my friends who took part in the project, for their work and enthusiasm.

Contents

Introduction: Mass Media is effective in every field of life by virtue of their audio-visual powers. In addition to usage of short film for entertainment purposes, its educational role has been realized. The short film provides a free field of study by its structure. Types of short films are fiction, documentary, experimental, animation, video art etc.

Hartley and Davies (1978) concluded that during verbal-based education, the university students were able to remember 70 % of what had been taught in the first 10 minutes and only 20 % of what had been taught within the last 10 minutes (Açıkgöz, 2008: 6). Özcan Demirel conducted a study on remembering. Demirel emphasized the memorability rate of the knowledge according to the sense organs and concluded that people remembered 50 % of what they see and hear and 80 % of what they see, hear and say (Demirel, 2008: 59). Study results proved that multi-media education should be arranged within the classroom in order for the students to remember the knowledge at high level.

Short films can be examined from many perspectives in terms of high school and university students in particular. One of these perspectives is that short films provide students with speaking skill, which enables them to have competency to perceive their surroundings and events.

1. Theoretical part

1.1. About project work:

In life, even the smallest good deeds can change someone's life for the better. However, we never know where life will take us after we've had our fair share of difficult paths, problems, and even successes. Maybe we will forget how important is to do good. This short film might change the way we look at other people and help us understand that it's never too late to become better and help other people. Learning becomes effective when we try it practically in our daily life. Project work helps us to provide the perfect circumstances for effective learning. So beside learning practical project works are necessary in our life.

1.1.1. What is Speaking as a Language Skill:

Speaking is the delivery of language through the mouth. To speak, we create sounds using many parts of our body, including the lungs, vocal tract, vocal chords, tongue, teeth and lips. Good communication skills in life will ensure everyone around us understands us and we understand them. You will be confident and assertive. There will be less misunderstanding and we will rarely have to face issues that come with poor communication. It will be easy for us to make and keep friends.

1.1.2. Project work in a language classroom:

Project work captures better than any other activity the two principal elements of a communicative approach. These are a concern for motivation, that is, how the learners relate to the task; and a concern for relevance, that is, how the learners relate to the language. We could add to these a third element: a concern for educational values, that is, how the language curriculum relates to the general educational development of the learner.

1.1.3. The advantages of project work:

It develops the student's ability to work with his or her peers, building teamwork and group skills. It allows the teacher to learn more about the student as a person. It helps the teacher communicate in progressive and meaningful ways with the student or a group of students on a range of issues. It lets the teacher

have multiple assessment opportunities. It allows a student to demonstrate his or her capabilities while working independently. It shows the student's ability to apply desired skills such as doing research.

1.1.4. Benefits to learners:

Project-based learning not only provides opportunities for students to collaborate or drive their own learning, but it also teaches them skills such as problem solving, and helps to develop additional skills integral to their future, such as critical thinking and time management. And maybe more importantly, it provides students with an opportunity to create authentic projects which are personal and meaningful to them. Students have the chance to pursue their own interests and as a result, opportunities for learning for students and teachers are tremendous.

1.1.5. The role of a teacher:

The teachers' role in Project-Based Learning is unique and pervasive. An educator's ability to transition from the role of instructor to that of a mentor or collaborator can make or break it. PBL, if done well, helps inculcate skills such as active learning and problem-solving in students. These skills are useful in workplaces while working on similar projects.

Projects enhance deeper learning because students must acquire and apply concepts and ideas. Additionally, PBL has the potential to improve competence in thinking (learning and metacognition). This is because students need to formulate plans, track progress, collaborate with others. They also evaluate solutions to real-world problems.

1.2. Stages of a project:

Projects are divided into six stages:

1.Definition.
2.Initiation.
3.Planning.
4.Execution.
5.Monitoring & Control.
6.Closure.

1.Definition: Before a project starts the project manager must make sure the project goals, objectives, scopes, timescale and approach.
2.Initiation: This is perhaps the most important stage of any projects as it sets the terms of reference within which the project will run.
3.Planning: Creating a project plan is the first task while undertaking a project. It's the main key of a successful project.
4.Execution: Most of the work related to the project is realised at this stage and needs complete attention from the project manager.
5.Monitoring & Control: Once the project is running it is important the project manager keeps the control on it.
6.Closure: Last but not the list, often neglected, it is important to make sure the project is closed properly. Many projects don't have a clear end-point because there is no formal sign-off.

2. Practical part

2.1. Introduction to the project "A Friend in Need is a Friend Indeed":

A friend is a person whom one likes a lot and who isn't a part of our family. So it's very important to find a good friend. A good friend can easily lead our life to the positive and good vibes. So when we think about 'A Helping Hand', the guy which strikes our mind first is the 'Friend'.

In under 2 minutes, the film gave us more than what we hoped. It represents a student who leads a mess life with his friends. One of them was tested covid positive which is very natural in this situation. Then the other friend took care of him.

2.2. Motivation and registration:

A friend is a person whom one likes a lot and who isn't a part of our family. So it's very important to find a good friend. A good friend can easily lead our life to the positive and good vibes. So when we think about 'A Helping Hand', the guy which strikes our mind first is the 'Friend'. A friend in need is someone who improves and builds self-confidence in his friend. Most noteworthy, an individual's number one friend is his friend in need. Furthermore, such a friend would tell how great he feels about you. Moreover, such a friend would tell you all your positive aspects. Consequently, this significantly increases an individual's self-confidence.

A friend in need is someone who provides a reality check for you. Such a friend, besides telling positive things, is not afraid to explain an individual's shortcomings. This certainly helps an individual in overcoming his weaknesses. Hence, a true friend would pull you back down to Earth.

A friend in need is certainly a supporter of your dreams and aspirations. Furthermore, a true friend would always believe in you. Moreover, such a friend does not discourage you from your ambitions. Most noteworthy, such a friend believes in the efforts of his friend and supports him in every manner.

Loyalty is another important benefit of a friend in need. Such a friend is truly an unyielding friend. This true friend would stand by you in any situation or circumstance. Certainly, a friend in need is not a backstabber or the one who betrays.

2.3. The Film "A Friend in Need is a Friend Indeed"

2.3.1. Story line:

In under 2 minutes, the film gave us more than what we hoped. It represents a student who leads a mess life with his friends. One of them was tested covid positive which is very natural in this situation. Then the other friend took care of him.

. So the title, "A Friend in Need is a Friend Indeed" is apt.

2.3.2. Cast:

Actors - Rishi Dutta, Ananda Biswas

Cameraman – Aparna Biswas

Editor- Vishal Roy

Conclusion:

The proverb, “A Friend In Need Is A Friend Indeed”, has two primary meanings. The first implies that a person who helps another in their times of need is a true friend. Alternatively, the phrase can also mean that a person tries to be friendly if they need another individual’s assistance. But here, in this short film, we have focused on the first meaning. On a day one of the friend suffering from fever. When his roommate returned from college he found him fever and then he took care of his friend very carefully. Thus the title of the short film is apt.

Resume:

1.Rishi Dutta-:

Father’s Name-Rajat Dutta

Mother's Name-Nupur Dutta
Date of Birth- 14/08/2003
Last Exam Qualified- Higher Secondary (78.7%)
School- Kalyannagar High School
Nationality- Indian
Languages- English, Hindi, Bengali
Hobbies- Cricket, Reading poetry
Extra Curricular Activity- Swimming,Cricket

2.Ananda Biswas:

Father's Name-Viduyt Biswas
Mother's Name-Aparna Biswas
Date of Birth- 18/05/2003
Last Exam Qualified- Higher Secondary (89%)
School- Ramakrishna Mission Rahara(H.S)
Nationality- Indian
Languages- English, Hindi, Bengali
Hobbies- Listening Music, Reading Stories

Bibliography:

1.https://brightside.me/wonder-films/a-short-film-shows-that-a-helping-hand-has-the-power-to-change-the-world-in-less-than-3-minutes-799020/

2. https://www.projectsmart.com/project-management/the-stages-of-a-project.php

3.https://evelynlearning.com/teachers-role-project-based-learning/#:~:text=Results%20of%20the%20case%20study,to%20make%20tasks%20more%20manageable.

4. https://www.easybib.com/guides/project-based-learning-benefits-students/

5. https://www.edutopia.org/project-based-learning-guide-importance

6. https://www.destinationimagination.org/blog/10-benefits-of-project-based-learning/
7. https://jalt-publications.org/tlt/articles/2044-project-work-language-learning

RAMKRISHNA MISSION VIVEKANADA CENTENARY COLLEGE

RAHARA, KOLKATA-700118

COLLEGE WITH POTENTIAL FOR EXCELLENCE (CPE)

ACCREDITED BY NAAC WITH GRADE 'A'

DEPARTMENT OF MATHEMATICS

RAMAKRISHNA MISSION VIVEKANANDA CENTENARY COLLEGE, RAHARA

PROJECT WORK IN ENGLISH CLASSROOM:

'FRIEND IN NEED'

A SHORT FILM

TO ILLUSTRATE THE FEATURES AND SKILLS OF SPEAKING

BY

UPAYAN CHAUDHURI, ARCHISMAN DAS, SAHIL ROY

STUDENT

1ST YEAR, 1ST SEMESTER

ROLL NUMBER-310,365,335

MATHEMATICS

JANUARY 9TH,2022

Declaration:

We declare that we, Upayan Chaudhuri, Archisman Das and Sahil Roy, student of 1st Year 1st Semester of MATHEMATICS Department, Ramakrishna Mission Vivekananda Centenary College, Rahara worked on our English project on our own and we used the resources which are mentioned in the bibliography.

1st Year 1st Semester

RKMVC College

Rahara

Acknowledgements

We would like to thank to Mr. Manas Moulic, Asst. Prof. in English, RKMVCC, Rahara, for his invaluable help, advice and patience. We would also like to thank our families and friends for the support we received.

Contents

Introduction

1. Theoretical part

1.1. About project work

1.1.1 What is Speaking as a Language Skill

1.1.2 Project work in a language classroom

1.1.3 The advantages of project work

1.1.4 Benefits to learners

1.1.5 The role of a teacher

1.1.6 Stages of a project

2. Practical part

2.1. Introduction to the project "Helping Hand"

2.2. Motivation and registration

2.3. The Film "Friends in need"

2.3.1. Story line

2.3.2. Cast

2.3.3. Technical Specifications

Conclusion

Resumé

Bibliography

Appendix

INTRODUCTION

The project on film making is a work of art. It helps us to improve our speaking skills, body language, eye expression etc. It teaches us how to communicate with each other. It is helpful for our own improvement.

1.1. About project work

The project work is based on film. But film making is not the main purpose. This project improves our speaking skills, body language, expressions. This is a practical communication. In this work, there is a topic and we have to act according to the topic.

1.1.1 What is speaking as a language skill?

We learn to speak naturally in our mother tongue but linguists have contrasting theories about the process we learn to speak in our mother tongue. However, when it comes to learning a second or a foreign language, most of the linguists agree that it is a very difficult task and it's a skill that cannot be acquired without effort. So, learning to speak in English for the non-natives of this language requires much effort and practice. Let's have a brief discussion on speaking a second/foreign language. Speaking is the skill that makes human beings ***different from*** other species. Speaking is a complex ***cognitive*** and ***linguistic*** skill. A child learns to speak language through interaction with the people around him/her in their native language. Every normal adult can speak in his/her native language without effort and this skill is a natural one. But speaking in a foreign language is not natural and it requires conscious effort throughout the whole process.

Speaking is a ***verbal*** skill that involves words and sounds. It also involves: _

- ***Meaning*****:** connotation, denotation, grammar
- ***Sociality, Relationship, Effect*****:** formal, informal, slang, turn-taking
- ***Cultural Issues*****:** class, ethnicity, nationality, religion, gender, dialect
- ***Performance*****:** articulation, projection, pronunciation

- ***Sound Elements*:** how volume, pitch, pace, and nature of sound complement/contradict/replace words

Speaking is a ***production*** skill that involves listening skill. Without listening, speaking is not possible and the relationship between these two skills is corresponding.

1.1.2 Project Work in Language classroom

Project work captures, better than any other activity, the two principal elements of a communicative approach. These are a concern for motivation, that is, how the learners relate to the task; and a concern for relevance, that is, how the learners relate to the language. We could add to these a third element: a concern for educational values, that is, how the language curriculum relates to the general educational development of the learner. Let's look at these elements in a bit more detail.

Motivation

Positive motivation is the key to successful language learning and project work is particularly useful as a means of generating this positive motivation. Why is this so? There are three reasons. First, project work is very personal. The students are writing about their own lives; they are being given the opportunity to tell the world about themselves. Second, project work is a very active medium. Students aren't just receiving and producing words; project work is "learning through doing." Last, project work gives a clear sense of achievement. It enables all students to produce a worthwhile product.

Relevance

A foreign language can often seem a remote and unreal thing. This inevitably has a negative effect on motivation, because the students don't see the language as relevant to their own lives. If learners are going to become real language users, they must learn that English can be used to talk about their own world.

Project work helps to bridge this relevance gap in three ways. First, project work helps to integrate the foreign language into the network of the learner's own communicative competence. Second, project work helps to make the language more relevant to learners' actual needs, because they are learning how to communicate about their own world -- about their house, their family, their town, and so forth. Third, project work establishes a sounder relationship between language and culture. With project work the language acts as a bridge, enabling two cultures to communicate with each other.

Education

There is a growing awareness among language teachers that the process and c development of the learner. Project work encourages initiative, independence, imagination, self-discipline and co-operation together.

1.1.3 The Advantages of Project work

Teachers have objectives in their lesson plans. They include what students should be learning in a unit. A way to accurately know whether students did learn the material and what the teacher deems important for that unit is to assess students. Projects are a way teachers can easily assess students. Paper-and-pencil tests are restrictive, yet projects usually allow students to be creative with sharing their learning. A project shows a teacher that students have met the lesson's objective, and he/she can share that information with his/her administrator.

Many projects allow students to work together to show what they have learned. Because students work on many solo activities throughout the day, giving them a time to collaborate will likely be a welcome change of pace.

1.1.4 Benefits to Learners

1. **Collaboration:** Strong relationships are formed during collaborations. Not only do students learn how to work better in groups—providing their own input, listening to others, and resolving conflicts when they arise—they build positive relationships with teachers, which reinforces how great learning is.

2. **Problem Solving:** Students learn how to solve problems that are important to them.

3. **Creativity:** Students apply creative thinking skills to their projects.

4. **In-Depth Understanding:** Students build on their research skills and deepen their learning of applied content beyond facts or memorization.

5. **Self-Confidence:** Students find their voice and learn to take pride in their work, boosting their agency and purpose.

6. **Critical Thinking:** Students learn to look at problems with a critical thinking lens, asking questions and coming up with possible solutions for their project.

7. **Perseverance:** When working on a project, students learn to manage obstacles more effectively, often learning from failure and making adjustments until they're satisfied with their work.

8. **Project Management:** Students learn how to manage projects and assignments more efficiently.

9. **Curiosity:** Students get to explore their curiosities, ask questions and form a new love for learning.

1.1.5 The Role of a Teacher

The teacher plays a vital role in project work. They help us throughout the project by giving us motivation. Due to their vast experience, their suggestions are always valuable in any project work. The primary role of a teacher is to deliver classroom instructions that helps students learn. A teacher is an embodiment of guidance to the path of knowledge. They become a source of motivation for learning new things about the world. A teacher faces the success of his/her students with happiness and fulfilment, and the failure of another with optimism. The teacher has an important part in the intuition, implementation and culmination of projects.

1.1.6 Stages of a Project

Each project stage is characterised by a distinct set of activities that take the project from the first idea to its conclusion. Each stage is of equal importance and contributes to the overall success of the project.

1. **Definition:** Before a project starts, the project manager must make sure the project goals, objectives, risks and approach have been defined. Any differences of opinion must be resolved before work starts.

2. **Initiation:** This is perhaps the most important stage of any project as it sets the terms of reference within which the project will be run.

3. **Planning:** The key to a successful project is in the planning. Creating a project plan is the first task you should do when undertaking any project.

4. **Execution:** This is where the work to deliver the product, service or wanted result is carried out. Most of the work related to the project is realised at this stage and needs complete attention.

5. **Monitoring & Control:** Once the project is running it is important the project manager keeps control. This is achieved by regular reporting of issues, risks, and progress.

6. **Closure:** Often neglected, it is important to make sure the project is closed properly.

2.1 Introduction to the project “The title that we will give the video”

The topic of the project is “Helping hand”, it teaches us how to express ourselves properly to convey our messages. In this project we act in order to portray a scenario where someone helps another person.

2.2 Motivation and registration

To do any project, at first, we want motivation and registration. In this project, our asst. Prof. of English helped us so much with his guidance and experience. Our families also helped us a lot. With their encouragement, we were able to finish the project without a hitch.

2.3 The Film “Friend in need”

The film topic is “Helping Hand”. A person in need of blood finds a donor with the help of his friends.

2.3.1. Story line

Archisman’s grandfather had an accident and lost a lot of blood. His friend, Upayan, upon hearing the news, calls him. Archisman tells Upayan that he and his family have not found a compatible blood donor as his grandfather has a very rare type of blood, A-. Upayan then contacts one of his friends (Sahil) to see if he could help Archisman. Sahil also has blood type A-. After learning about Archisman’s grandfather’s situation Sahil volunteers to donate blood.

2.3.2. **Cast**

- Archisman Das playing as the person whose grandfather is in need of blood.
- Upayan Chaudhuri playing as the person who gives contact of a donor.
- Sahil Roy playing as the friend of Upayan Chaudhuri and the donor.

2.3.3. **Technical specifications**

Due to the pandemic situation, the members of the cast remained home and recorded their respective parts by themselves and then our editor (Sahil Roy) merged the parts of all the videos that have been scrutinized and accepted as part of the film.

Conclusion:

Through this project we learned about how to communicate emotions both verbally and non-verbally. We also learned how to work as a team.

Resumé:

None of us in the caste members have done a project like this. It was a completely new experience for us. While it was terrifying at first, we really enjoyed doing it.

Bibliography:

The necessary items for our project were collected from the different websites in the internet.

Appendix:

This project of art is amazing. It has been a completely new and fun experience for us. This was an excellent experience to make a film “” based on “Helping Hand”.

Ramakrishna Mission Vivekananda Centenary College

Rahara, Kolkata 700118
College with Potential for Excellence (CPE)
Accredited by NAAC with Grade A

Department of English Language
Ramakrishna Mission Vivekananda Centenary College, Rahara

Project work in English classroom:

Helping Hand…?!

A short film

To illustrate the features and skills of Speaking

By
Sayan Das
Leaner
1st Year 1st Semester
Computer Science Department

And
Asim Roy Choudhury
Leaner
1st Year 1st Semester
Computer Science Department

January 10th, 2022
[Date of Submission]

Declaration:

I declare that we, **Sayan Das, Asim Roychudhury** students of 1st Year 1st Semester of **Computer Science** Department, Ramakrishna Mission Vivekananda Centenary College, Rahara worked on my English project on my own and I used the resources which are mentioned in the bibliography.



Sayan Das
1st Year 1st Semester
RKMVC College
Rahara

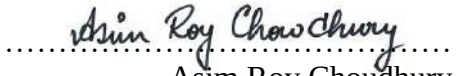

Asim Roy Choudhury
1st Year 1st Semester
RKMVC College
Rahara

Acknowledgments

I would like to thank Mr. Manas Moulic, Asst. Prof. in English, RKMVCC, Rahara, for his invaluable help, advice, and patience.
I would also like to thank my family for their support.
I would like to thank my pupils who took part in the project, for their work and enthusiasm.

Contents

Introduction 5

1. Theoretical part **6**

1.1. About project work 6
1.1.1 Pedagogical references of project work in the past 6
1.1.1.a What is Speaking as a Language Skill 6
1.1.2 Project work in a language classroom 7
1.1.3 The advantages of project work 7
1.1.4 Benefits to learners 8
1.1.5 The role of a teacher 8
1.2. Stages of a project 8

2. Practical part **9**

2.1. Introduction to the project "Helping Hand…?!" 9
2.2. Motivation and registration 9
2.3. The Film “Helping Hand…?!” 9
2.3.1. Story line 9
2.3.2. Cast 9
2.3.3. Technical Specifications 9

Conclusion **10**

Resumé **11**

Bibliography

Appendix

Introduction

The project that has been assigned to us is to make a short film about helping someone. This project is meant to judge the actor's accent, fluency, and overall mastery of Spoken English as well as his acting skills.

While most would take the subject of the short film for its face value, we took a different approach keeping in mind the purpose of this project.

This film is about a student asking his friend to lend him a book. The story is simple and easy to follow. The characters have ample dialogues and display a variety of expressions like exasperated, sarcastic, annoyed, bored, etc.

Since this project demands an emphasis on the interactions among the characters, we tried to give it a comedic undertone keeping the aspect of 'helping' somewhat subtle. I hope our work is up to your satisfaction.

Theoretical Part

About Project Work

This project is about making a short film. The duration of the short film is about three minutes. The film is about a friend helping another to find a book. The aim of making this film is to improve our communication skills.

Pedagogical reference of Project Work

What is speaking as a language skill:

Language is the most important part of communication. It is the main mode of communication. There are mainly four types of language skills –

1. Listening
2. Speaking
3. Reading
4. Writing

When a child is born and grows up he or she develops these four skills in respective order to build his or her communication skills. Today we are discussing the second and perhaps the most important skill, which is Speaking.

Speaking - The action of conveying information or expressing thoughts and feelings in speech is called Speaking.

Functions of Speaking –

Speaking as an Interaction

Speaking is a mode of social interaction. We use speaking to interact with other people in our society. Like chatting, gossiping, or simply talking.

Speaking as Transaction

Speaking is also used for messaging purposes. People can exchange information by speaking with each other. Like group discussions, phone calls.

Speaking as Performance

Speaking is the best way of presenting one's thoughts and ideas to society. By speaking we can present something before a group of people. Like political lectures or any other speeches.

Project work in a language classroom

Project work is work that focuses on completing a task. Project work normally involves a lot of resources - time, people, and materials - and learners practice a range of skills and language systems.

In the classroom, project work may provide many opportunities to meet a variety of learning aims but it requires strong classroom management skills. Learners need independence in planning and realizing the work but they also need the teacher to act as a driver in ensuring it is carried out in a way that meets learning aims.

The Advantages of project work

- Project work helps to enhance and express our creativity.
- It helps to develop an in-depth knowledge of the subject or topic that we are studying.
- With the help of project work, we can improve our problem-solving skills.
- There are lots of advantages of project work like developing management skills, getting self-confident, and developing critical thinking ability.

The Benefits of a learner

- Project work encourages initiative, independence, imagination, self-discipline, and co-operation together with cross-curricular skills development where knowledge gained in other subjects may be used in the English class.
- Project work captures better than any other activity the principal elements of a communicative approach.
- Positive motivation is the key to successful language learning and project work is particularly useful as a means of generating this positive motivation.
- A foreign language can often seem a remote, unreal, and irrelevant thing. Project work helps to bridge this relevance gap in many ways.
- project work gives a clear sense of achievement. It enables all students to produce a worthwhile product.

The role of a teacher

The main role of a teacher in project work is to guide the student. A teacher gives his or her valuable pieces of advice and shows the student the right way to make a project. He or she motivates the student to make a good project work. The directions that they give are very much important to those who are making the project.

The stages of project work

1. Definition
2. Initiation
3. Planning
4. Execution
5. Monitoring and Control
6. Closure

Practical Part

Introduction to project “Helping Hand…?!”

In this project, we got the chance to make a short film on the theme of helping hand. The story revolves around a boy asking his friend to lend him a book, which leads to some hilarious experiences.

Motivation and Resignation

The motivation for this film comes from a real-life experience of mine. The scenario portrayed in this film is not something unique rather, it is an experience that most of us have had at some point in time.

The Film “Helping Hand…?!”

Story Line

The story starts with a boy, Asim asking his friend Sayan to lend him a book which he got from the library. Sayan agrees to help, under the condition that Asim will return the book within a week. Later, when Asim comes to Sayan's house to get the book, Sayan says he has forgotten where he kept it. Hence Asim helps him to find it. After some time, Sayan says he remembers where he kept the book and runs off. Asim left alone waits for Sayan's return. On the other hand Sayan, seemingly due to some unknown grievance against Asim, intentionally keeps him waiting. After a significant amount of time Sayan gives Asim the book he wanted. In the end, a frustrated Asim thanks his friend sarcastically, saying he will think twice before asking for his help again, at which Sayan plays innocent.

Cast

- Asim – Asim Roy Choudhury
- Sayan – Sayan Das

Technical Specifications

We used the Vivo V21e smartphone to shoot the film, Adobe Premiere Pro 2021 for editing the video, and Adobe Audition Pro 2021 to edit sounds.

Conclusion

We have discussed Communication skills and Speaking as a communication skill in this project. We made a short film on the theme ‘Helping hand’ and presented it as part of this project. As everyone who took part in this project had no prior experience of making a film so the audience of the film might find some faults and errors in it. Our request to them to excuse those errors.

Resumé

ASIM ROY CHOWDHURY

1 No. Mohishila Colony, Battala Bazar | Asansol - 713303 +91-9775262700 | asimrc2002@gmail.com

OBJECTIVE

Be a successful student in accomplishing a career as an app developer

EDUCATION

Burnpur Riverside School – Burnpur – Class 10

- Passed Class 10 in 2019 with 91% in CBSE board examination

Burnpur Riverside School – Burnpur – Class 12

- Passed Class 12 in 2021 with 89% in CBSE board examination

HOBBIES

- Playing Chess on a regular basis
- Writing Poems and short stories and articles
- Learning Programming Languages and practicing different computer functioning skills
- Reading Novels, Novellas, and short stories
- Playing Football

FATHER'S NAME	:	ALOK ROY CHOWDHURY
MOTHER'S NAME	:	SIPRA ROY CHOWDHURY
LANGUAGES KNOWN	:	ENGLISH, BENGALI AND HINDI
GENDER	:	MALE
DATE OF BIRTH	:	8TH OCTOBER, 2002

Resumé

SAYAN DAS

Athilagori, Contai, Purba Medinipur | Contai - 721401
+91-7384802278 | mesayan19@gmail.com

OBJECTIVE

Be a successful student in accomplishing a career as an app developer and UI UX Designer

EDUCATION

Contai High School – Class 10

- Passed Class 10 in 2019 with 96% in CBSE board examination

Contai High School – Class 12

- Passed Class 12 in 2021 with 95% in CBSE board examination

HOBBIES

- Playing Computer Games
- Reading Novels
- Designing
- Swimming

FATHER'S NAME	:	SAYAN DAS
MOTHER'S NAME	:	SOUMYEN DAS
LANGUAGES KNOWN	:	ENGLISH, BENGALI AND HINDI
GENDER	:	MALE
DATE OF BIRTH	:	19TH DECEMBER, 2003

Bibliography

Appendix

Ramakrishna Mission Vivekananda Centenary College
RAHARA, KOLKATA-700118 *College with Potential for Excellence (CPE)*
Accredited by NAAC with Grade A

Department of Mathematics Ramakrishna Mission Vivekananda Centenary College, Rahara

Project work in English classroom:
Helping Hand
A short film
To illustrate the features and skills of Speaking

By
Subrata Das
Leaner
1st Year 1st Semester
Roll Number-351
Mathematics Honors

January ….. 2022

[Date of Submission]

Declaration:

I declare that I,Subrata Das a student of 1st Year 1st Semester of Mathematics Department, Ramakrishna Mission Vivekananda Centenary College, Rahara worked on my English project on my own and I used the resources which are mentioned in the bibliography.

Subrata Das1st Year 1st
Semester College Roll
NO-351 RKMVC
College Rahara

Acknowledgements

I would like to thank to Mr. Manas Moulic, Asst. Prof. in English, RKMVCC, Rahara, for his invaluable help, advice and patience.

I would also like to thank my friend Kuntal Samanta for taking part in the film making videos.

I would like to thank my elder brother Ankan Maity for editing the video.

I would like to thank my friend Ujjwal Bhunia for helping me in technical work.

Contents

Introduction **5**

1. **Theoretical part** **5-6**

1.1. About project work 5
1.1.1 Pedagogical references of project work in the past 5
1.1.1.a What is Speaking as a Language Skill 5
1.1.2 Project work in a language classroom 5
1.1.3 The advantages of project work 5
1.1.4 Benefits to learners 5
1.1.5 The role of a teacher 6
1.2. Stages of a project 6

2. **Practical part** **6-7**

2.1. Introduction to the project "Helping Hand" 6
2.2. Motivation and registration 6
2.3. The Film "Helping Hand" 7
2.3.1. Story line 7
2.3.2. Cast 7
2.3.3. Technical Specifications 7
2.4. Difficulties 7

Conclusion **7**

Resumé **8**

Bibliography **9**

Introduction:

Speaking is an active skill that helps us to communicate to others. But for a good communication we also need body language, eye contact, emotion etc. Acting helps us to improve our communication ability. Our project is making a film that help us to enhance our speaking skill as well as our body language, emotion etc.

1. Theoretical part

1.1. About project work:

The project work is based on a film. But making film is not the main purpose. The project helps us to improve body language, expression and enhance our speaking ability. In the film there is a topic and we have to work according to the topic.

1.1.1 What is speaking as a Language skill:

Speaking is the delivery of language through the mouth. To speak, we create sounds using many parts of body, including the lung, vocal tract, vocal cords, tongue, teeth and lips. Speaking is the second of the four language skills which are listening, speaking, reading and writing.

1.1.2 Project work in language classroom:

Project work is a work which is focuses on completing a task. A group of teenage learners work on a project to develop a series of posters on how to protect the environment. Project work may provide many opportunities to meet a variety of learning aims but it requires strong classroom management skills.

1.1.3 The advantages of project work:

When working on a project, students learn to manage obstacles more effectively, often learning from failure and making adjustments until they're satisfied with the work. Students learn I

1.1.4 Benefits to learners:

i) Deeper engagement and interaction with learning content.

ii) Encouragement of higher order thinking and problem-solving skills.

iii) Development of peer and professional networks.

iv) Engagement with potential employers and career mentors.

1.1.5 The role of a teacher:

Project work provides a context in which the teacher can encourage learners to apply their growing academic skill in purposeful ways. The teacher has an important part in the initiation, implementation and culmination of projects.

1.2 Stages of project:

1.1.1.1.1. Definition.

1.1.1.1.2. Initiation.
1.1.1.1.3. Planning.
1.1.1.1.4. Execution.
1.1.1.1.5. Monitoring and control.
1.1.1.1.6. Closure.

2. Practical part

2.1 Introduction to the project "Helping Hand"

The topic of the project is "Helping Hand", it teaches us how to express the reaction, body language, our speaking. In the project we act like helping others. It teaches us to help other in our happiness from the heart. So, the title is 'Helping Hand'.

2.2 Motivation and registration:

Before doing any project, we need motivation and registration. In this project our asst.Prof. of English Mr Manas Moulic helped me so much and guide me. He always motivates us. My friend and elder brother also play a very important role. They also motivate and support me to start and complete the project.

2.3. The film "Helping Hand":

The topic is 'Helping Hand'. So, there is a service for the orphan street children.

2.3.1 Storyline:

A covid patient suddenly died. He had two child and they are now home less. Even they really great to eat. When we are passing through a road . We show then eating something from the dustbin. So, we field guilty for this so , we given some money and some food for there live.

2.3.2 Cast:

Subrata Das (me)

Kuntal Samanta (my friend)

2.3.3 Technical specification:

My elder brother is the cameraman of the film. Here we used the back camera (50 MP) of OnePlus Nord 2 smart phone. We edited our video in KineMaster and send to our teacher via telegram.

2.4 Difficulties:

There are few difficulties that we faced while making the film.

i) The first problem was Speaking in English. Since my friend kuntal Samanta can only speak in Bengali it is very hard for taking in English. So, we practiced it many times.

ii) The second problem was acting. As we never made a film before, it is hard for us to act in the film. So, we tried many times and got success.

iii) The final problem was editing it. The problem got solve as my friend Ankan Maity helped me to edit it.

Conclusion:

We learn from the project are speaking ability, body language, eye expressions, dialogue etc. It helps us to enhance our communication skill and body gesture. The experience we gained will help us in future.

Resume:

I am Subrata Das, a student of 1st year 1st semester of BSc Mathematics(H) in Ramakrishna Mission Vivekananda Centenary Collage, made the film using Samsung GalaxyF22 .My friend acted in it with me and my elder brother captured the video. My friend Ankan Maity helped me to edit it and making a script. The story is helping my friend Kuntal . I tried my level best to make it good. This is totally new experience for me and it is very amazing. Finally, I would like to thank my teacher Manas Moulic for giving me this topic.

Bibliography:

The source of the project is internet, project pdf.